



**Fusital**

**CATALOGO / CATALOGUE 2009**

**Indice**

Index

**OTTONE / Brass**

<b>Legenda codici di identificazione articoli</b> Legend of articles identification codes	pag.	4
<b>Indice generale delle serie</b> Series index	pag.	6
<b>Indice dei designers</b> Designers index	pag.	12
<b>Catalogo</b> Catalogue	pag.	14

**INOX / Stainless steel**

<b>Legenda codici di identificazione articoli</b> Legend of articles identification codes	pag.	320
<b>Il materiale</b> The material	pag.	326
<b>Indice generale delle serie</b> Series index	pag.	328
<b>Indice dei designers</b> Designers index	pag.	330
<b>Catalogo</b> Catalogue	pag.	332
<b>Bocchette</b> Escutcheons	pag.	362
<b>Chiusure privacy BZG</b> Privacy sets	pag.	365

<b>Informazioni tecniche ottone</b> Technical information brass	pag.	366
<b>Informazioni tecniche inox</b> Technical information stainless steel	pag.	386
<b>Qualità</b> Quality	pag.	412
<b>Zirtanio: Trattamento protettivo ad alta resistenza</b> Zirtanio: High grade protective coating (PVD)	pag.	410
<b>Avvertenze</b> Instructions	pag.	412



**Fusital**

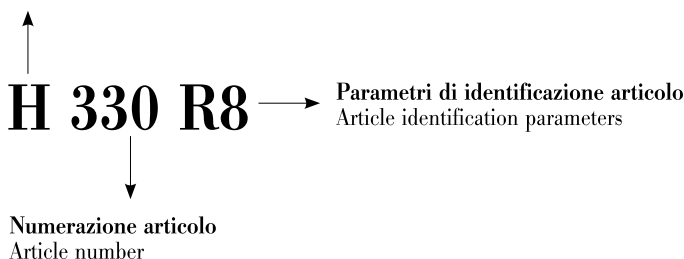
**Fusital Ottone**  
**Fusital Brass**



**Legenda codici di identificazione articoli**  
Article identification codes

**Composizione codice prodotto/Composition of product code**

**Identificazione tipologia prodotto**  
Product type identification



**H** Maniglie per porta e per finestra/Door handles and window handles


**K** Pomoli per porta/Door knobs  
Maniglionni/Pull handles  
Bocchette/Escutcheons  
Chiusure privacy BZG/Bathroom privacy sets


**M** Chiavi per porta/Door keys


**E** Portabiti/Coat-hooks  
Ganci/Hooks


**X** Complementari e sistemi di fissaggio  
Complementary accessories and fixing systems

**Descrizione parametri di identificazione articolo**  
Description of article identification parameters

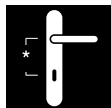
**...R..**  **Articolo con rosetta, molla di ritorno e sottorosetta con viti a legno, quadro 7 o 8 mm, bocchetta con foro chiave normale.**  
Article on rosette, with spring and anchor rose with wood screws, 7 or 8 mm spindle, with standard escutcheon

**...R .. Y**  **Articolo con rosetta, molla di ritorno, sottorosetta con viti a legno, quadro 7 o 8 mm, bocchetta con foro chiave cilindro.**  
Article on rosette, with spring and anchor rose with wood screws, 7 or 8 mm spindle, with cylinder escutcheon

**...RG..**  **Articolo con rosetta, molla di ritorno, sottorosetta con perni per viti passanti, quadro 8 o 8,5 mm, bocchetta con foro chiave normale**  
Article on rosette, with spring, anchor rose for bolt through fixing, 8 or 8.5 mm spindle, with standard escutcheon

**...RG .. Y**  **Articolo con rosetta, molla di ritorno, sottorosetta con perni per viti passanti, quadro 8 o 8,5 mm, bocchetta con foro chiave cilindro**  
Article on rosette, with spring, anchor rose for bolt through fixing, 8 or 8.5 mm spindle, with cylinder escutcheon.

...P .. 70\*



Articolo con placca, quadro 7-8-8.5 mm, foro chiave normale.  
Il numero 70, indicato a titolo di esempio, che è variabile e dipende dalle normative di ogni mercato, indica l'interasse in mm tra foro chiave e foro maniglia.

Article on plate, 7-8-8.5 mm spindle, standard keyhole. The number "70" shown is variable and depends on the requirements of each individual market. It indicates distance between the spindle and keyhole centre in mm.

...P .. Y 70\*



Articolo con placca, quadro 7-8-8.5 mm, foro chiave cilindro  
Il numero 70, indicato a titolo di esempio, che è variabile e dipende dalle normative di ogni mercato, indica l'interasse in mm tra foro chiave e foro maniglia.

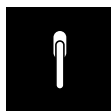
Article on plate, 7-8-8.5 mm spindle, cylinder keyhole. The number "70" shown is variable and depends on the requirements of each individual market. It indicates distance between the spindle and keyhole centre in mm.

...F



Maniglia per finestra  
Window handle

...F RS



Maniglia per finestra con movimento DRY-KEEP 4 scatti, disponibile con lunghezza quadro 27-30-35-41-45-50 mm  
Window handle with DRY-KEEP movement, 4 click positions, available with spindle lengths 27-30-35-41-45-50 mm

...F SER



Maniglia per finestra movimento 4 scatti, quadro lunghezza 30 mm, con serratura  
Window handle, with 4 click positions, with 30 mm spindle, with lock

...SB



Articolo con rosetta senza bocchetta  
Article on rosette, without escutcheon

...R 6-7-8  
BZG



Chiusura privacy, quadro disponibile 6-7-8 mm e lunghezza 75-85 mm, sottorosetta con viti a legno  
Bathroom privacy set, 6-7-8 mm diameter spindle with length of 75-85 mm. Anchor rose with wood screws

...RG 6-7-8  
BZG



Chiusura privacy, quadro disponibile 6-7-8 mm e lunghezza 75-85 mm, sottorosetta con viti passanti  
Bathroom privacy set, 6-7-8 mm diameter spindle with length of 75-85 mm. Anchor rose with through screws

...RS 6-7-8  
BZG



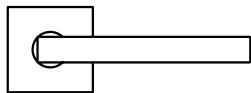
Chiusura privacy, quadro disponibile 6-7-8 mm e lunghezza 75-85 mm, sottorosetta con viti a legno, con indicatore libero/occupato  
Bathroom privacy set, 6-7-8 mm diameter spindle with length of 75-85 mm. Anchor rose with wood screws. Vacant/engaged indicator

...RSG 6-7-8  
BZG

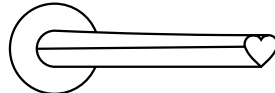


Chiusura privacy, quadro disponibile 6-7-8 mm e lunghezza 75-85 mm, sottorosetta con viti passanti, con indicatore libero/occupato  
Bathroom privacy set, 6-7-8 mm diameter spindle with length of 75-85 mm. Anchor rose with through screws. Vacant/engaged indicator

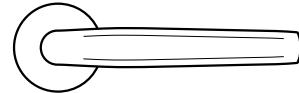
Per le versioni disponibili fare riferimento al listino-prezzi in vigore nel paese di appartenenza  
To see the available versions, please refer to the price-list in force in each Country



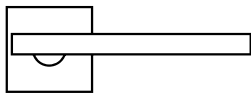
**H 361**  
Serie **AC4 Duemilasei**  
Antonio Citterio con Toan Nguyen  
pag. 74



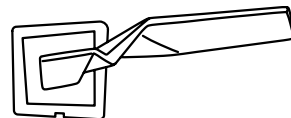
**H 360**  
Serie **FN Duemilasette**  
Fabio Novembre  
pag. 234



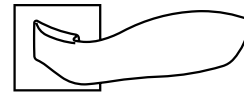
**H 359**  
Serie **SOM New York Duemilasette**  
Skidmore, Owings & Merrill  
pag. 286



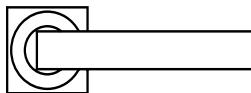
**H 358**  
Serie **JP1 Duemila**  
John Pawson  
pag. 240



**H 356**  
Serie **ZH Duemilacinque**  
Zaha Hadid con Woody Yao  
pag. 160



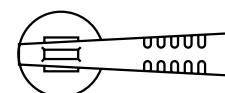
**H 354**  
Serie **FOG Duemilaquattro**  
Frank O Gehry  
pag. 134



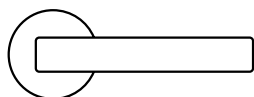
**H 353**  
Serie **AC3 Duemilaquattro**  
Antonio Citterio con Toan Nguyen  
pag. 78



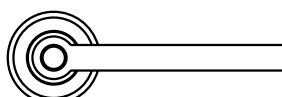
**H 352**  
Serie **ODBC Duemiladue**  
Odile Decq-Benoit Cornette  
pag. 104



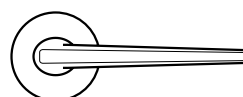
**H 351**  
Serie **AR Duemiladue**  
Alan Ritchie-Philip Johnson Architects  
pag. 272



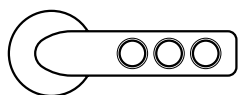
**H 350**  
Serie **CA Duemiladue**  
Cerri&Associati  
pag. 54




**H 349**  
Serie **CWL Duemiladue**  
Chi Wing Lo  
pag. 186



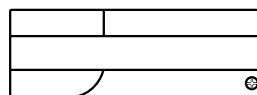
**H 348**  
Serie **DC Duemiladue**  
David Chipperfield Architects  
pag. 66



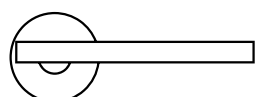
**H 347**  
Serie **MDF Duemiladue**  
Massimiliano e Doriana Fuksas  
pag. 128



**H 345**  
Serie **LK Duemilauno**  
Leon Krier  
pag. 180



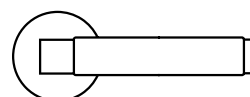
**H 344**  
Serie **JN Duemilauno**  
Jean Nouvel  
pag. 226



**H 343**  
Serie **JP Duemila**  
John Pawson  
pag. 244

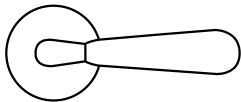


**H 342**  
Serie **RA Duemila**  
Ron Arad  
pag. 16



**H 341**  
Serie **HK2 Duemila**  
Hans Kollhoff  
pag. 166






**H 339**  
Serie AP Duemila  
Andrée Putman  
pag. 266



**H 338**  
Serie YK Duemila  
Yoshimi Kono  
pag. 172



**H 337**  
Serie GP Novantotto  
Gustav Peichl  
pag. 252



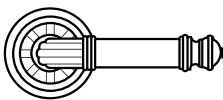
**H 335**  
Serie RM Novantotto  
Richard Meier  
pag. 210



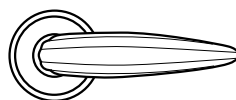
**H 334**  
Serie NF Novantotto  
Foster and Partners  
pag. 114



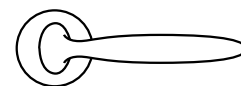
**H 333**  
Serie P Novantotto  
Piano Design Workshop  
pag. 258



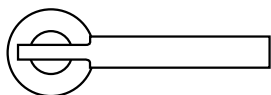
**H 332**  
Serie M Novantotto  
Renzo Mongiardino  
pag. 218



**H 331**  
Serie MG Novantotto  
Michael Graves  
pag. 142



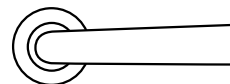
**H 330**  
Serie T Novantasette  
Matteo Thun  
pag. 314



**H 329**  
Serie **RB Novantacinque**  
Taller Design Ricardo Bofill  
pag. 306



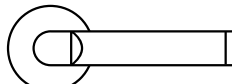
**H 328**  
Serie **NF Novantacinque**  
Foster and Partners  
pag. 120



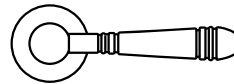
**H 327**  
Serie **AC 2 Novantacinque**  
Antonio Citterio  
pag. 84



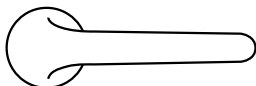
**H 326**  
Serie **AC 1 Novantacinque**  
Antonio Citterio  
pag. 88



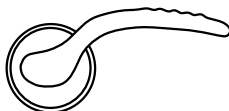
**H 321**  
Serie **AC Novantatre**  
Antonio Citterio  
pag. 92



**H 320**  
Serie **AR Novantadue**  
Aldo Rossi  
pag. 280




**H 319**  
Serie **VM Novantadue**  
Vico Magistretti  
pag. 194



**H 318**  
Serie **AM Novantadue**  
Angelo Mangiarotti  
pag. 204



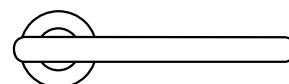
**H 317**  
Serie **AC Novantuno**  
Antonio Citterio  
pag. 98



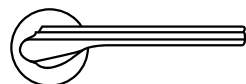
**H 316**  
Serie **S Novantuno**  
Sottsass Associati  
pag. 292



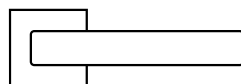
**H 315**  
Serie **G Novanta**  
Pierluigi Cerri  
pag. 60



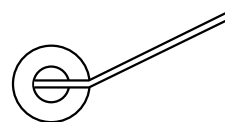
**H 314**  
Serie **S Novanta**  
Sottsass Associati  
pag. 296



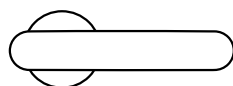
**H 312**  
Serie **Sette B**  
Cini Boeri  
pag. 36



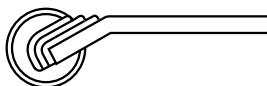
**H 311**  
Serie **Sei MB**  
Mario Bellini  
pag. 30



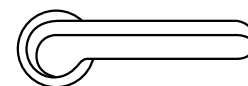
**H 310**  
Serie **Cinque C**  
Achille Castiglioni  
pag. 48



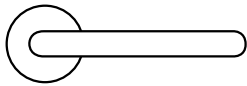
**H 39**  
Serie **Quattro M**  
Vico Magistretti  
pag. 198



**H 38**  
Serie **Quattro S**  
Sottsass Associati  
pag. 300



**H 37**  
Serie **Tre B**  
Cini Boeri  
pag. 40



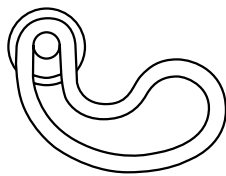
**H 35**  
Serie **Due G**  
Gregotti Associati  
pag. 148



**H 33**  
Serie **Otto G**  
Gregotti Associati  
pag. 152



**H 32**  
Serie **Otto B**  
Cini Boeri  
pag. 44



**H 31**  
Serie **Otto A**  
Gae Aulenti  
pag. 24

---

Ron Arad	pag. 14
Gae Aulenti	pag. 22
Mario Bellini	pag. 28
Cini Boeri	pag. 34
Achille Castiglioni	pag. 46
Pierluigi Cerri	pag. 52
David Chipperfield Architects	pag. 64
Antonio Citterio	pag. 72
Odile Decq-Benoît Cornette	pag. 102
Foster and Partners	pag. 112
Massimiliano e Doriana Fuksas	pag. 126
Frank O. Gehry	pag. 132
Michael Graves	pag. 140
Gregotti Associati	pag. 146
Zaha Hadid	pag. 158
Hans Kollhoff	pag. 164
Yoshimi Kono	pag. 170
Leon Krier	pag. 178
Chi Wing Lo	pag. 184
Vico Magistretti	pag. 192
Angelo Mangiarotti	pag. 202
Richard Meier	pag. 208
Renzo Mongiardino	pag. 216
Jean Nouvel	pag. 224
Fabio Novembre	pag. 232
John Pawson	pag. 238
Gustav Peichl	pag. 250
Piano Design Workshop	pag. 256
Andrée Putman	pag. 264

Alan Ritchie - Philip Johnson Architects	pag. 270
Aldo Rossi	pag. 278
Skidmore, Owings & Merrill	pag. 284
Sottsass Associati	pag. 290
Taller Design Ricardo Bofill	pag. 304
Matteo Thun	pag. 312



Ron Arad

“Prima di mettere in produzione la maniglia, abbiamo realizzato un modello in fusione.

Sebbene l'origine geometrica della sua forma derivi da una lastra curvata, assume il volume necessario per una comoda impugnatura, evidenziato dal gioco delle finiture: lucida esternamente, opaca all'interno.

Un lieve incavo nel punto centrale offre al pollice un confortevole riferimento.

Materiale, trattamento superficiale e design complessivo sono coerenti con gli altri pezzi che stavo progettando in quel periodo.”

“Before the door handle was put in production it was cast.

Although the origin and geometry of its shape comes from a folded flat piece, the handle enjoys the play between the volume that is required for a comfortable grip and the lines of the folded plate, and a game of two tones (i.e. we can see the external polished side contrasted with the matt finish inside).

There is also a dimple in the pivoting point which provides a natural thumb grip.

In terms of material, surface treatment and overall form, the design of the handle is clearly related to other pieces I was designing at that time.”

Ron Arad





Fusital

## H 342

Serie RA Duemila design Ron Arad



# H 342

Serie RA Duemila design Ron Arad

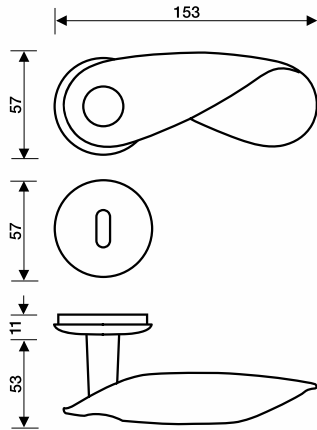


Materiale  
Ottone

Material  
Brass

## H 342

Maniglia per porta  
Door handle

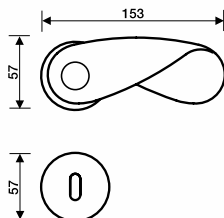


Cromatt/Cromsatin  
Matt chrome/Satin chrome

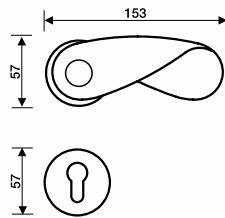


Cromatt/Cromo  
Matt chrome/Chrome

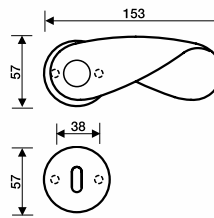
### H 342 R7 - H 342 R8



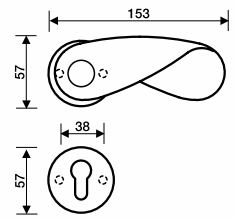
### H 342 R7 Y - H 342 R8 Y



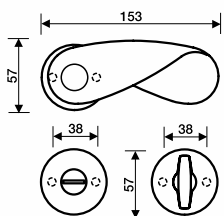
### H 342 RG8/8.5



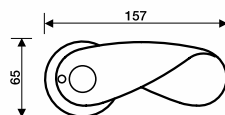
### H 342 RG8/8.5 Y



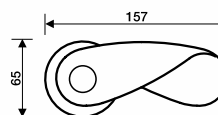
### H 342 RG6 - 7 - 8 BZG



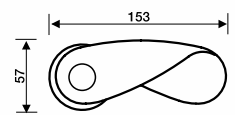
### H 342 RP Privacy



### H 342 RP Passage



### H 342 R SB



Serie RA Duemila design Ron Arad

<b>Materiale</b> Ottone	Material Brass
<b>Finitura</b> Cromatt/Cromsatin Cromatt/Cromo	Finish Matt chrome/Satin chrome Matt chrome / Chrome

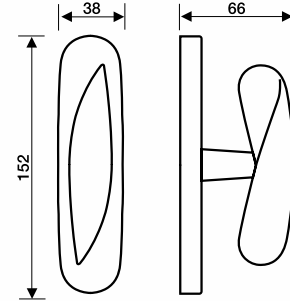


**H 342 F**

Maniglia per finestra  
Window handle

Movimenti  
Movements

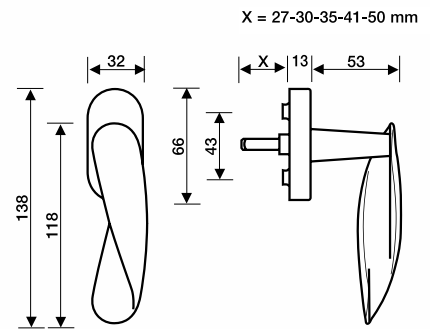
Gratz  
Gratz CP  
Gratz/7  
Martellina



**H 342 F RS**

Maniglia per finestra  
Window handle

Movimento  
4 scatti  
Movement  
4 click positions

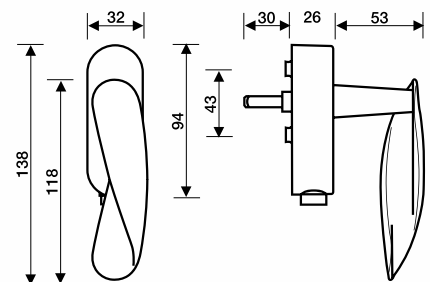


H 342 F RS

**H 342 F SER**

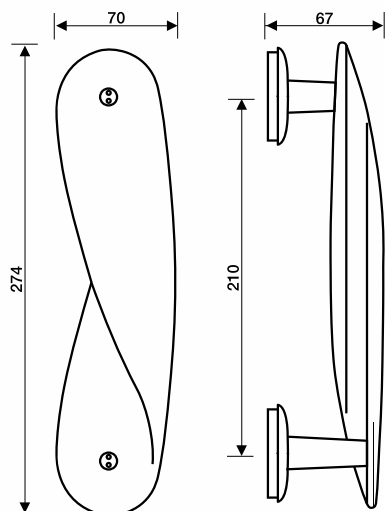
Maniglia per finestra  
Window handle

Movimento  
4 scatti con chiave  
Movement  
4 click positions with key



H 342 F SER

<b>Materiale</b> Ottone	<b>Material</b> Brass
<b>Finitura</b> Cromatt / Cromsatin Cromatt / Cromo	<b>Finish</b> Matt chrome / Satin chrome Matt chrome / Chrome



**K 355 DX**  
**K 355 SX**

**Maniglione**  
Pull handle

**Interasse**  
Centre distance  
**210 mm**



**Il maniglione è raffigurato in versione destra**  
The pull handle shown is the right-hand version

**Dispositivi di fissaggio da ordinare a parte**  
Fixings to be ordered separately

**pag. 369/370/371**

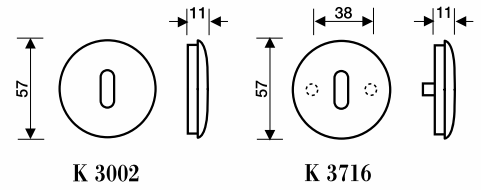
Serie RA Duemila design Ron Arad

<b>Materiale</b> Ottone	Material Brass
<b>Finitura</b> Cromatt/Cromsatin Cromatt/Cromo	Finish Matt chrome/Satin chrome Matt chrome / Chrome



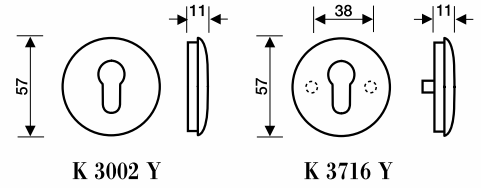
**K 3002 - K 3716**

**Bocchetta foro normale**  
Standard hole escutcheon



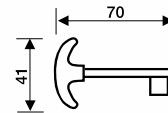
**K 3002 Y - K 3716 Y**

**Bocchetta foro cilindro**  
Euro-profile hole escutcheon

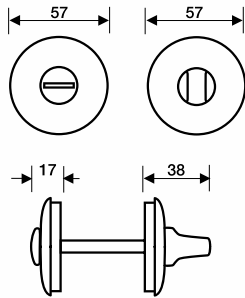


**M 389**

**Chiave per porta**  
Door key



<b>Materiale</b> Ottone	<b>Material</b> Brass
<b>Finitura</b> Cromatt / Cromsatin Cromatt / Cromo	<b>Finish</b> Matt chrome / Satin chrome Matt chrome / Chrome

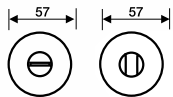


**K 3009**  
Chiusura privacy BZG  
Bathroom privacy set

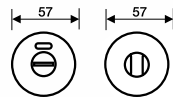


**K 3009 R6 - 7 - 8 BZG**

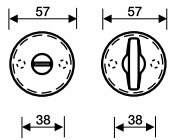
**K 3009 R6 - 7 - 8 BZG**



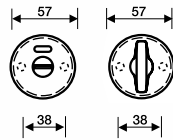
**K 3009 RS6 - 7 - 8 BZG**



**K 3009 RG6 - 7 - 8 BZG**



**K 3009 RSG6 - 7 - 8 BZG**



**K 3009 RG6 - 7 - 8 BZG**



Gae Aulenti

Laureata in architettura a Milano.

Oltre all'architettura, la sua attività comprende l'Interior e l'Industrial design, gli allestimenti e la scenografia teatrale. Famose sono le sue opere di ristrutturazione e allestimento del Musée d'Orsay e Musée d'Art Moderne al Centre Pompidou a Parigi, Palazzo Grassi a Venezia, con le sue mostre dal Futurismo '86 a Picasso '98.

Altri lavori importanti sono il Museo Nazionale d'Arte Catalana a Barcellona, il nuovo accesso alla stazione S. Maria Novella a Firenze, Palazzo Italia per l'EXPO '92 di Siviglia, il Palazzo del Governo della Repubblica di San Marino, il nuovo Asian Art Museum di S. Francisco, lo "Spazio Oberdan" a Milano, la ristrutturazione della Reggia di Venaria Reale a Torino. Fra i numerosi riconoscimenti ha ricevuto il titolo di "Chevalier de la Légion d'Honneur" in Francia e il "Praemium Imperiale" per l'Architettura in Giappone.

Graduated in architecture in Milan.

Besides architecture, she is active in Interior and Industrial design, as well as stage sets and theatrical scenography.

She is famous for her work in the restructuring and refitting of the Musée d'Orsay and the Musée d'Art Moderne in the Centre Pompidou in Paris as well as in the Palazzo Grassi in Venice, with exhibitions ranging from Futurism in 1986 to Picasso in 1998.

Other important works are the National Museum of Catalan Art in Barcellona, the new entrance to S. Maria Novella Station in Florence, the Palazzo Italia for EXPO '92 in Seville, the Government Palace of San Marino, the new Asian Art Museum in San Francisco, the "Oberdan space" in Milan, the restructuring of the Reggia di Venaria Reale in Turin.

Amongst many prizes, she has been awarded the title of "Chevalier de la Légion d'Honneur" in France and the "Praemium Imperiale" for Architecture in Japan.







Fusital

## H 31

Serie Otto A design Gae Aulenti



# H 31

Serie **Otto A** design Gae Aulenti

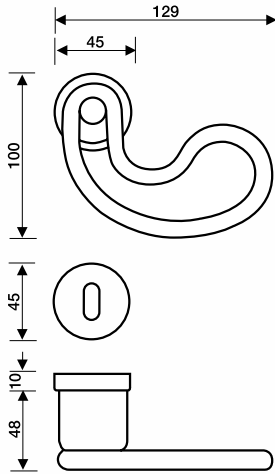


Materiale  
Ottone

Material  
Brass

## H 31

Maniglia per porta  
Door handle



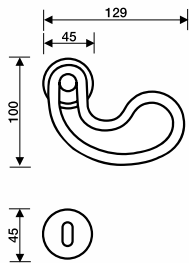
Serie prodotta  
solo a richiesta con  
quantitativi minimi  
d'ordine

Series manufactured  
upon request only  
for minimum  
quantities

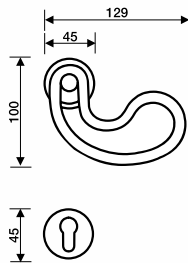


Oro  
Brass

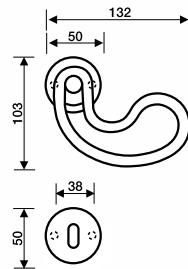
### H 31 R7 - H 31 R8



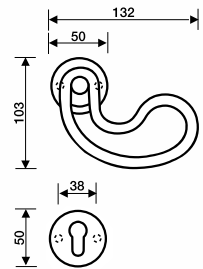
### H 31 R7 Y - H 31 R8 Y



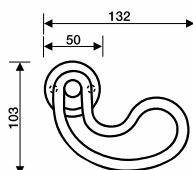
### H 31 RG8/8.5



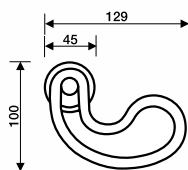
### H 31 RG8/8.5 Y



### H 31 RG6 - 7 - 8 BZG



### H 31 R SB



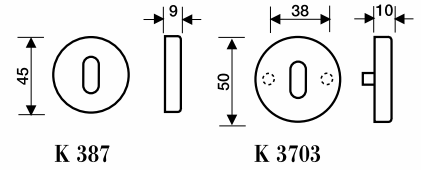
Serie **Otto A** design Gae Aulenti

<b>Materiale Ottone</b>	Material Brass
<b>Finitura Oro</b>	Finish Brass



**K 387 - K 3703**

**Bocchetta foro normale**  
Standard hole escutcheon

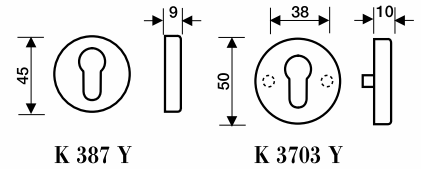


K 387

K 3703

**K 387 Y - K 3703 Y**

**Bocchetta foro cilindro**  
Euro-profile hole escutcheon

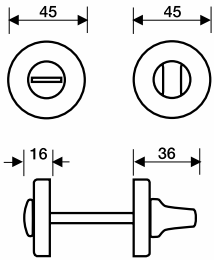


K 387 Y

K 3703 Y

**Materiale  
Ottone**                      Material  
Brass

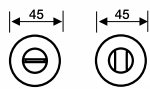
**Finitura  
Oro**                              Finish  
Brass



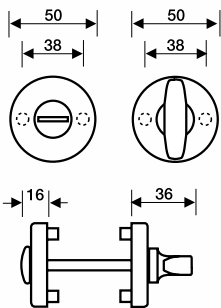
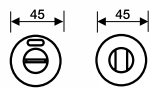
**K 382**  
Chiusura privacy BZG  
Bathroom privacy set



**K 382 R6 - 7 - 8 BZG**



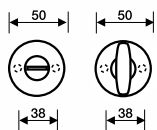
**K 382 RS6 - 7 - 8 BZG**



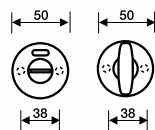
**K 389**  
Chiusura privacy BZG  
Bathroom privacy set




**K 389 RG6 - 7 - 8 BZG**



**K 389 RS G6 - 7 - 8 BZG**





Mario Bellini

Si è laureato in architettura a Milano.  
Ha insegnato e tenuto conferenze in varie università  
e sedi culturali internazionali.  
I suoi progetti sono numerosi per Olivetti, Cassina, Vitra,  
Erco, Rosenthal, Yamaha. Numerosi sono gli incarichi di  
architettura in Italia e all'estero.  
Venticinque sue opere fanno parte della Permanent Design  
Collection al Moma di New York.  
È stato direttore della rivista Domus.

Graduated in architecture in Milan.  
He has taught and held conferences in numerous international  
universities and cultural seats.  
Amongst the projects he carried out there have been those for  
Olivetti, Cassina, Vitra, Erco, Rosenthal and Yamaha.  
He has been honoured with various architectural commissions  
in Italy and abroad.  
Twenty-five of his works are housed in the Permanent Design  
Collection of the Museum of Modern Art in New York.  
He is a former director of Domus magazine.







Fusital

# H 311

Serie Sei MB design Mario Bellini



# H 311

Serie Sei MB design Mario Bellini

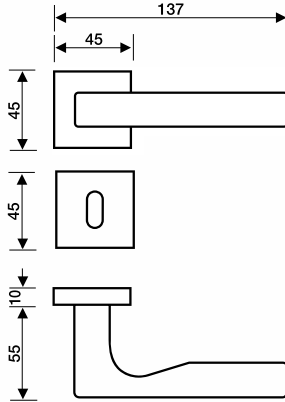


Materiale  
Ottone

Material  
Brass

## H 311

Maniglia per porta  
Door handle

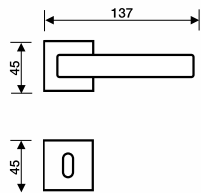


Cromsatin  
Satin chrome

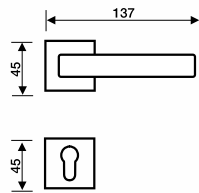


Cromo  
Chrome

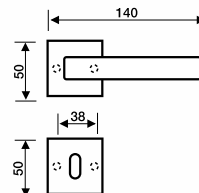
### H 311 R7 - H 311 R8



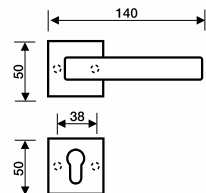
### H 311 R7 Y - H 311 R8 Y



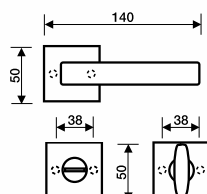
### H 311 RG8/8.5



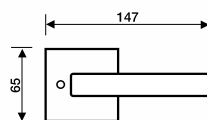
### H 311 RG8/8.5 Y



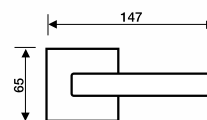
### H 311 RG6 - 7 - 8 BZG



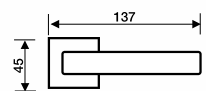
### H 311 RQ Privacy



### H 311 RQ Passage



### H 311 R SB





<b>Materiale</b> Ottone	Material Brass
<b>Finitura</b> Cromsatin Cromo	Finish Satin chrome Chrome

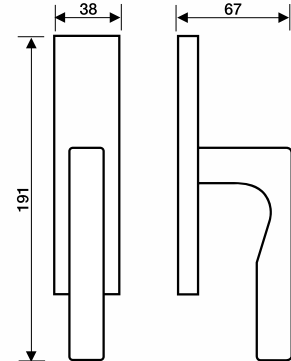


### H 311 F

Maniglia per finestra  
Window handle

**Movimenti**  
Movements

Gratz  
Gratz CP  
Gratz/7  
Martellina



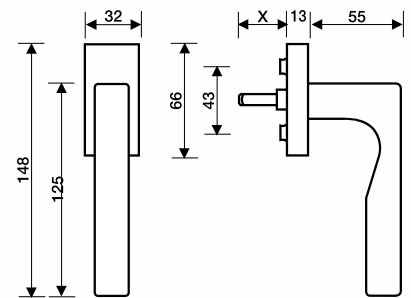
### H 311 F RS

Maniglia per finestra  
Window handle

**Movimento**  
4 scatti

Movement  
4 click positions

X = 27-30-35-41-50 mm



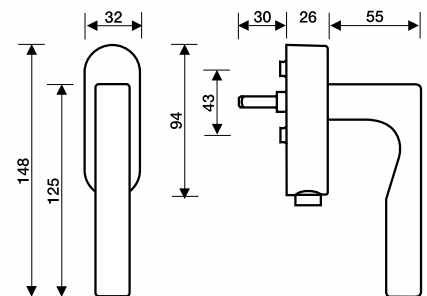
H 311 F RS

### H 311 F SER

Maniglia per finestra  
Window handle

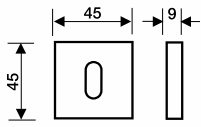
**Movimento**  
4 scatti con chiave

Movement  
4 click positions with key



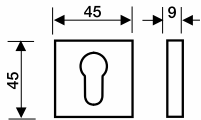
H 311 F SER

<b>Materiale</b> Ottone	Material Brass
<b>Finitura</b> Cromsatin Cromo	Finish Satin chrome Chrome



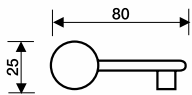
**K 386**

**Bocchetta foro normale**  
Standard hole escutcheon



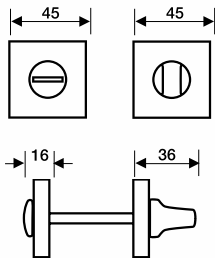
**K 386 Y**

**Bocchetta foro cilindro**  
Euro-profile hole escutcheon



**M 369**

**Chiave per porta**  
Door key



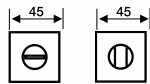
**K 3013**

**Chiusura privacy BZG**  
Bathroom privacy set

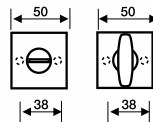


**K 3013 R6 - 7 - 8 BZG**

**K 3013 R6 - 7 - 8 BZG**



**K 3013 RG6 - 7 - 8 BZG**



**K 3013 RG6 - 7 - 8 BZG**



Cini Boeri

Nel corso di una giornata la nostra mano destra  
(o sinistra per i mancini) tocca e muove una maniglia  
dalle 10 alle 30 volte.

Non è poco.

La mano è una delle parti più delicate e complesse del corpo  
umano.

Non meraviglia quindi che io mi appassiono a disegnare  
un oggetto la cui morfologia, materia e funzionamento  
debbano corrispondere perfettamente alla forma della mano  
facilitando il suo movimento, senza lederla.

In the course of a day our hand touches and moves a handle  
from 10 to 30 times.

That is more than a little.

The hand is one of the most delicate and complex parts of  
the human body.

Therefore, it is not surprising that I am keen on designing  
an object, where form, substance, and function must correspond  
perfectly to the shape of the hand by facilitating its movement,  
without harming it.






Fusital

## H 312

Serie Sette B design Cini Boeri



# H 312

Serie Sette B design Cini Boeri

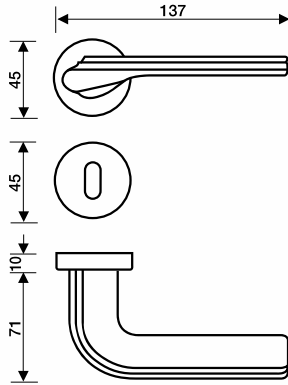


Materiale  
Ottone

Material  
Brass

## H 312

Maniglia per porta  
Door handle

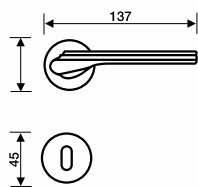


Oro  
Brass

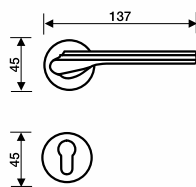
Serie prodotta  
solo a richiesta con  
quantitativi minimi  
d'ordine

Series manufactured  
upon request only  
for minimum  
quantities

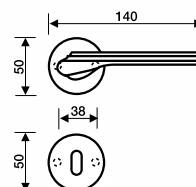
### H 312 R7 - H 312 R8



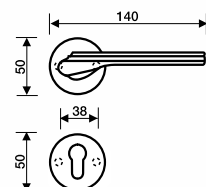
### H 312 R7 Y - H 312 R8 Y



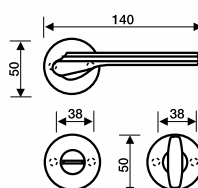
### H 312 RG8/8.5



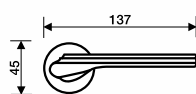
### H 312 RG8/8.5 Y



### H 312 RG6 - 7 - 8 BZG



### H 312 R SB



Serie **Sette B** design Cini Boeri

<b>Materiale</b> Ottone	Material Brass
<b>Finitura</b> Oro	Finish Brass



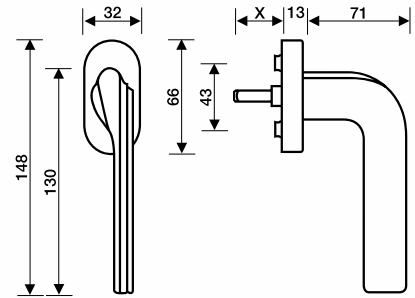
X = 27-30-35-41-50 mm

**H 312 F RS**

Maniglia per finestra  
Window handle

Movimento  
4 scatti

Movement  
4 click positions



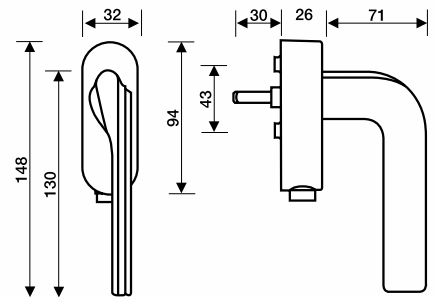
H 312 F RS

**H 312 F SER**

Maniglia per finestra  
Window handle

Movimento  
4 scatti con chiave

Movement  
4 click positions with key

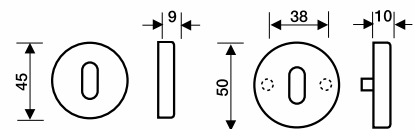


H 312 F SER



**K 387 - K 3703**

Bocchetta foro normale  
Standard hole escutcheon

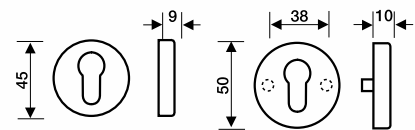


K 387



**K 387 Y - K 3703 Y**

Bocchetta foro cilindro  
Euro-profile hole escutcheon



K 387 Y

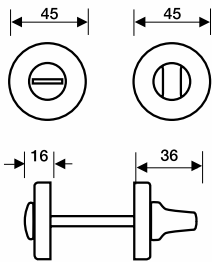
K 3703 Y

Materiale  
Ottone

Material  
Brass

Finitura  
Oro

Finish  
Brass

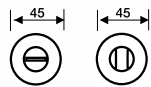


**K 382**

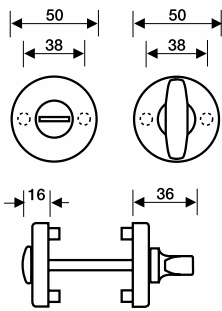
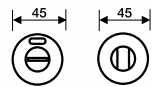
Chiusura privacy BZG  
Bathroom privacy set



**K 382 R6 - 7 - 8 BZG**



**K 382 RS6 - 7 - 8 BZG**

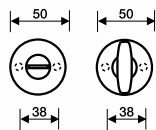


**K 389**

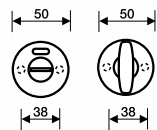
Chiusura privacy BZG  
Bathroom privacy set



**K 389 RG6 - 7 - 8 BZG**



**K 389 RS G6 - 7 - 8 BZG**







Fusital

**H 37**

Serie Tre B design Cini Boeri



# H 37

Serie Tre B design Cini Boeri

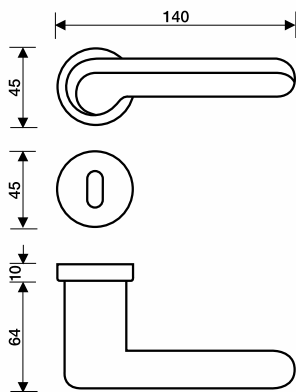


Materiale  
Ottone

Material  
Brass

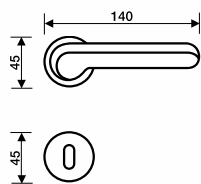
## H 37

Maniglia per porta  
Door handle

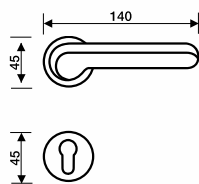


Orsatin  
Satin brass

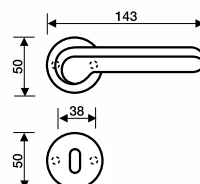
### H 37 R7 - H 37 R8



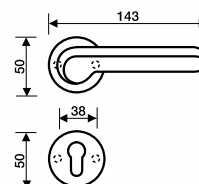
### H 37 R7 Y - H 37 R8 Y



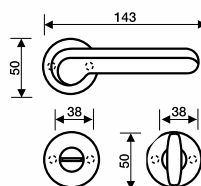
### H 37 RG8/8.5



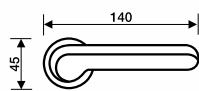
### H 37 RG8/8.5 Y



### H 37 RG6 - 7 - 8 BZG



### H 37 R SB



Serie **Tre B** design Cini Boeri

<b>Materiale</b> Ottone	Material Brass
<b>Finitura</b> Orsatin	Finish Satin brass

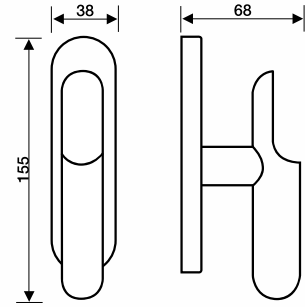


**H 37 F**

**Maniglia per finestra**  
Window handle

**Movimenti**  
Movements

**Gratz**  
**Gratz CP**  
**Gratz/7**  
**Martellina**



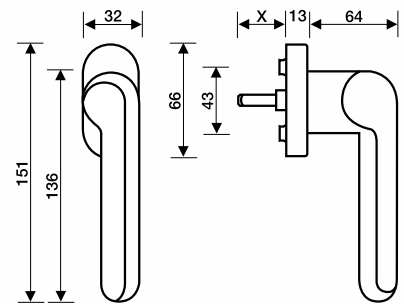
**H 37 F RS**

**Maniglia per finestra**  
Window handle

**Movimento**  
**4 scatti**

**Movement**  
4 click positions

X = 27-30-35-41-50 mm

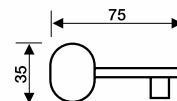


H 37 F RS

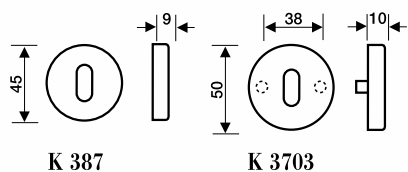


**M 365**

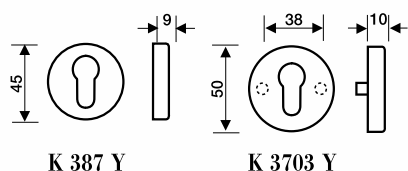
**Chiave per porta**  
Door key



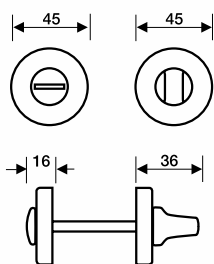
<b>Materiale Ottone</b>	Material Brass
<b>Finitura Orsatin</b>	Finish Satin brass



**K 387 - K 3703**  
Bocchetta foro normale  
Standard hole escutcheon



**K 387 Y - K 3703 Y**  
Bocchetta foro cilindro  
Euro-profile hole escutcheon

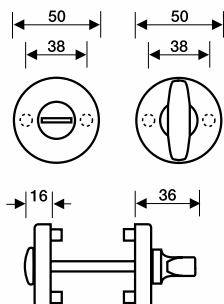
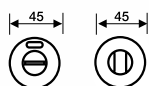
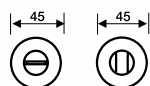


**K 382**  
Chiusura privacy BZG  
Bathroom privacy set



**K 382 R6 - 7 - 8 BZG**

**K 382 RS6 - 7 - 8 BZG**

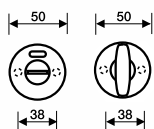
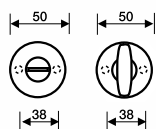


**K 389**  
Chiusura privacy BZG  
Bathroom privacy set



**K 389 RG6 - 7 - 8 BZG**

**K 389 RS G6 - 7 - 8 BZG**





Fusital

**H 32**

Serie Otto B design Cini Boeri



# H 32

Serie Otto B design Cini Boeri

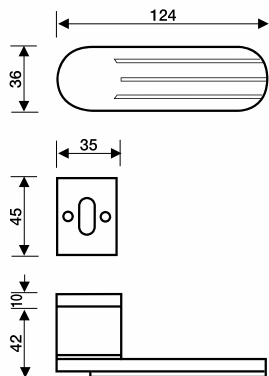


Materiale  
Ottone

Material  
Brass

## H 32

Maniglia per porta  
Door handle

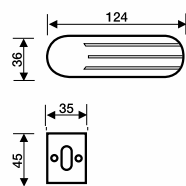


Oro  
Brass

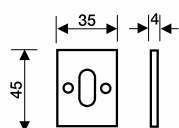
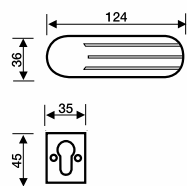
Serie prodotta  
solo a richiesta con  
quantitativi minimi  
d'ordine

Series manufactured  
upon request only  
for minimum  
quantities

H 32 R7 - H 32 R8

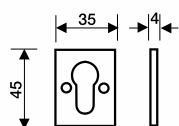


H 32 R7 Y - H 32 R8 Y



## K 381

Bocchetta foro normale  
Standard hole escutcheon



## K 381 Y

Bocchetta foro cilindro  
Euro-profile hole escutcheon





Achille Castiglioni

La produzione di questa serie tiene conto di un metodo progettuale dove la ricerca di nuove forme è originata dalla scelta delle funzioni: un segno sottile, non invadente, di facile adattabilità, un segno ottimista.

La maniglia per porta, in posizione di riposo è rivolta verso l'alto ad incontrare la mano.

Il gesto di aprire si ottiene ruotando l'impugnatura verso il basso in senso ortogonale rispetto alla piastra.

La progettazione investe anche la maniglia per finestra con un solo segmento verticale da far ruotare per l'apertura.

The production for this series takes into consideration a method of design where research of new forms originates from the choice of function: a slim silhouette, non invasive, easily adaptable, a sign of optimism.

The door handle, at rest, is turned upwards to meet the hand.

The gesture of opening is obtained through rotating the grip downwards through 90°.

The project also includes a window handle with only a vertical segment to be delicately rotated for opening.



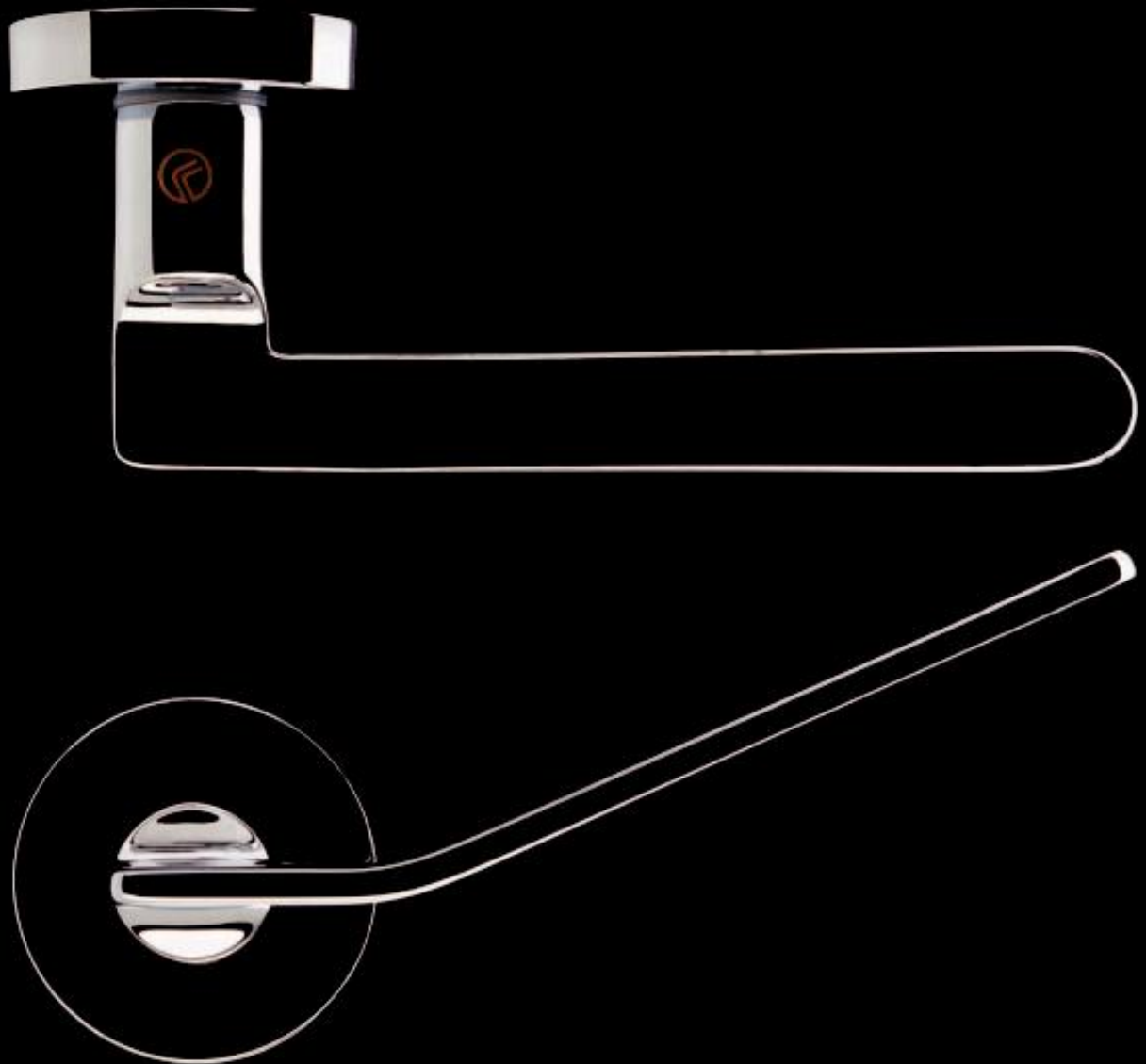




Fusital

## H 310

Serie Cinque C design Achille Castiglioni



# H 310

Serie Cinque C design Achille Castiglioni

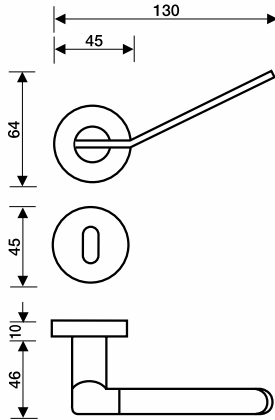


Materiale  
Ottone

Material  
Brass

## H 310

Maniglia per porta  
Door handle



Cromo  
Chrome

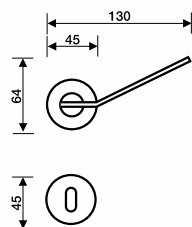


Oro  
Brass

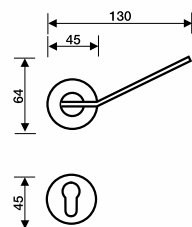
Serie prodotta  
solo a richiesta con  
quantitativi minimi  
d'ordine

Series manufactured  
upon request only  
for minimum  
quantities

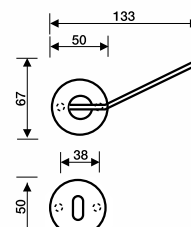
### H 310 R7 - H 310 R8



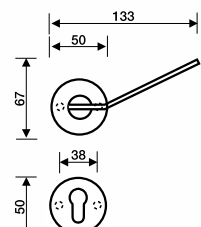
### H 310 R7 Y - H 310 R8 Y



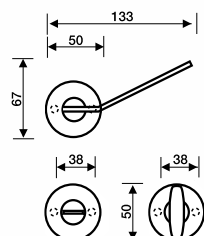
### H 310 RG8/8.5



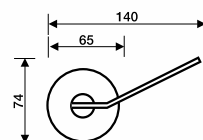
### H 310 RG8/8.5 Y



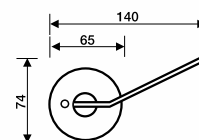
### H 310 RG6 - 7 - 8 BZG



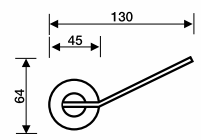
### H 310 RP Passage



### H 310 RP Privacy



### H 310 R SB



Serie **Cinque C** design Achille Castiglioni

**Materiale**  
Ottone

**Material**  
Brass

**Finitura**  
Cromo

**Finish**  
Chrome

**Oro**  
Brass



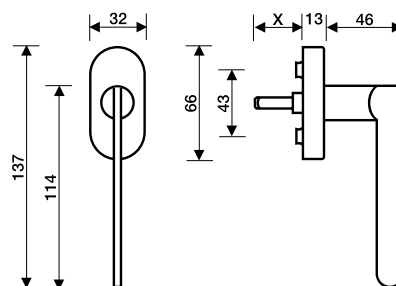
**H 310 F RS**

**Maniglia per finestra**  
Window handle

**Movimento**  
4 scatti

**Movement**  
4 click positions

X = 27-30-35-41-50 mm



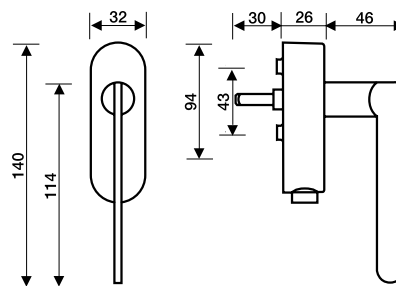
H 310 F RS

**H 310 F SER**

**Maniglia per finestra**  
Window handle

**Movimento**  
4 scatti

**Movement**  
4 click positions

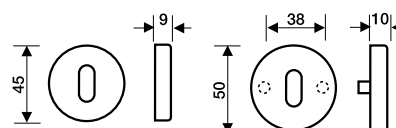


H 310 F SER



**K 387 - K 3703**

**Bocchetta foro normale**  
Standard hole escutcheon



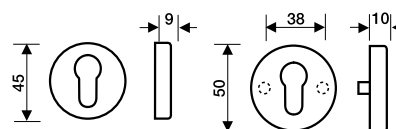
K 387

K 3703



**K 387 Y - K 3703 Y**

**Bocchetta foro cilindro**  
Euro-profile hole escutcheon



K 387 Y

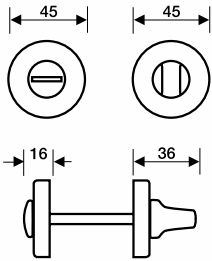
K 3703 Y

**Materiale**  
Ottone

**Material**  
Brass

**Finitura**  
Cromo  
Oro

**Finish**  
Chrome  
Brass

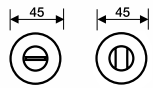


**K 382**

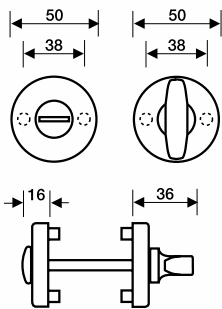
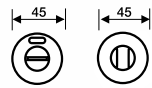
**Chiusura privacy BZG**  
Bathroom privacy set



**K 382 R6 - 7 - 8 BZG**



**K 382 RS6 - 7 - 8 BZG**

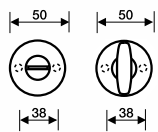


**K 389**

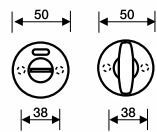
**Chiusura privacy BZG**  
Bathroom privacy set



**K 389 RG6 - 7 - 8 BZG**



**K 389 RS G6 - 7 - 8 BZG**






Pierluigi Cerri

La vedo se decido di guardarla.  
 La accarezzo appena o la impugno con forza decine di volte  
 al giorno.  
 Apre tutte le porte.  
 La sfioro con lo sguardo come tutti gli oggetti che svolgono  
 una funzione esatta.  
 La guardo con ironia quando s'accompagna alla porta  
 con un tono supponente.  
 Appartiene al mondo degli oggetti discreti ed efficienti:  
 le posate, gli interruttori e, appunto, le maniglie, rivelano  
 nell'intimo la cultura dell'abitare.

I see it if I decide to look at it.  
 I just caress it or grip it strongly several times a day.  
 It opens all doors.  
 I look at it with the fondness I reserve for all objects having  
 a precise function.  
 I look at it with irony if it combines with the door in  
 an insolent way.  
 It belongs to the world of discreet but efficient objects:  
 the tableware, the switches and most definitely the handle which  
 reveals deeply the culture of the environment.

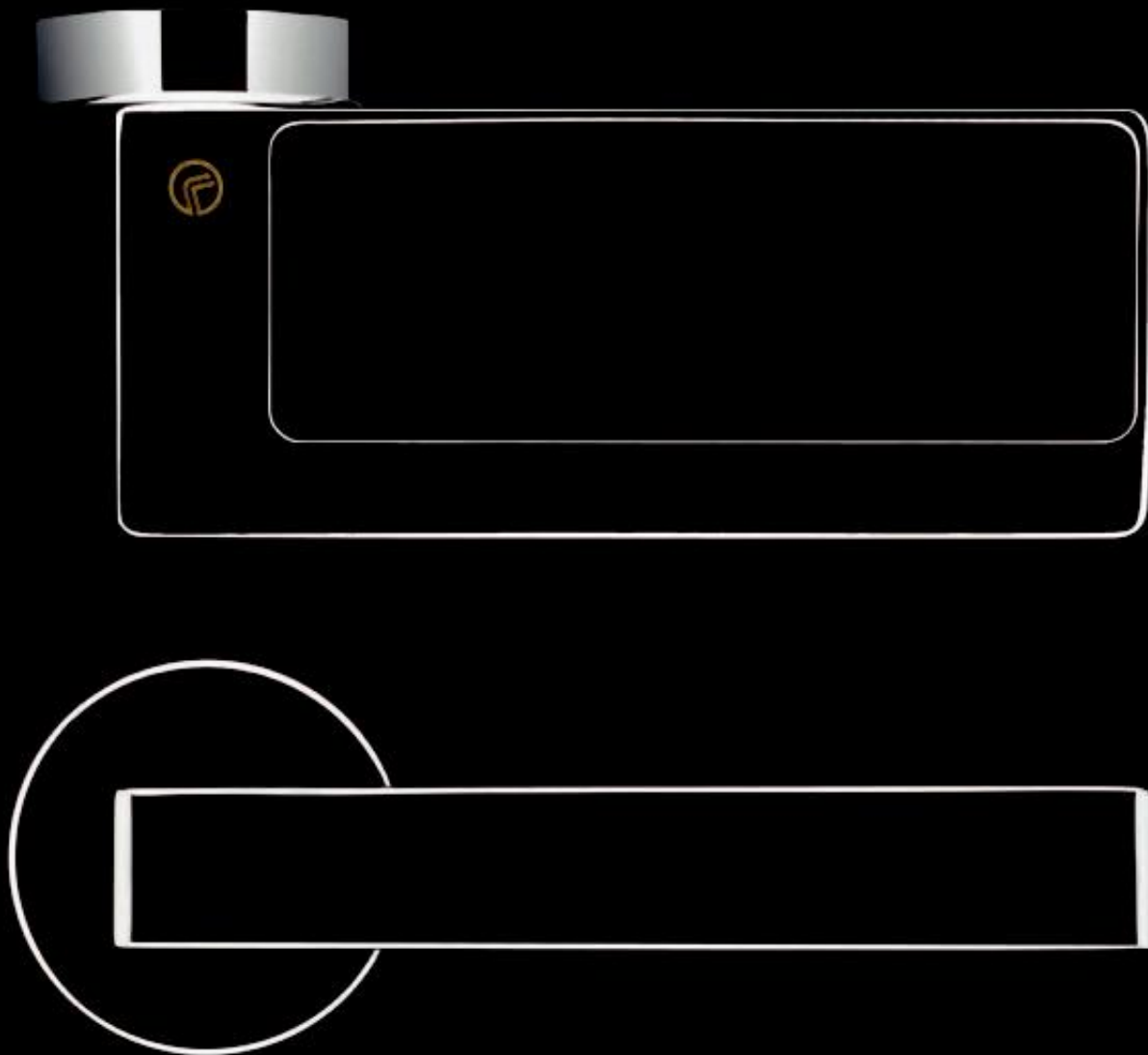




Fusital

## H 350

Serie CA Duemiladue design Cerri&Associati



# H 350

Serie CA Duemiladue design Cerri&Associati

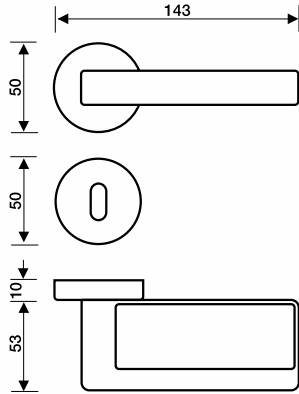


Materiale  
Ottone

Material  
Brass

## H 350

Maniglia per porta  
Door handle

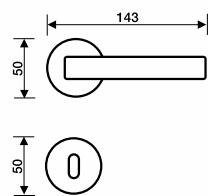


Cromsatin  
Satin chrome

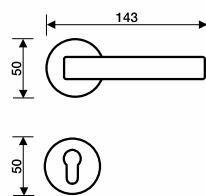


Cromo  
Chrome

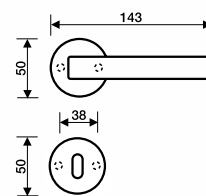
### H 350 R7 - H 350 R8



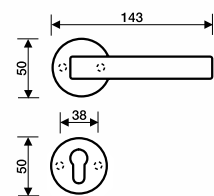
### H 350 R7 Y - H 350 R8 Y



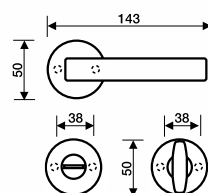
### H 350 RG8/8.5



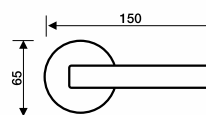
### H 350 RG8/8.5 Y



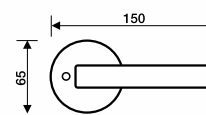
### H 350 RG6 - 7 - 8 BZG



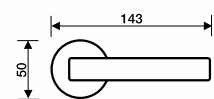
### H 350 RP Passage



### H 350 RP Privacy



### H 350 R SB





<b>Materiale</b> Ottone	Material Brass
<b>Finitura</b> Cromsatin Cromo	Finish Satin chrome Chrome

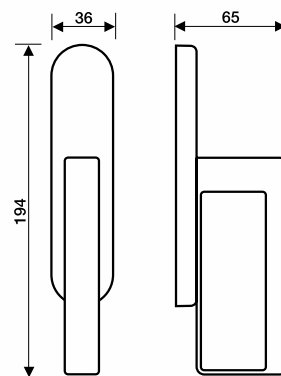


### H 350 F

**Maniglia per finestra**  
Window handle

**Movimenti**  
Movements

Gratz  
Gratz CP  
Gratz/7  
Martellina

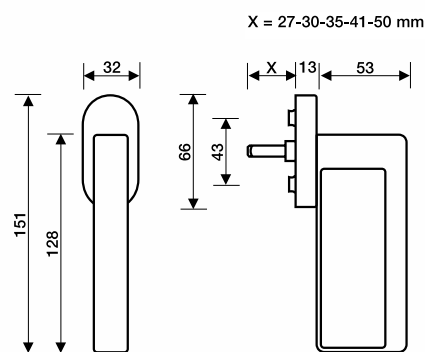


### H 350 F RS

**Maniglia per finestra**  
Window handle

**Movimento**  
4 scatti

Movement  
4 click positions



X = 27-30-35-41-50 mm

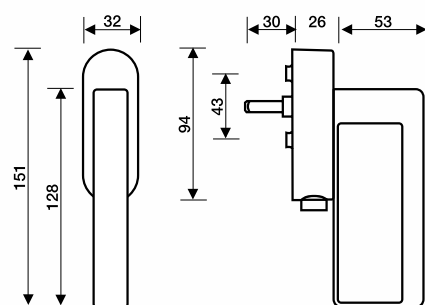
H 350 F RS

### H 350 F SER

**Maniglia per finestra**  
Window handle

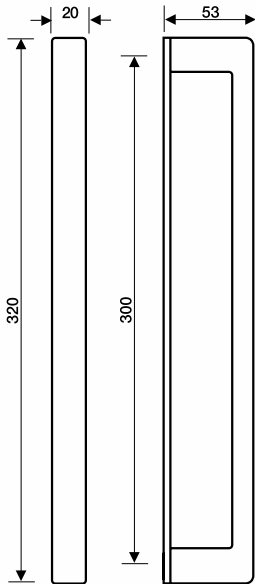
**Movimento**  
4 scatti con chiave

Movement  
4 click positions with key



H 350 F SER

<b>Materiale</b> Ottone	Material Brass
<b>Finitura</b> Cromsatin Cromo	Finish Satin chrome Chrome



**K 358**

Maniglione  
Pull handle



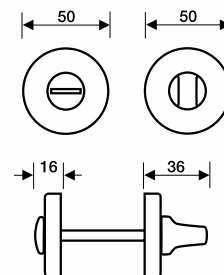
Dispositivi di fissaggio da ordinare a parte  
Fixings to be ordered separately

Serie CA Duemiladue design Cerri&Associati

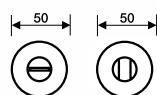
<b>Materiale</b> Ottone	Material Brass
<b>Finitura</b> Cromsatin Cromo	Finish Satin chrome Chrome



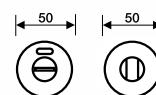
**K 382 50**  
Chiusura privacy BZG  
Bathroom privacy set



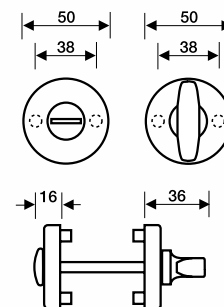
**K 382 50 R6 - 7 - 8 BZG**



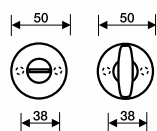
**K 382 50 RS6 - 7 - 8 BZG**



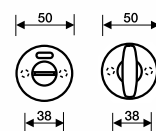
**K 389**  
Chiusura privacy BZG  
Bathroom privacy set



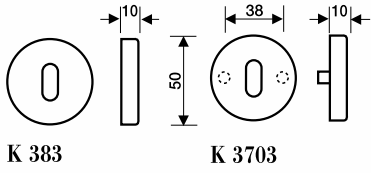
**K 389 RG6 - 7 - 8 BZG**



**K 389 RS G6 - 7 - 8 BZG**

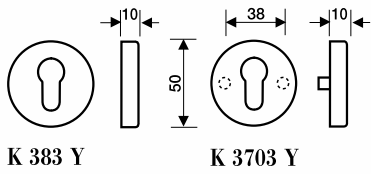


<b>Materiale</b> Ottone	Material Brass
<b>Finitura</b> Cromsatin Cromo	Finish Satin chrome Chrome



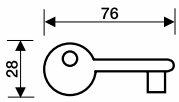
**K 383 - K 3703**

**Bocchetta foro normale**  
Standard hole escutcheon



**K 383 Y - K 3703 Y**

**Bocchetta foro cilindro**  
Euro-profile hole escutcheon



**M 364**

**Chiave per porta**  
Door key





Fusital

## H 315

Serie G Novanta design Pierluigi Cerri



# H 315

Serie G Novanta design Pierluigi Cerri

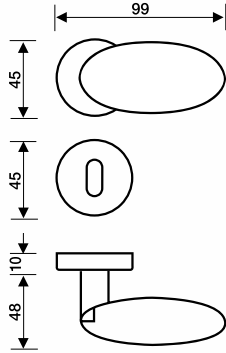


Materiale  
Ottone e porcellana

Material  
Brass and porcelain

## H 315

Maniglia per porta  
Door handle

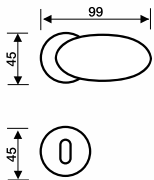


Cromo  
Chrome

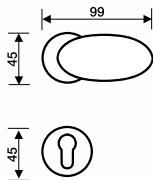


Oro  
Brass

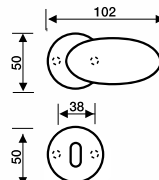
### H 315 R7 - H 315 R8



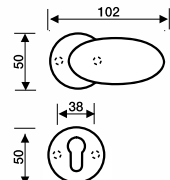
### H 315 R7 Y - H 315 R8 Y



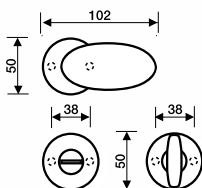
### H 315 RG8/8.5



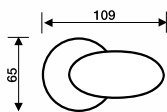
### H 315 RG8/8.5 Y



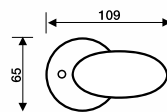
### H 315 RC6 - 7 - 8 BZG



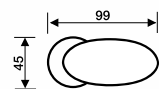
### H 315 RP Passage



### H 315 RP Privacy



### H 315 R SB



<b>Materiale</b> Ottone e porcellana	Material Brass and porcelain
<b>Finitura</b> Cromo Oro	Finish Chrome Brass

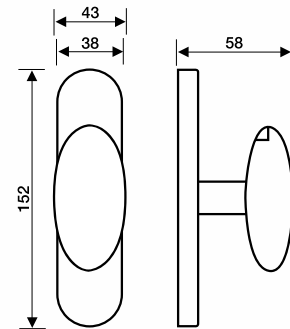


### H 315 F

Maniglia per finestra  
Window handle

Movimenti  
Movements

Gratz  
Gratz CP  
Gratz/7  
Martellina

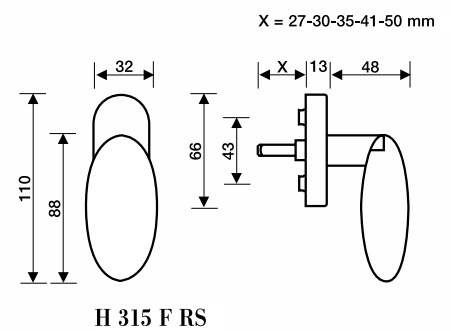


### H 315 F RS

Maniglia per finestra  
Window handle

Movimento  
4 scatti

Movement  
4 click positions



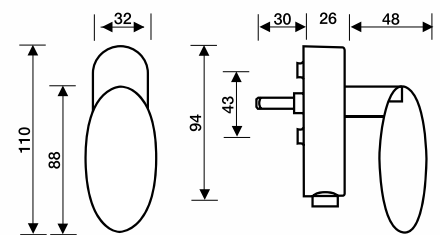
H 315 F RS

### H 315 F SER

Maniglia per finestra  
Window handle

Movimento  
4 scatti con chiave

Movement  
4 click positions with key

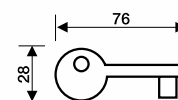


H 315 F SER



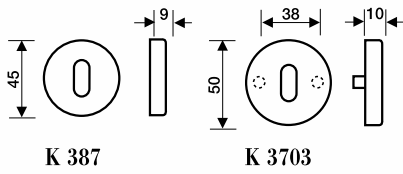
### M 364

Chiave per porta  
Door key



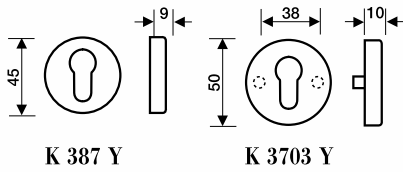
<b>Materiale</b> Ottone e porcellana	Material Brass and porcelain
---	---------------------------------

<b>Finitura</b> Cromo Oro	Finish Chrome Brass
---------------------------------	---------------------------



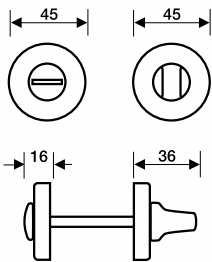
**K 387 - K 3703**

**Bocchetta foro normale**  
Standard hole escutcheon



**K 387 Y - K 3703 Y**

**Bocchetta foro cilindro**  
Euro-profile hole escutcheon

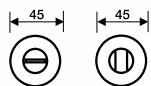


**K 382**

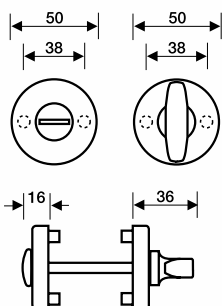
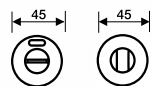
**Chiusura privacy BZG**  
Bathroom privacy set



**K 382 R6 - 7 - 8 BZG**



**K 382 RS6 - 7 - 8 BZG**

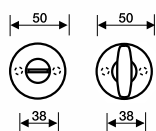


**K 389**

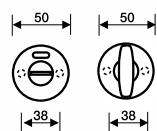
**Chiusura privacy BZG**  
Bathroom privacy set



**K 389 RG6 - 7 - 8 BZG**



**K 389 RS G6 - 7 - 8 BZG**








David Chipperfield

Una maniglia deve semplicemente essere se stessa, con delle buone proporzioni ed un carattere lineare.

Abbiamo iniziato a lavorare su una sezione quadrata abbastanza pesante e poi abbiamo gradualmente eliminato materiale finché abbiamo raggiunto un buon equilibrio tra una linea sottile, bella da guardare, ed un nucleo centrale abbastanza corposo, comodo da usare.

A doorhandle only needs to be itself, with good proportions and a straightforward character.

We started from a quite heavy square section and then gradually removed more and more material until we reached a good balance between a thin line, beautiful to the eye, and a core with some substance, comfortable to the grip.

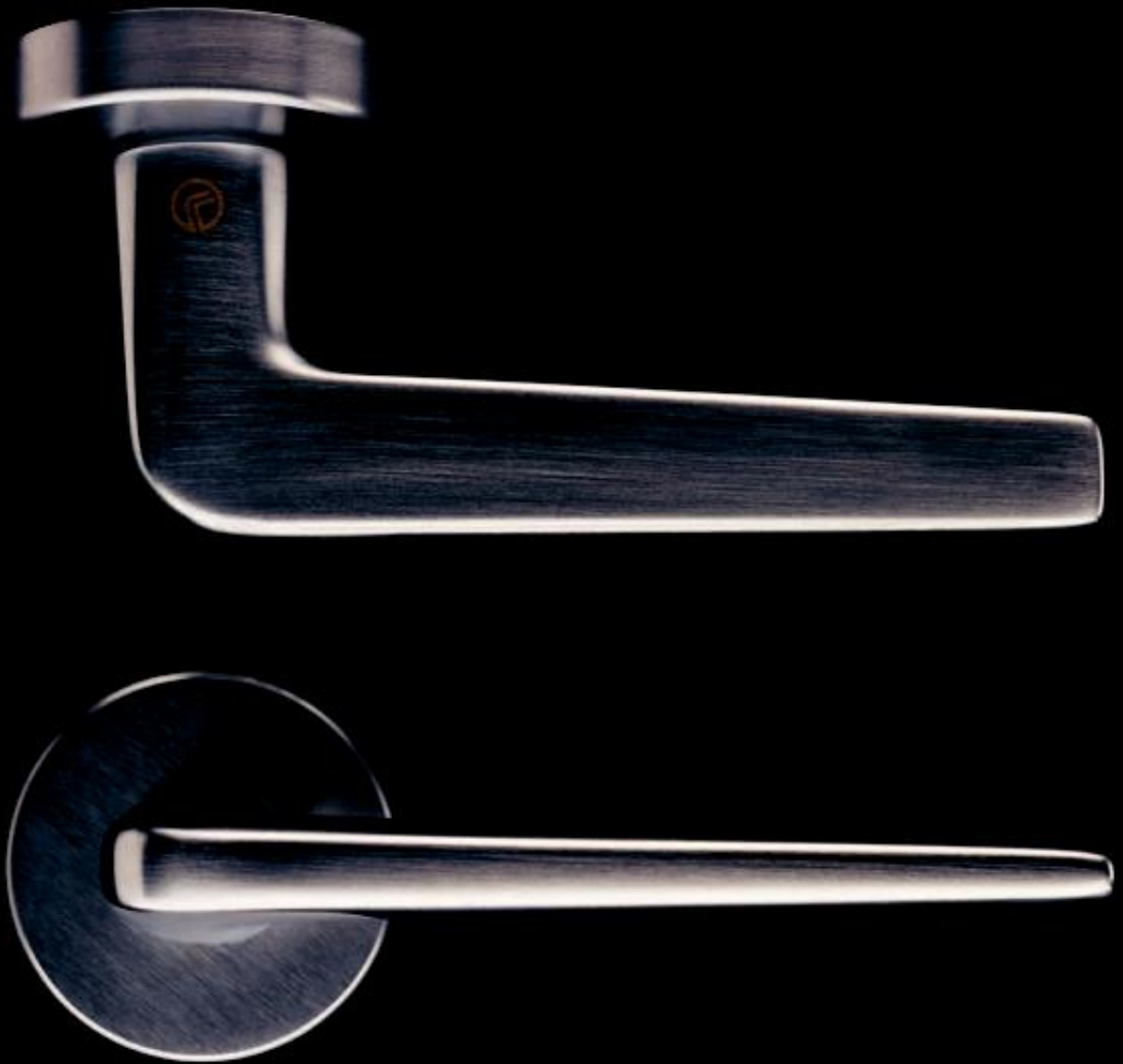




Fusital

## H 348

Serie DC Duemiladue design David Chipperfield Architects



# H 348

Serie DC Duemiladue design David Chipperfield Architects

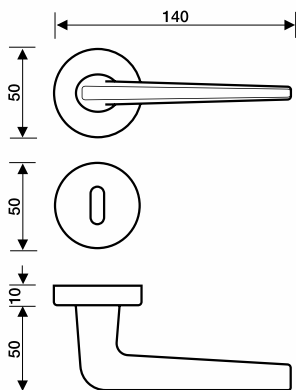


Materiale  
Ottone

Material  
Brass

## H 348

Maniglia per porta  
Door handle

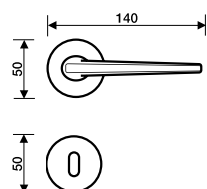


Cromsatin  
Satin chrome

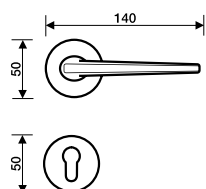


Cromo  
Chrome

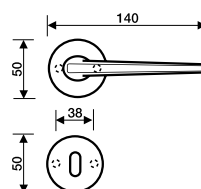
### H 348 R7 - H 348 R8



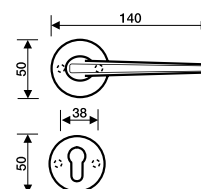
### H 348 R7 Y - H 348 R8 Y



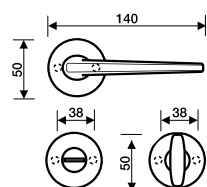
### H 348 RG8/8.5



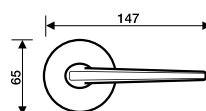
### H 348 RG8/8.5 Y



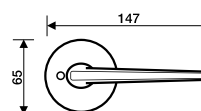
### H 348 RG6 - 7 - 8 BZG



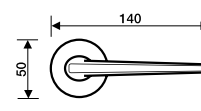
### H 348 RP Passage



### H 348 RP Privacy



### H 348 R SB



<b>Materiale</b> Ottone	Material Brass
<b>Finitura</b> Cromsatin Cromo	Finish Satin chrome Chrome

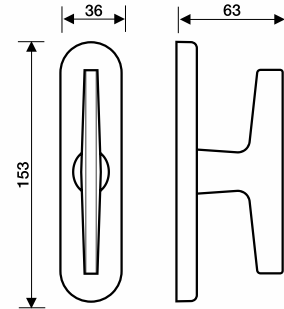


### H 348 F

Maniglia per finestra  
Window handle

**Movimenti**  
Movements

Gratz  
Gratz CP  
Gratz/7  
Martellina



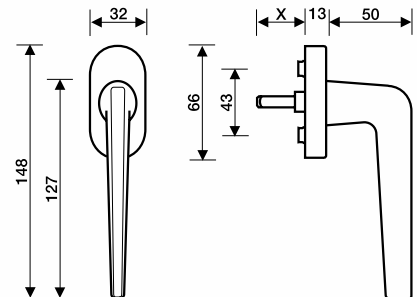
X = 27-30-35-41-50 mm

### H 348 F RS

Maniglia per finestra  
Window handle

**Movimento**  
4 scatti

Movement  
4 click positions



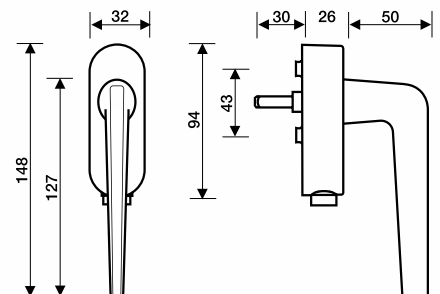
H 348 F RS

### H 348 F SER

Maniglia per finestra  
Window handle

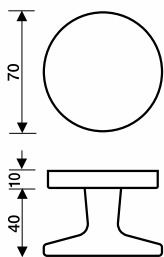
**Movimento**  
4 scatti con chiave

Movement  
4 click positions with key



H 348 F SER

<b>Materiale</b> Ottone	Material Brass
<b>Finitura</b> Cromsatin Cromo	Finish Satin chrome Chrome



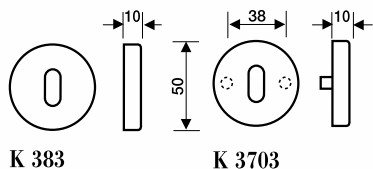
**K 332**

Pomolo fisso per porta  
Fixed doorknob



Dispositivi di fissaggio da ordinare a parte  
Fixings to be ordered separately

pag. 374/375/386

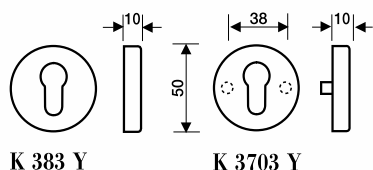


K 383

K 3703

**K 383 - K 3703**

Bocchetta foro normale  
Standard hole escutcheon

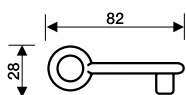


K 383 Y

K 3703 Y

**K 383 Y - K 3703 Y**

Bocchetta foro cilindro  
Euro-profile hole escutcheon



**M 392**

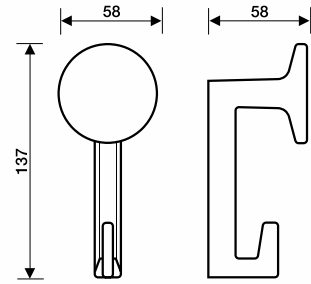
Chiave per porta  
Door key



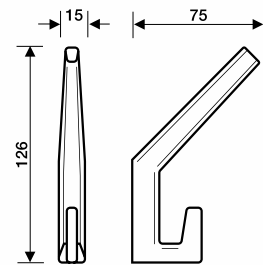
<b>Materiale</b> Ottone	Material Brass
<b>Finitura</b> Cromsatin	Finish Satin chrome



**E 346**  
Portabito  
Coat hook



**E 347**  
Portabito  
Coat hook

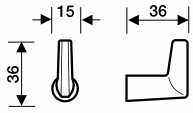


**Materiale**  
Ottone

**Material**  
Brass

**Finitura**  
Cromsatin

**Finish**  
Satin chrome



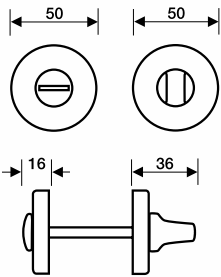
**E 348**

**Gancio**  
Hook



**Finitura**  
Cromsatin  
Cromo

**Finish**  
Satin chrome  
Chrome

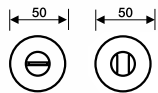


**K 382 50**

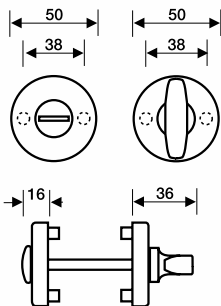
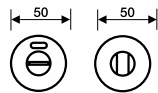
**Chiusura privacy BZG**  
Bathroom privacy set



**K 382 50 R6 - 7 - 8 BZG**



**K 382 50 RS6 - 7 - 8 BZG**

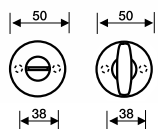


**K 389**

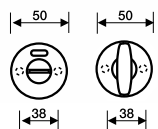
**Chiusura privacy BZG**  
Bathroom privacy set



**K 389 RG6 - 7 - 8 BZG**



**K 389 RS G6 - 7 - 8 BZG**



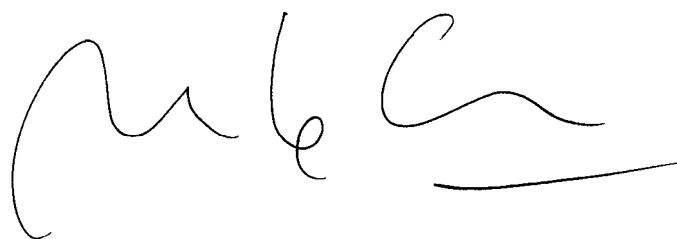




Antonio Citterio

**Il mio lavoro sulle maniglie consiste nel ridisegnare modelli classici studiando piccoli dettagli e nuove proporzioni che ne diventano l'elemento caratterizzante.**

My work on handles involves the redesign of classic models studying the small details and new proportions which then become the characteristic elements.






Fusital

## H 361

Serie AC 4 Duemilasei design Antonio Citterio con Toan Nguyen



# H 361

Serie AC 4 Duemilasei design Antonio Citterio con Toan Nguyen

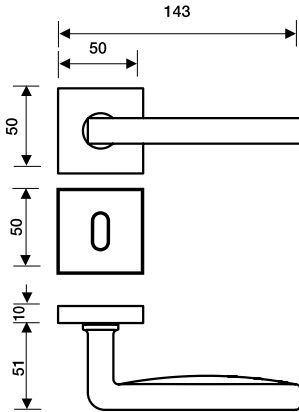



Materiale  
Nikrall lega Zama  
UNI 3717

Material  
Nikrall lega Zama  
UNI 3717

## H 361

Maniglia per porta  
Door handle

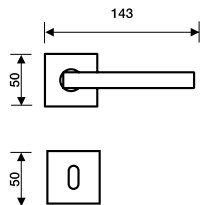


Cromsatin  
Satin chrome

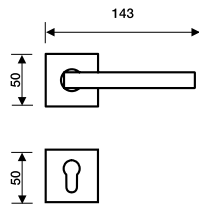


Cromo  
Chrome

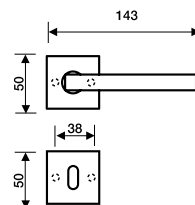
### H 361 R7 - H 353 R8



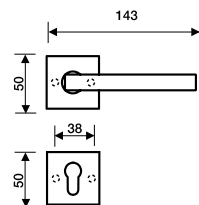
### H 361 R7 Y - H 353 R8 Y



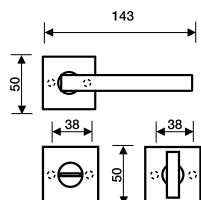
### H 361 RG8/8.5



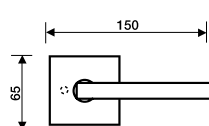
### H 361 RG8/8.5 Y



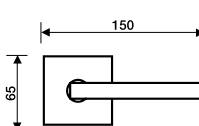
### H 361 RG6 - 7 - 8 BZG



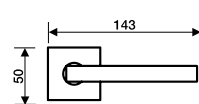
### H 361 RQ Privacy



### H 361 RQ Passage



### H 361 R SB



**Materiale**  
Nikrall Lega Zama  
UNI 3717

**Material**  
Nikrall Lega Zama  
Uni 3717

**Finitura**  
Cromsatin  
Cromo

**Finish**  
Satin chrome  
Chrome

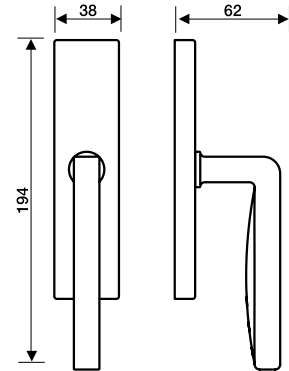


### H 361 F

**Maniglia per finestra**  
Window handle

**Movimenti**  
Movements

Gratz  
Gratz CP  
Gratz/7  
Martellina

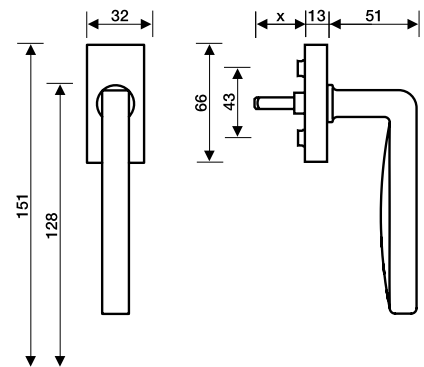


### H 361 F RS

**Maniglia per finestra**  
Window handle

**Movimento**  
4 scatti

Movement  
4 click positions

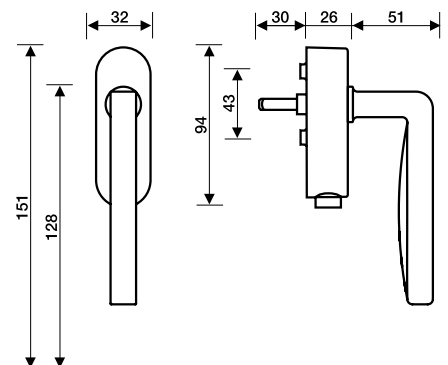


### H 361 F SER

**Maniglia per finestra**  
Window handle

**Movimento**  
4 scatti con chiave

Movement  
4 click positions with  
key

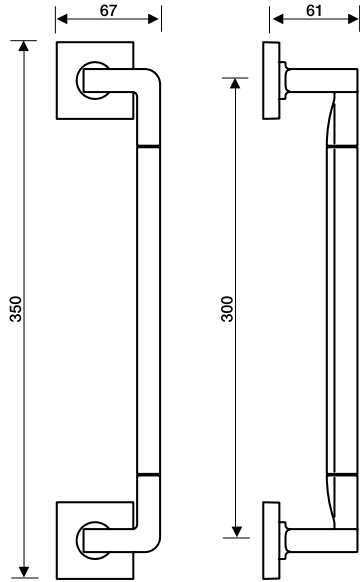


**Materiale**  
Nikrall Lega Zama  
UNI 3717

**Material**  
Nikrall Lega Zama  
Uni 3717

**Finitura**  
Cromsatin  
Cromo

**Finish**  
Satin chrome  
Chrome



**K 368**  
Maniglione  
Pull handle

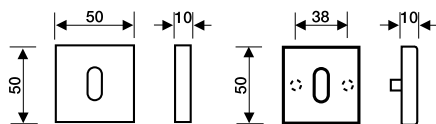
**Interasse**  
Centre distance  
300 mm

**Materiale**  
Ottone  
Material  
Brass

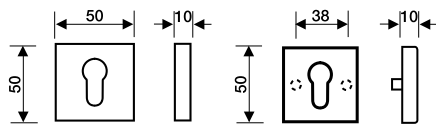


Dispositivi di fissaggio da ordinare a parte  
Fixings to be ordered separately

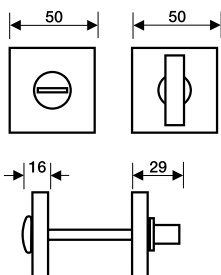
pag. 371/372/373



**K 3019 - K 3720**  
Bocchetta foro normale  
Standard hole escutcheon



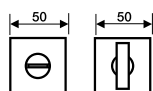
**K 3019 Y - K 3720 Y**  
Bocchetta foro cilindro  
Euro-profile hole escutcheon



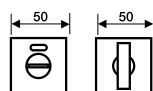
**K 3020**  
Chiusura privacy BZG  
Bathroom privacy set



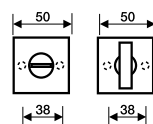
**K 3020 R6 - 7 - 8 BZG**



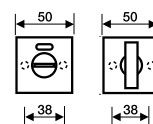
**K 3020 RS6 - 7 - 8 BZG**



**K 3020 RG6 - 7 - 8 BZG**



**K 3020 RGS6 - 7 - 8 BZG**







Fusital

## H 353

Serie AC 3 Duemilaquattro design Antonio Citterio con Toan Nguyen



# H 353

Serie AC 3 Duemilaquattro design Antonio Citterio con Toan Nguyen

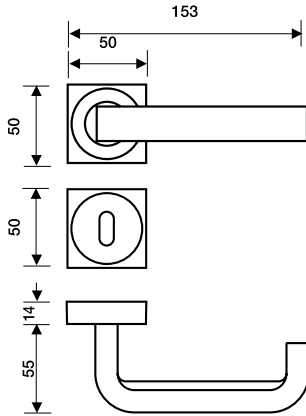


Materiale  
Nikrall lega Zama  
UNI 3717

Material  
Nikrall lega Zama  
UNI 3717

## H 353

Maniglia per porta  
Door handle

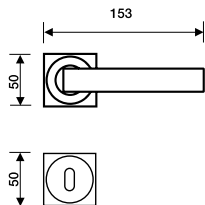


Cromsatin  
Satin chrome

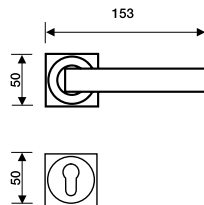


Cromo  
Chrome

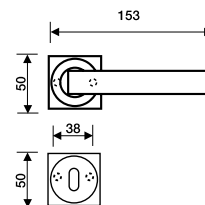
### H 353 R7 - H 353 R8



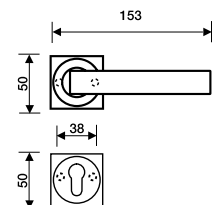
### H 353 R7 Y - H 353 R8 Y



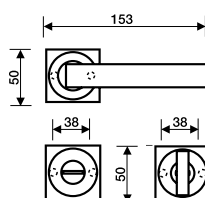
### H 353 RG8/8.5



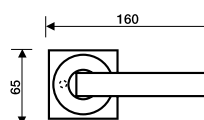
### H 353 RG8/8.5 Y



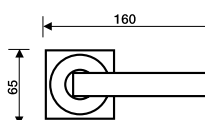
### H 353 RG6 - 7 - 8 BZG



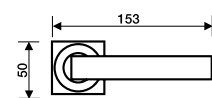
### H 353 RQ Privacy



### H 353 RQ Passage



### H 353 R SB





**Materiale**  
Nikrall Lega Zama  
UNI 3717

**Material**  
Nikrall Lega Zama  
Uni 3717

**Finitura**  
Cromsatin  
Cromo

**Finish**  
Satin chrome  
Chrome

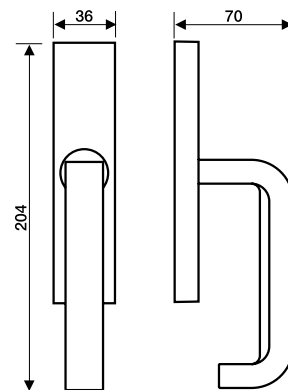


### H 353 F

**Maniglia per finestra**  
Window handle

**Movimenti**  
Movements

Gratz  
Gratz CP  
Gratz/7  
Martellina

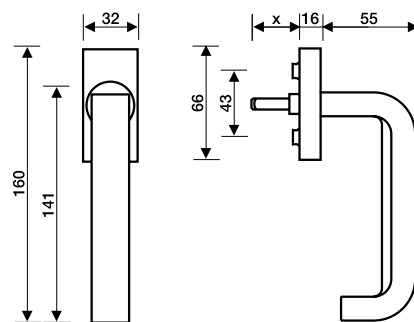


### H 353 F RS

**Maniglia per finestra**  
Window handle

**Movimento**  
4 scatti

Movement  
4 click positions

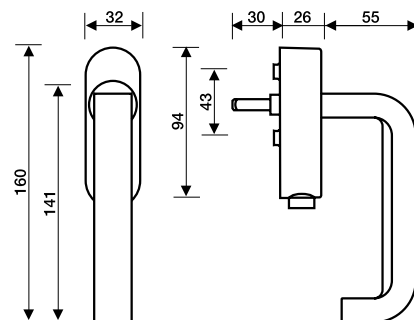


### H 353 F SER

**Maniglia per finestra**  
Window handle

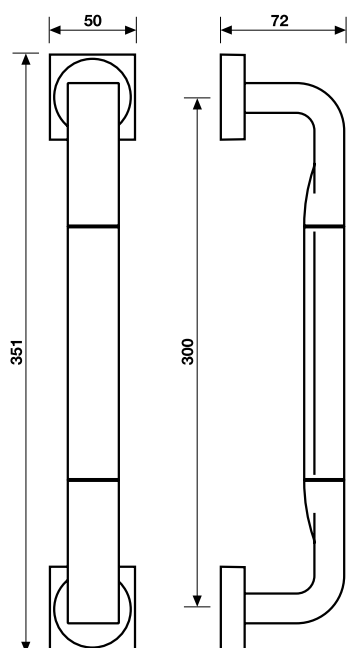
**Movimento**  
4 scatti con chiave

Movement  
4 click positions with  
key



<b>Materiale</b> Nikrall Lega Zama UNI 3717	<b>Material</b> Nikrall Lega Zama Uni 3717
---	--

<b>Finitura</b> Cromsatin Cromo	<b>Finish</b> Satin chrome Chrome
---------------------------------------	---



### K 361

Maniglione  
Pull handle

Interasse  
Centre distance

300 mm



Dispositivi di fissaggio da ordinare a parte  
Fixings to be ordered separately

Materiale  
Nikrall Lega Zama  
UNI 3717

Material  
Nikrall Lega Zama  
Uni 3717

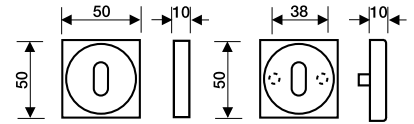
Finitura  
Cromsatin  
Cromo

Finish  
Satin chrome  
Chrome



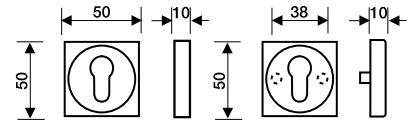
**K 3023 N - K 3721**

Bocchetta foro normale  
Standard hole escutcheon



**K 3023 Y - K 3721 Y**

Bocchetta foro cilindro  
Euro-profile hole escutcheon

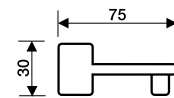


**M 391**

Chiave per porta  
Door key

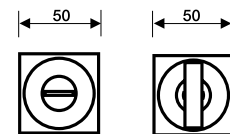
Materiale  
Ottone

Material  
Brass



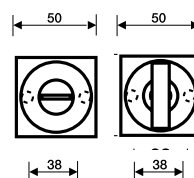
**K 3015**

Chiusura privacy BZG  
Bathroom privacy set

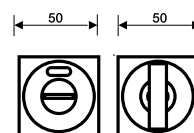


**K 3015 R6 - 7 - 8 BZG**

**K 3015 RG6 - 7 - 8 BZG**



**K 3015 RS6 - 7 - 8 BZG**

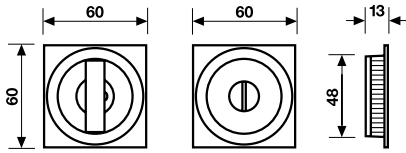


**Materiale**  
Nikrall Lega Zama  
UNI 3717

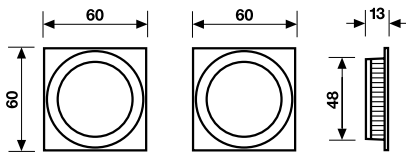
**Material**  
Nikrall Lega Zama  
Uni 3717

**Finitura**  
Cromsatin  
Cromo

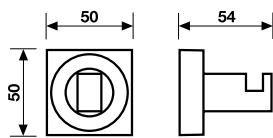
**Finish**  
Satin chrome  
Chrome



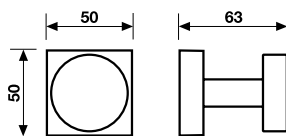
**K 3012**  
Kit incasso



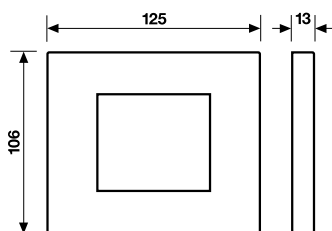
**K 3014**  
Kit incasso



**E 352**  
Gancio  
Hook



**E 353**  
Portabito  
Coat book



**F 33**  
Coprinteruttore  
3 posti  
Switch cover

**misura D / 4 posti**  
size D / 4 switches  
**misura E / 7 posti**  
size E / 7 switches





Fusital

## H 327

Serie AC 2 Novantacinque design Antonio Citterio



# H 327

Serie AC 2 Novantacinque design Antonio Citterio

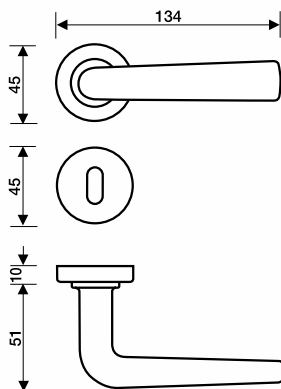


Materiale  
Ottone

Material  
Brass

## H 327

Maniglia per porta  
Door handle

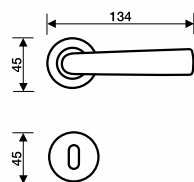


Cromsatin  
Satin chrome

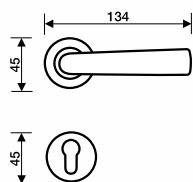


Oro  
Brass

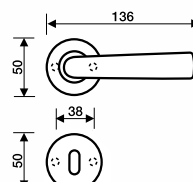
### H 327 R7 - H 327 R8



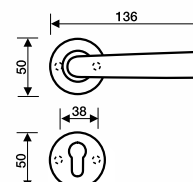
### H 327 R7 Y - H 327 R8 Y



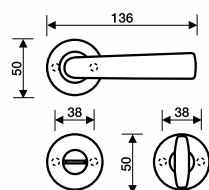
### H 327 RG8/8.5



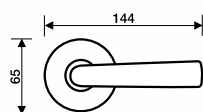
### H 327 RG8/8.5 Y



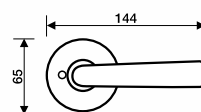
### H 327 RG6 - 7 - 8 BZC



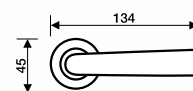
### H 327 RP Passage



### H 327 RP Privacy



### H 327 R SB



Serie AC 2 Novantacinque design Antonio Citterio

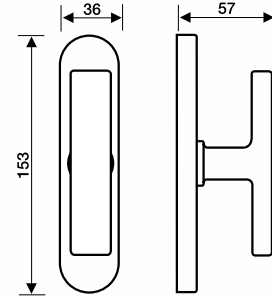
<b>Materiale</b> Ottone	<b>Material</b> Brass
<b>Finitura</b> Cromsatin Oro	<b>Finish</b> Satin chrome Brass



**H 327 F**  
Maniglia per finestra  
Window handle

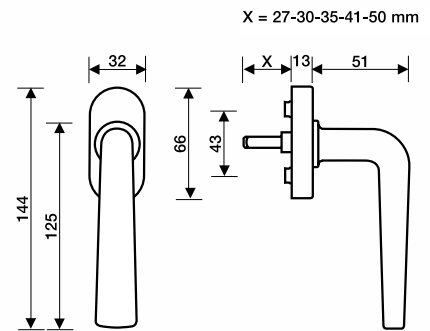
**Movimenti**  
Movements

Gratz  
Gratz CP  
Gratz/7  
Martellina



**H 327 F RS**  
Maniglia per finestra  
Window handle

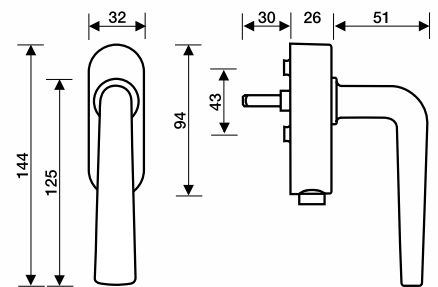
**Movimento**  
4 scatti  
Movement  
4 click positions



H 327 F RS

**H 327 F SER**  
Maniglia per finestra  
Window handle

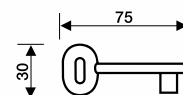
**Movimento**  
4 scatti con chiave  
Movement  
4 click positions with key



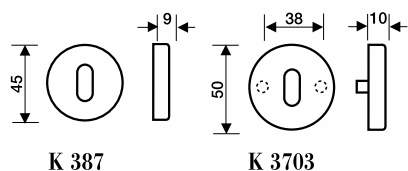
H 327 F SER



**M 381**  
Chiave per porta  
Door key

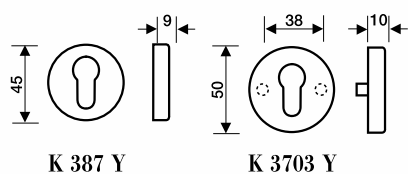


<b>Materiale Ottone</b>	Material Brass
<b>Finitura Cromsatin Oro</b>	Finish Satin chrome Brass



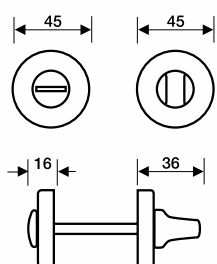
**K 387 - K 3703**

Bocchetta foro normale  
Standard hole escutcheon



**K 387 Y - K 3703 Y**

Bocchetta foro cilindro  
Euro-profile hole escutcheon

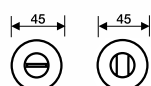


**K 382**

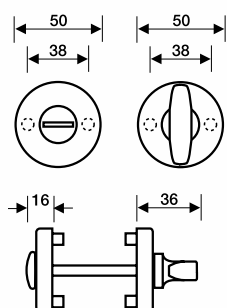
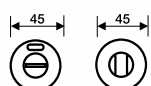
Chiusura privacy BZG  
Bathroom privacy set



**K 382 R6 - 7 - 8 BZG**



**K 382 RS6 - 7 - 8 BZG**

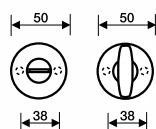


**K 389**

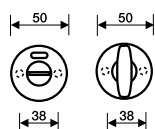
Chiusura privacy BZG  
Bathroom privacy set



**K 389 RG6 - 7 - 8 BZG**



**K 389 RS G6 - 7 - 8 BZG**







Fusital

## H 326

Serie AC 1 Novantacinque design Antonio Citterio



# H 326

Serie AC I Novantacinque design Antonio Citterio

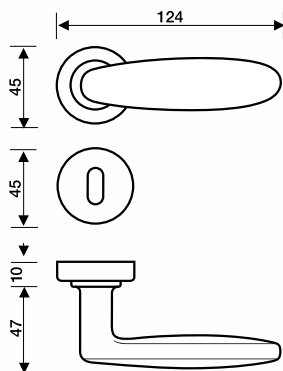


Materiale  
Ottone

Material  
Brass

## H 326

Maniglia per porta  
Door handle

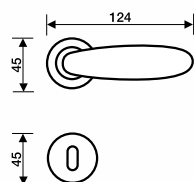


Cromsatin  
Satin chrome

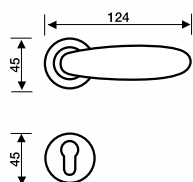


Oro  
Brass

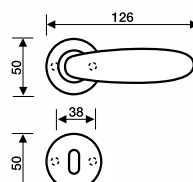
### H 326 R7 - H 326 R8



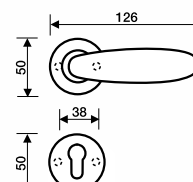
### H 326 R7 Y - H 326 R8 Y



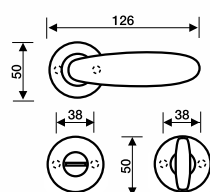
### H 326 RG8/8.5



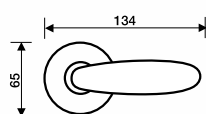
### H 326 RG8/8.5 Y



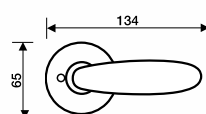
### H 326 RG6 - 7 - 8 BZG



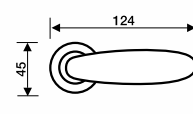
### H 326 RP Passage



### H 326 RP Privacy



### H 326 R SB



Serie AC I Novantacinque design Antonio Citterio

<b>Materiale</b> Ottone	<b>Material</b> Brass
<b>Finitura</b> Cromsatin Oro	<b>Finish</b> Satin chrome Brass

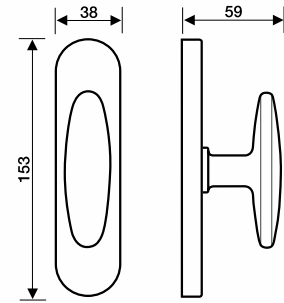


**H 326 F**

**Maniglia per finestra**  
Window handle

**Movimenti**  
Movements

Gratz  
Gratz CP  
Gratz/7  
Martellina



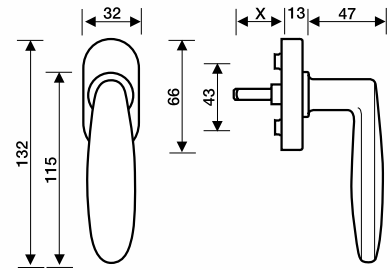
**H 326 F RS**

**Maniglia per finestra**  
Window handle

**Movimento**  
4 scatti

Movement  
4 click positions

X = 27-30-35-41-50 mm



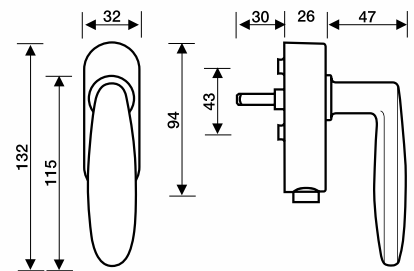
H 326 F RS

**H 326 F SER**

**Maniglia per finestra**  
Window handle

**Movimento**  
4 scatti con chiave

Movement  
4 click positions with key

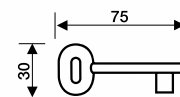


H 326 F SER



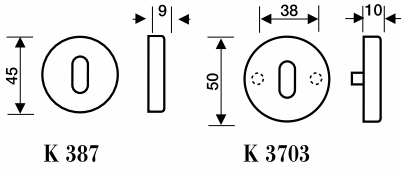
**M 381**

**Chiave per porta**  
Door key



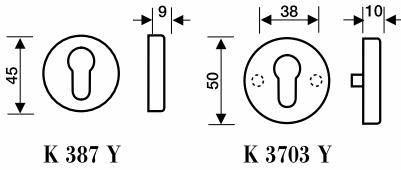
Serie AC I Novantacinque design Antonio Citterio

Materiale Ottone	Material Brass	Material Messing	Matériau Laiton
Finitura Cromsatin Oro	Finish Satin chrome Brass	Ausführung Chrom satiniert Messing	Finition Chromé satiné Or



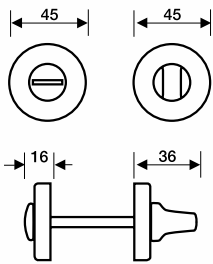
**K 387 - K 3703**

Bocchetta foro normale  
Standard hole escutcheon



**K 387 Y - K 3703 Y**

Bocchetta foro cilindro  
Euro-profile hole escutcheon

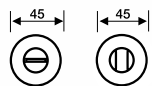


**K 382**

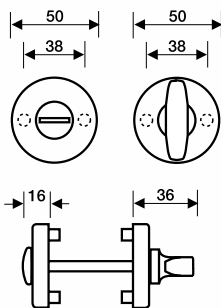
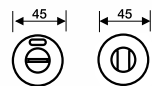
Chiusura privacy BZG  
Bathroom privacy set



**K 382 R6 - 7 - 8 BZG**



**K 382 RS6 - 7 - 8 BZG**

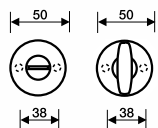


**K 389**

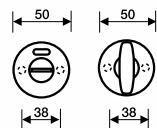
Chiusura privacy BZG  
Bathroom privacy set



**K 389 RG6 - 7 - 8 BZG**



**K 389 RS G6 - 7 - 8 BZG**





Fusital

## H 321

Serie AC Novantatre design Antonio Citterio



# H 321

Serie AC Novantatre design Antonio Citterio

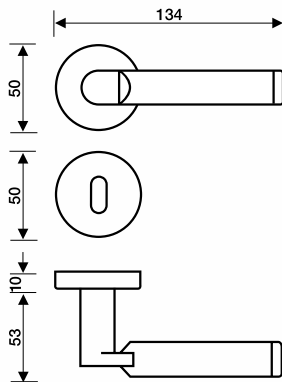


Materiale  
Ottone

Material  
Brass

## H 321

Maniglia per porta  
Door handle

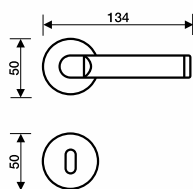


Cromo/Nikmatt  
Chrome/Nikmatt

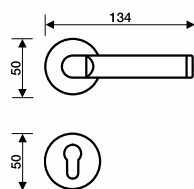


Oro/Orsatin  
Brass/Satin brass

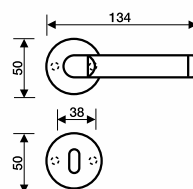
### H 321 R7 - H 321 R8



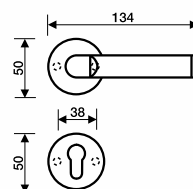
### H 321 R7 Y - H 321 R8 Y



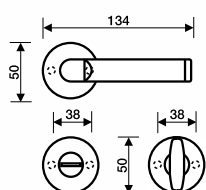
### H 321 RG8/8.5



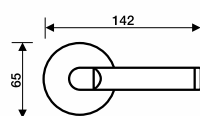
### H 321 RG8/8.5 Y



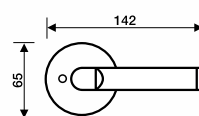
### H 321 RG6 - 7 - 8 BZG



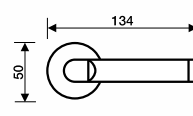
### H 321 RP Passage



### H 321 RP Privacy



### H 321 R SB



<b>Materiale</b> Ottone	Material Brass
<b>Finitura</b> Cromo/Nikmatt Oro/Orsatin	Finish Chrome/Nikmatt Brass/Satin brass

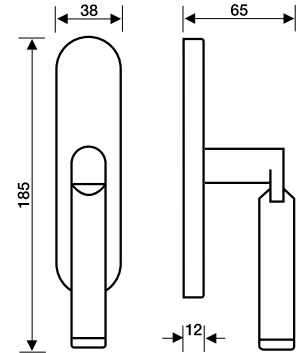


### H 321 F

Maniglia per finestra  
Window handle

**Movimenti**  
Movements

Gratz  
Gratz CP  
Gratz/7  
Martellina

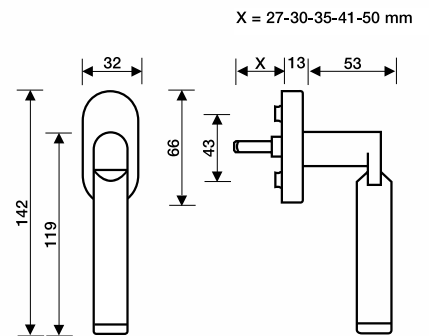


### H 321 F RS

Maniglia per finestra  
Window handle

**Movimento**  
4 scatti

Movement  
4 click positions



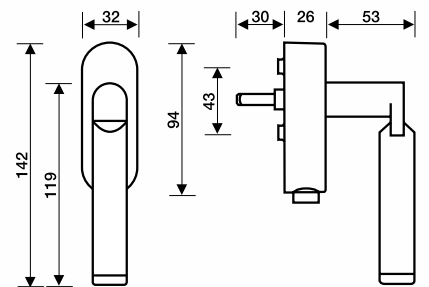
H 321 F RS

### H 321 F SER

Maniglia per finestra  
Window handle

**Movimento**  
4 scatti con chiave

Movement  
4 click positions with key



H 321 F SER

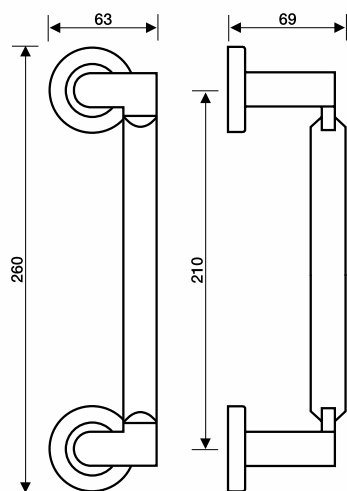
X = 27-30-35-41-50 mm

Materiale  
Ottone

Material  
Brass

Finitura  
Cromo/Nikmatt  
Oro/Orsatin

Finish  
Chrome/Nikmatt  
Brass/Satin brass



### K 39

Maniglione  
Pull handle

Interasse  
Centre distance

210 mm



Dispositivi di fissaggio da ordinare a parte  
Fixings to be ordered separately

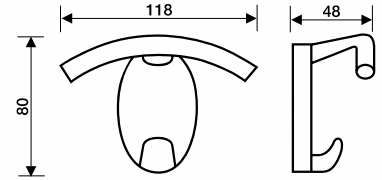


Serie AC Novantatre design Antonio Citterio

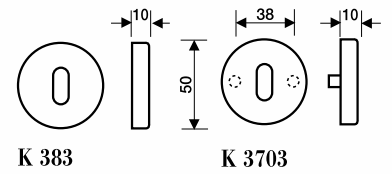
<b>Materiale</b> Ottone	Material Brass
<b>Finitura</b> Cromo Oro	Finish Chrome Brass



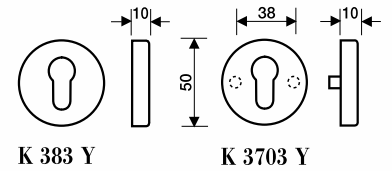
**E 338**  
Portabito  
Coat hook



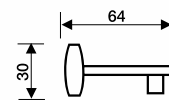
**K 383 - K 3703**  
Bocchetta foro normale  
Standard hole escutcheon



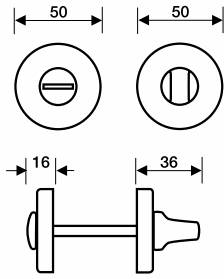
**K 383 Y - K 3703 Y**  
Bocchetta foro cilindro  
Euro-profile hole escutcheon



**M 378**  
Chiave per porta  
Door key



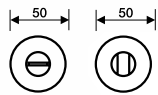
<b>Materiale Ottone</b>	<b>Material Brass</b>
<b>Finitura Cromo Oro</b>	<b>Finish Chrome Brass</b>



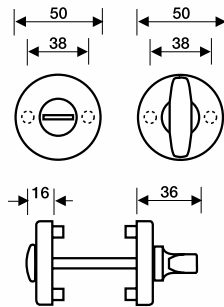
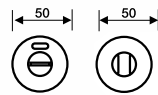
**K 382 50**  
Chiusura privacy BZG  
Bathroom privacy set



**K 382 50 R6 - 7 - 8 BZG**



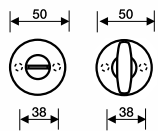
**K 382 50 RS6 - 7 - 8 BZG**



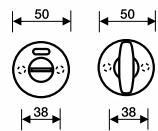
**K 389**  
Chiusura privacy BZG  
Bathroom privacy set



**K 389 RG6 - 7 - 8 BZG**



**K 389 RS G6 - 7 - 8 BZG**





Fusital

## H 317

Serie AC Novantuno design Antonio Citterio



# H 317

Serie AC Novantuno design Antonio Citterio

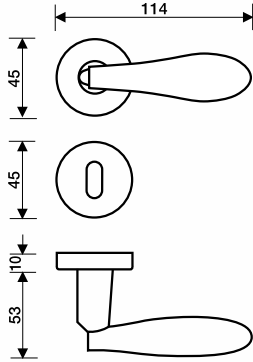


Materiale  
Ottone

Material  
Brass

## H 317

Maniglia per porta  
Door handle



Cromo  
Chrome

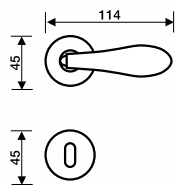


Cromsatin  
Satin chrome

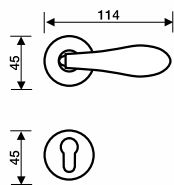


Oro  
Brass  
Messing  
Or

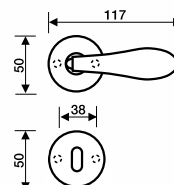
### H 317 R7 - H 317 R8



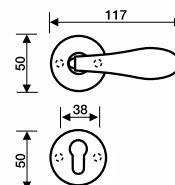
### H 317 R7 Y - H 317 R8 Y



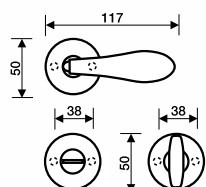
### H 317 RG8/8.5



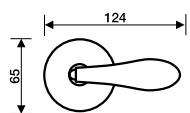
### H 317 RG8/8.5 Y



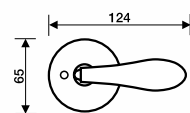
### H 317 RC6 - 7 - 8 BZG



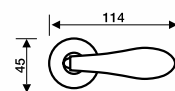
### H 317 RP Passage



### H 317 RP Privacy



### H 317 R SB



Serie AC Novantuno design Antonio Citterio

<b>Materiale</b> Ottone	Material Brass
<b>Finitura</b> Cromo Cromsatin Oro	Finish Chrome Satin chrome Brass

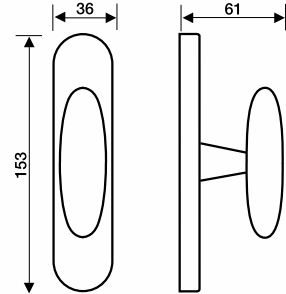


**H 317 F**

Maniglia per finestra  
Window handle

Movimenti  
Movements

Gratz  
Gratz CP  
Gratz/7  
Martellina

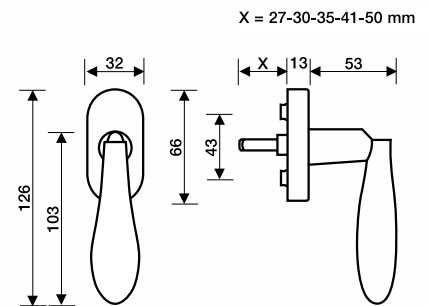


**H 317 F RS**

Maniglia per finestra  
Window handle

Movimento  
4 scatti

Movement  
4 click positions



H 317 F RS

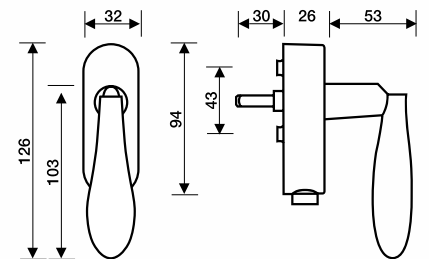
X = 27-30-35-41-50 mm

**H 317 F SER**

Maniglia per finestra  
Window handle

Movimento  
4 scatti con chiave

Movement  
4 click positions with key

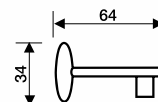


H 317 F SER

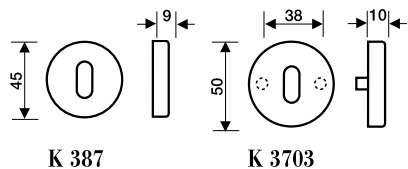


**M 374**

Chiave per porta  
Door key

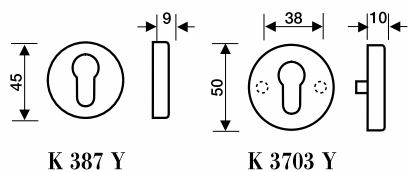


<b>Materiale Ottone</b>	Material Brass
<b>Finitura Cromo Cromsatin Oro</b>	Finish Chrome Satin chrome Brass



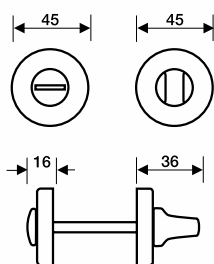
**K 387 - K 3703**

Bocchetta foro normale  
Standard hole escutcheon



**K 387 Y - K 3703 Y**

Bocchetta foro cilindro  
Euro-profile hole escutcheon

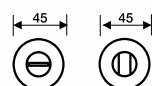


**K 382**

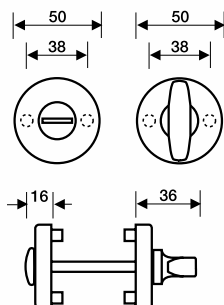
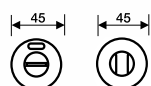
Chiusura privacy BZG  
Bathroom privacy set



**K 382 R6 - 7 - 8 BZG**



**K 382 RS6 - 7 - 8 BZG**

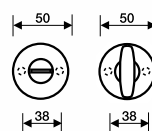


**K 389**

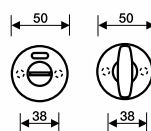
Chiusura privacy BZG  
Bathroom privacy set



**K 389 RG6 - 7 - 8 BZG**



**K 389 RS G6 - 7 - 8 BZG**





Odile Decq-Benoît Cornette

Laureatasi in architettura nel 1978, Odile Decq si è anche laureata nel 1979 in urbanistica e progettazione presso l'Istituto di Scienze Politiche a Parigi.

Laureatosi in architettura nel 1985, Benoît Cornette completò in precedenza gli studi di medicina nel 1978. (d.1998)

Dopo numerosi progetti d'architettura per interni, studi in urbanistica e realizzazioni architettoniche nella Francia Occidentale compresi numerosi concorsi nazionali, vinsero la commissione per la realizzazione nel 1990 di due edifici per la "Banque Populaire de l'Ouest" a Rennes, dopo un concorso nazionale tenutosi nel 1988.

In seguito hanno completato 3 progetti per abitazioni collettive a Parigi, il viadotto dell'autostrada A14 a Nanterre, Francia e la costruzione del Centro di Controllo Autostradale sospeso sotto il viadotto, 2 edifici per l'università di Nantes, la ristrutturazione del Centro Ricerche della Saint Gobain e mobili per la Conference Hall nel quartier generale dell'UNESCO a Parigi.

Hanno realizzato numerose mostre (la metà delle quali a livello internazionale), conferenze e simposi; hanno anche partecipato a diversi concorsi internazionali.

Presenti alla Biennale di Venezia nel settembre 1996 e commissionati per rappresentare il design al padiglione Francese, hanno ricevuto il premio "Leone d'Oro".

Attualmente lo studio sta realizzando un negozio per uno stilista di moda a Parigi, la trasformazione della Veterinary School a Bruxelles in un hotel, ristoranti, caffè, gallerie, un centro commerciale e espositivo, un edificio adibito ad uffici a Dunkerque, l'ampliamento di una clinica dietetica a nord di Parigi e la ristrutturazione con ampliamento della "Galleria Municipale d'arte moderna e contemporanea di Roma".

Architectural diploma in 1978, Odile Decq also has a diploma from the Institute of Political Studies in Paris on Urbanism and Planning in 1979.

Architectural diploma in 1985, Benoît Cornette previously completed medical school in 1978. (d.1998)

After several architectural interior projects, urban studies and some architectural realisations in the west of France including several national competitions, they achieved in 1990 two buildings for the "Banque Populaire de l'Ouest" in Rennes of which they won the commission after a national competition held in 1988.

Afterwards, they've completed 3 collective housing projects in Paris, the viaduct of Highway A14 in Nanterre, France along with the construction of the Highway Control Center suspended underneath the viaduct, 2 buildings for Nantes University, the Renovation of Research Centre for Saint Gobain and furnitures for the Conference Hall in the headquarter of UNESCO in Paris. Realising numerous exhibits (of which half on the international scene), conferences and symposiums, they've also participated in several international competition.

Represented in the Venice Biennale, September 1996, as well as being commissioned to provide the exhibit design for the French Pavillion, they received a Golden Lion Award.

Currently, they are in the process a shop for a fashion designer in Paris, the conversion of the Veterinary School in Bruxelles with an hotel, restaurants, cafes, galleries, commercial and exhibition centre, an office building in Dunkerque, the extension of a dietetic clinic in the north of Paris and the renovation and extension of the "Galleria Municipale d'arte moderna e contemporanea di Roma".

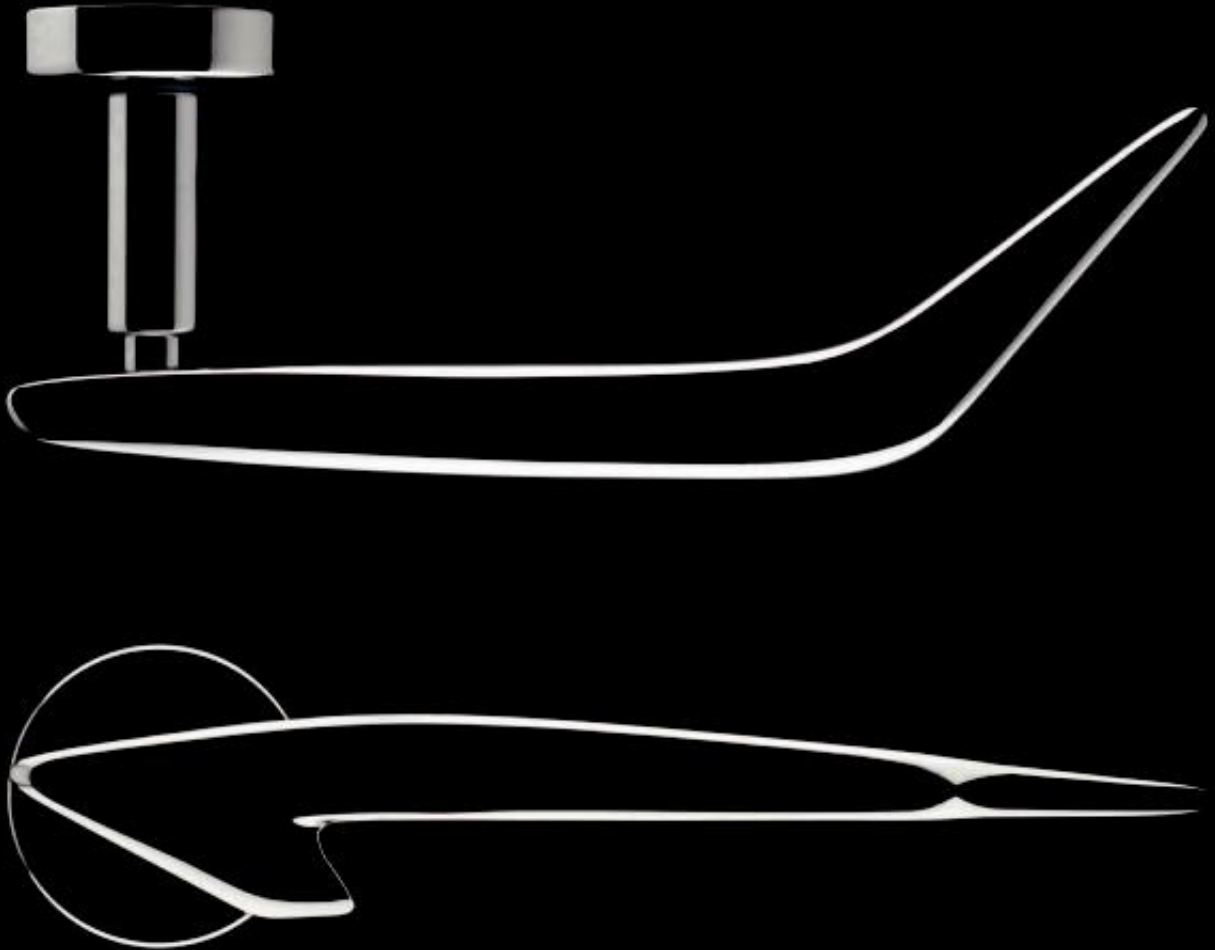




Fusital

## H 352

Serie ODBC Duemiladue design Odile Decq-Benoît Cornette



# H 352

Serie ODBC Duemiladue design Odile Decq-Benoît Cornette

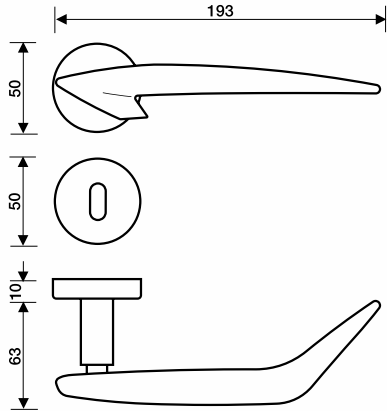


Materiale  
Ottone

Material  
Brass

## H 352

Maniglia per porta  
Door handle

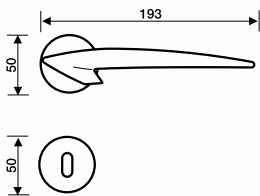


Cromo  
Chrome

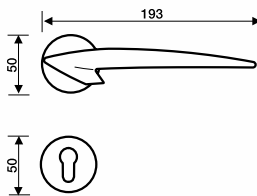


Cromsatin  
Satin chrome

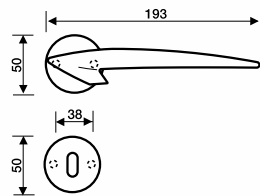
### H 352 R7 - H 352 R8



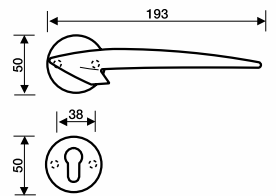
### H 352 R7 Y - H 352 R8 Y



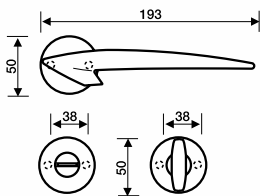
### H 352 RG8/8.5



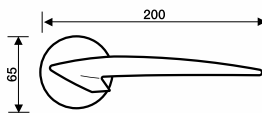
### H 352 RG8/8.5 Y



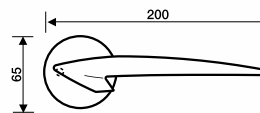
### H 352 RC6 - 7 - 8 BZC



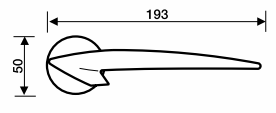
### H 352 RP Passage



### H 352 RP Privacy



### H 352 R SB



<b>Materiale</b> Ottone	Material Brass
<b>Finitura</b> Cromo Cromsatin	Finish Chrome Satin chrome

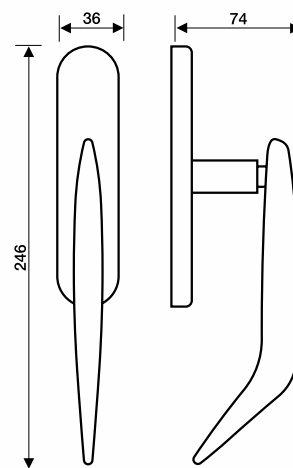


**H 352 F**

**Maniglia per finestra**  
Window handle

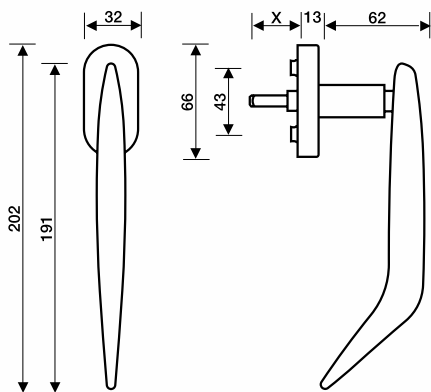
**Movimenti**  
Movements

Gratz  
Gratz CP  
Gratz/7  
Martellina



<b>Materiale</b> Ottone	Material Brass
<b>Finitura</b> Cromo Cromsatin	Finish Chrome Satin chrome

X = 27-30-35-41-50 mm

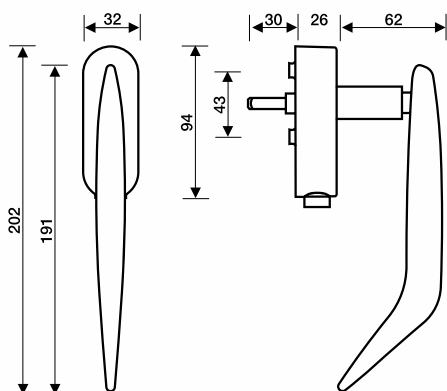


### H 352 F RS

Maniglia per finestra  
Window handle

**Movimento**  
4 scatti

Movement  
4 click positions



### H 352 F SER

Maniglia per finestra  
Window handle

**Movimento**  
4 scatti con chiave

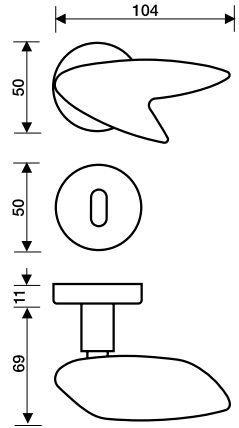
Movement  
4 click positions with key



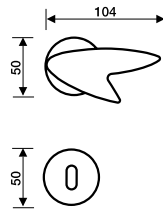
<b>Materiale</b> Ottone	Material Brass
<b>Finitura</b> Cromo Cromsatin	Finish Chrome Satin chrome



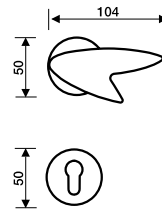
**K 335**  
Pomolo per porta  
Doorknob



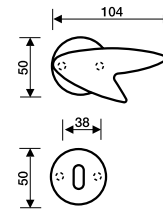
**K 335 R**



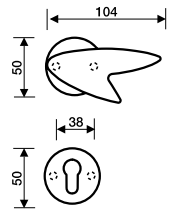
**K 335 R Y**



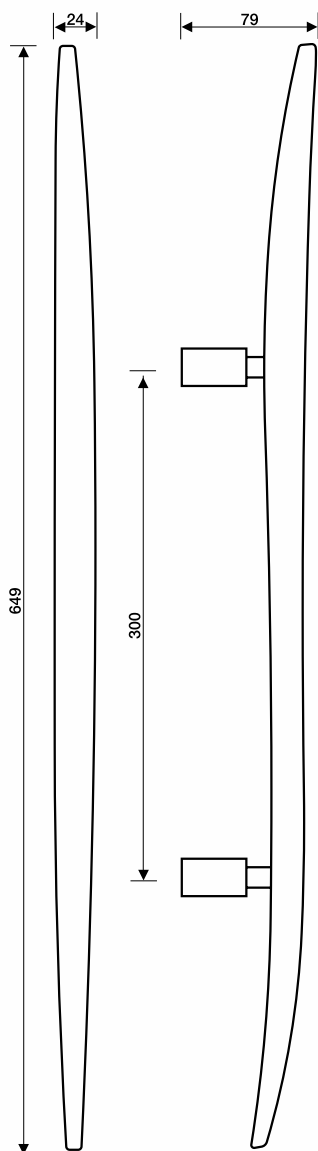
**K 335 RG**



**K 335 RG Y**



<b>Materiale</b> Ottone	<b>Material</b> Brass
<b>Finitura</b> Cromo Cromsatin	<b>Finish</b> Chrome Satin chrome



### K 359

Maniglione  
Pull handle



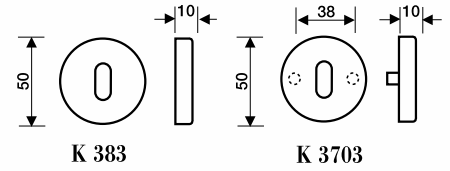
Dispositivi di fissaggio da ordinare a parte  
Fixings to be ordered separately

<b>Materiale</b> Ottone	Material Brass
<b>Finitura</b> Cromo Cromsatin	Finish Chrome Satin chrome



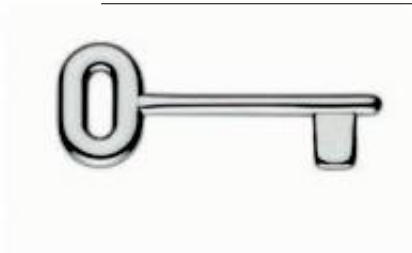
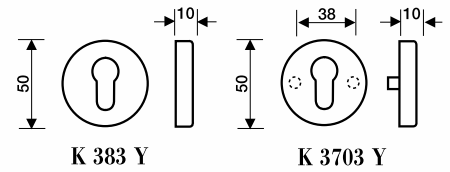
**K 383 - K 3703**

**Bocchetta foro normale**  
Standard hole escutcheon



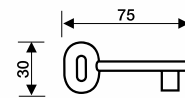
**K 383 Y - K 3703 Y**

**Bocchetta foro cilindro**  
Euro-profile hole escutcheon

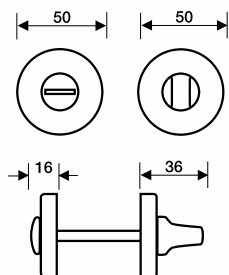


**M 381**

**Chiave per porta**  
Door key



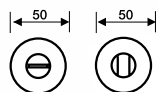
<b>Materiale</b> Ottone	Material Brass
<b>Finitura</b> Cromo Cromsatin	Finish Chrome Satin chrome



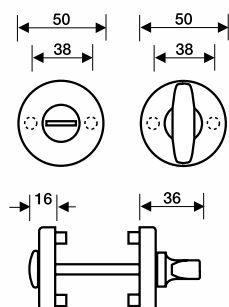
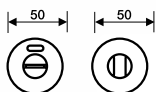
**K 382 50**  
Chiusura privacy BZG  
Bathroom privacy set



**K 382 50 R6 - 7 - 8 BZG**



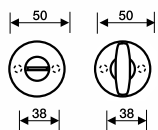
**K 382 50 RS6 - 7 - 8 BZG**



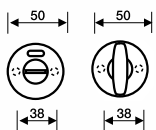
**K 389**  
Chiusura privacy BZG  
Bathroom privacy set




**K 389 RG6 - 7 - 8 BZG**



**K 389 RS G6 - 7 - 8 BZG**








Norman Foster

Nel 1993 ero a Magdeburgo per tenere una lezione.  
 Benché la cattedrale sia rimasta chiusa al pubblico per anni,  
 continua ad essere uno degli edifici medioevali più eminenti  
 in Germania.  
 L'interno é uno spazio grandioso, al quale si poteva accedere  
 da una porta laterale.  
 Rimasi affascinato dalla maniglia in metallo a forma di uccello  
 stilizzato.  
 Non era solo bella da vedere, ma era comoda da impugnare...  
 Quando accettammo la sfida di disegnare una serie di maniglie  
 mi ricordai di Magdeburgo...  
 La maniglia di una porta potrebbe essere paragonata ad  
 un'architettura in miniatura.  
 Deve funzionare bene, ma deve essere bella.  
 In altre parole: è una parte importante degli elementi accessori  
 di un ambiente, letteralmente uno dei pochi punti  
 di contatto fisico.  
 Un'altra fonte di ispirazione è stato il mondo dei temperini.  
 Le lame con i loro meccanismi sono in realtà la parte centrale  
 di un sandwich, e possono essere racchiuse tra scocche  
 di materiali diversi. La scelta è vasta e determina l'aspetto e  
 la qualità del prodotto finale.  
 Il nostro progetto adotta lo stesso principio.  
 La lama della maniglia è una base piatta.  
 Le scocche possono essere in metallo, legno o gomma nera.  
 Il processo sembra essere razionale, ma in realtà è  
 estremamente complesso.

In 1993, I went to Magdeburg to give a lecture.  
 Although the cathedral had been closed to the public for many  
 years,  
 it had survived as one of the most outstanding medieval buildings in  
 Germany.  
 The interior is a magnificent space, entered through a door on one  
 of the long sides of the building.  
 I was intrigued by the handle to this door, which was cast in metal  
 in the form of a stylized bird.  
 It was not only good to look at.  
 More important was the way it sat in the hand...  
 When we accepted the challenge to design a range of door handles  
 I was reminded of my experience in Magdeburg...  
 The handle of a door could be linked to architecture in miniature -  
 it has to work well, but it must look good.  
 In another sense, it is an important part of the furniture in a build-  
 ing - literally one of the few points of physical contact.  
 Another source of inspiration was the world of pocket-knives.  
 The blades with their mechanism are really like the middle of  
 a sandwich, and they can be packaged in between moulded grips  
 of a variety of materials.  
 The choice is extensive and determines the appearance and quality  
 of the end product.  
 Our project uses the same principle.  
 The blade of the handle is a flat plate.  
 The sides can be made in metal, timber or black rubber.  
 The process sounds like a step-by-step progression, but the reality  
 is closer to a game of snakes and ladders.

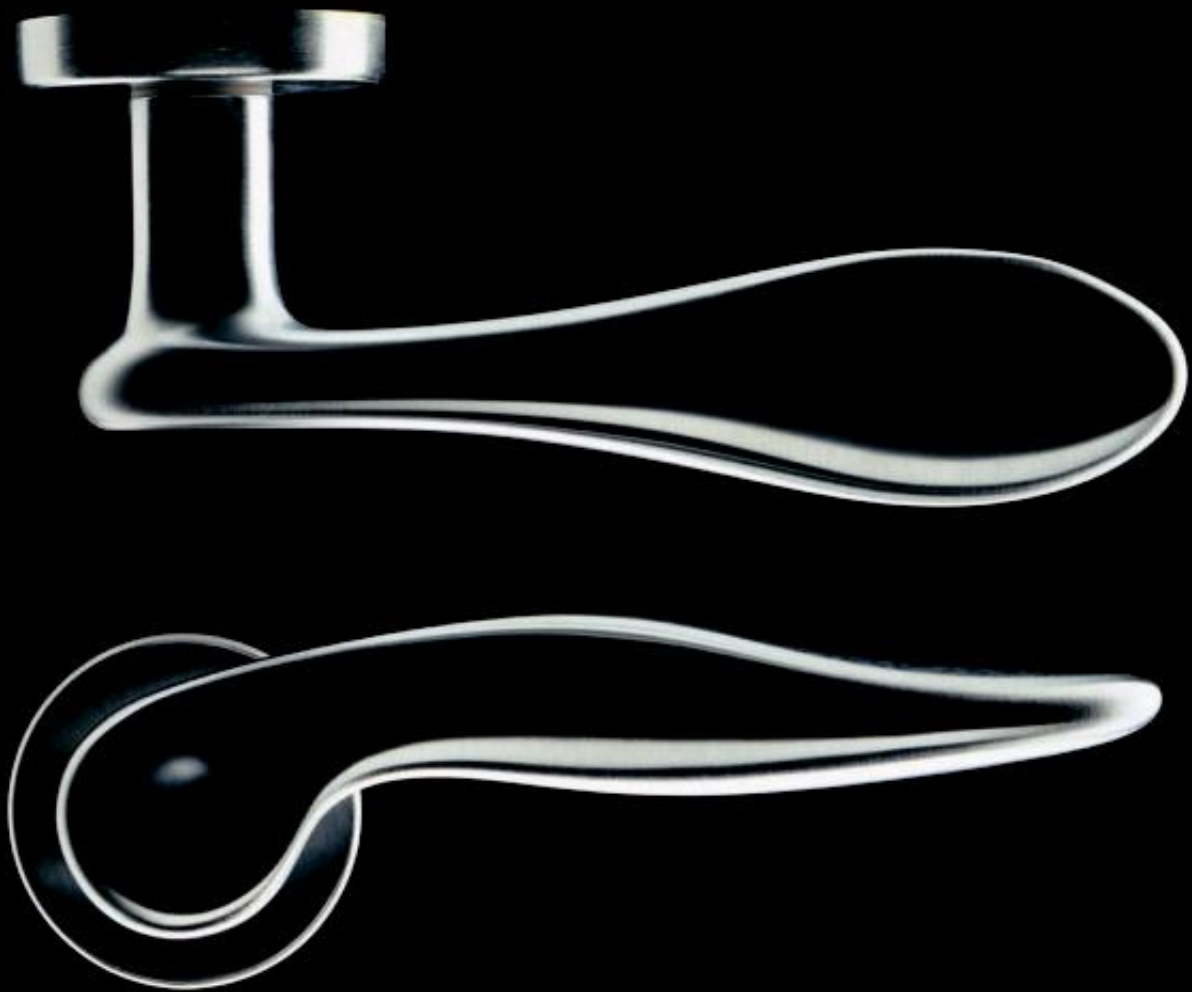




Fusital

## H 334

Serie NF Novantotto design Foster and Partners



# H 334

Serie NF Novantotto design Foster and Partners

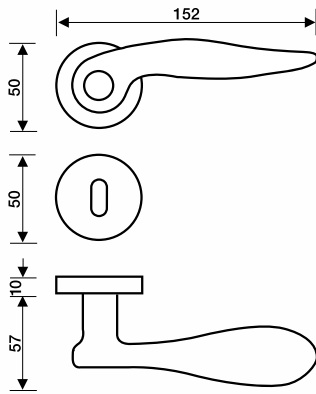


Materiale  
Ottone

Material  
Brass

## H 334

Maniglia per porta  
Door handle



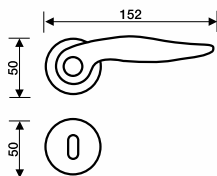
Cromsatin  
Satin chrome

Oro  
Brass

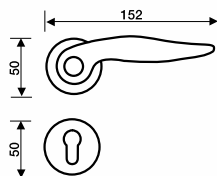
H 5010  
Serie Cresta

Acciaio Inox  
Stainless Steel

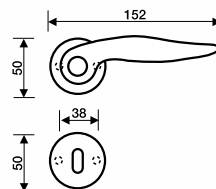
### H 334 R7 - H 334 R8



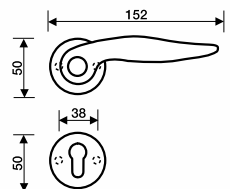
### H 334 R7 Y - H 334 R8 Y



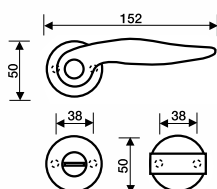
### H 334 RG8/8.5



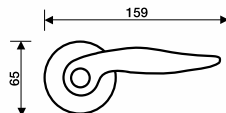
### H 334 RG8/8.5 Y



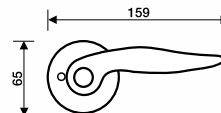
### H 334 RG6 - 7 - 8 BZG



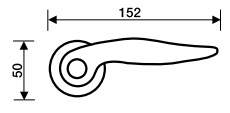
### H 334 RP Passage



### H 334 RP Privacy



### H 334 R SB



<b>Materiale</b> Ottone	Material Brass
<b>Finitura</b> Cromsatin Oro	Finish Satin chrome Brass

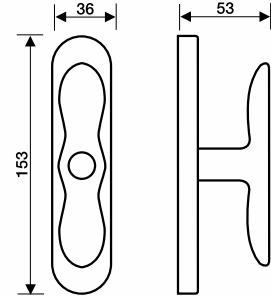


### H 334 F

Maniglia per finestra  
Window handle

Movimenti  
Movements

Gratz  
Gratz CP  
Gratz/7  
Martellina

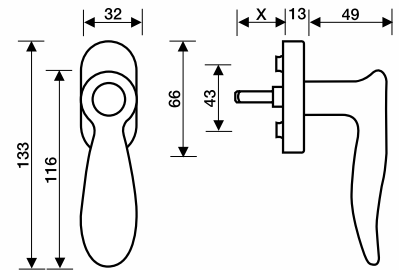


### H 334 F RS

Maniglia per finestra  
Window handle

Movimento  
4 scatti

Movement  
4 click positions



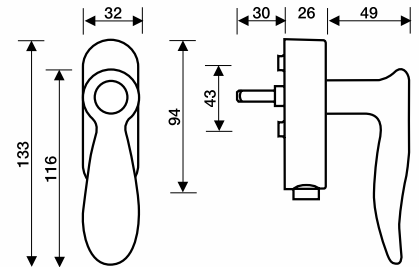
H 334 F RS

### H 334 F SER

Maniglia per finestra  
Window handle

Movimento  
4 scatti con chiave

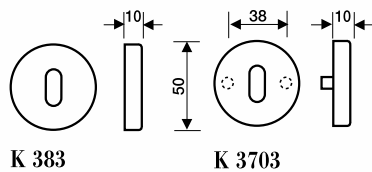
Movement  
4 click positions with key



H 334 F SER

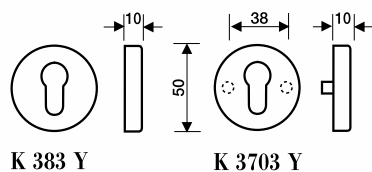
X = 27-30-35-41-50 mm

<b>Materiale</b> Ottone	Material Brass
<b>Finitura</b> Cromsatin Oro	Finish Satin chrome Brass



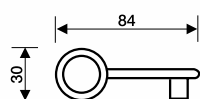
**K 383 - K 3703**

Bocchetta foro normale  
Standard hole escutcheon



**K 383 Y - K 3703 Y**

Bocchetta foro cilindro  
Euro-profile hole escutcheon



**M 382**

Chiave per porta  
Door key



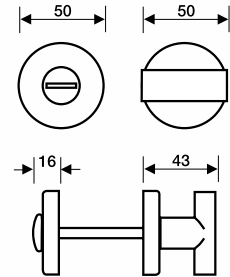
Serie NF Novantotto design Foster and Partners

<b>Materiale</b> Ottone	Material Brass
<b>Finitura</b> Cromsatin Oro	Finish Satin chrome Brass

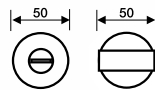


**K 397**

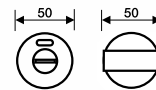
Chiusura privacy BZG  
Bathroom privacy set



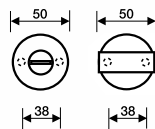
**K 397 R6 - 7 - 8 BZG**



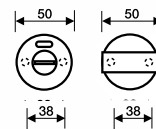
**K 397 RS6 - 7 - 8 BZG**



**K 397 RG6 - 7 - 8 BZG**

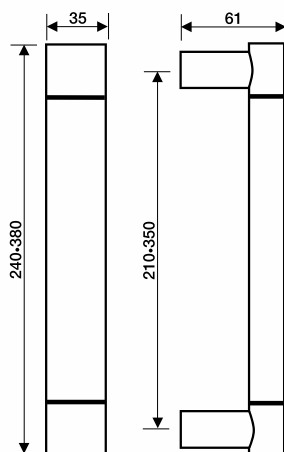


**K 397 RS G6 - 7 - 8 BZG**



<b>Materiale</b>	Material
<b>Ottone e</b>	Brass and
<b>Acciaio Inox AISI 316 L</b>	Stainless Steel AISI 316 L

<b>Finitura</b>	Finish
<b>Nikmatt/Inox satinato</b>	Nikmatt/Satin stainless steel
<b>Zirtanio Oro/</b>	Zirtanio Brass plated Brass/
<b>Inox Zirtanio Oro</b>	Zirtanio Brass plated Stainless steel



**K 354**  
**K 354 S**

**Maniglione**  
Pull handle

**K 354 S:**  
**Per applicazione**  
**in coppia con K 354**  
For application  
in pairs with K 354

**Interasse**  
Centre distance

**210 mm**  
**350 mm**

**Altre misure a richiesta**  
Other sizes upon request



**Dispositivi di fissaggio da ordinare a parte**  
Fixings to be ordered separately






Fusital

## H 328

Serie NF Novantacinque design Foster and Partners



# H 328

Serie NF Novantacinque *design Foster and Partners*

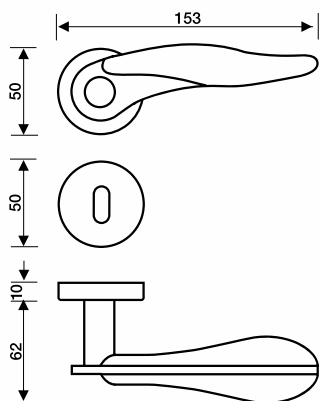


Materiale  
Ottone

Material  
Brass

## H 328

Maniglia per porta  
Door handle



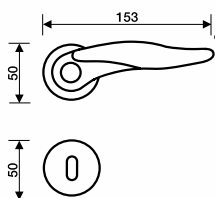
Nik matt  
Nik matt

Oro/Orsatin  
Brass/Satin brass

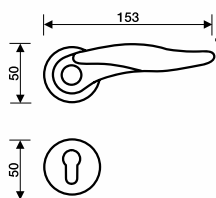
H 5007  
Serie Tofane

Acciaio Inox  
Stainless Steel

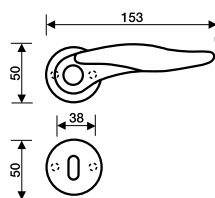
### H 328 R7 - H 328 R8



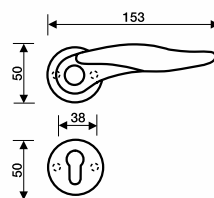
### H 328 R7 Y - H 328 R8 Y



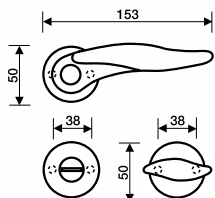
### H 328 RG8/8.5




### H 328 RG8/8.5 Y



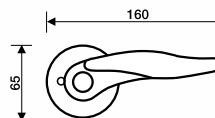
### H 328 RC6 - 7 - 8 BZG



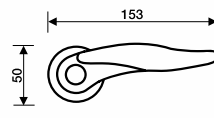
### H 328 RP Passage



### H 328 RP Privacy



### H 328 R SB



<b>Materiale</b> Ottone	Material Brass
<b>Finitura</b> Nikmatt Oro/Orsatin	Finish Nikmatt Brass/Satin brass

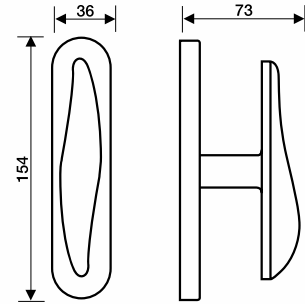


**H 328 F**

Maniglia per finestra  
Window handle

Movimenti  
Movements

Gratz  
Gratz CP  
Gratz/7  
Martellina

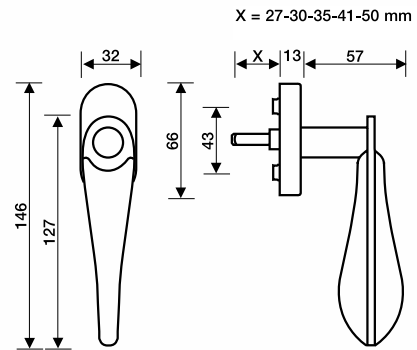


**H 328 F RS**

Maniglia per finestra  
Window handle

Movimento  
4 scatti

Movement  
4 click positions



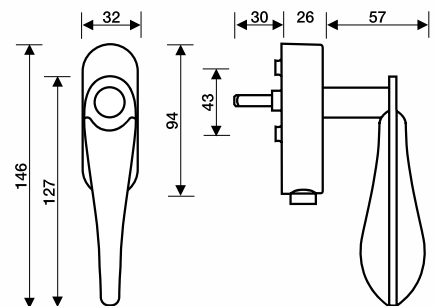
H 328 F RS

**H 328 F SER**

Maniglia per finestra  
Window handle

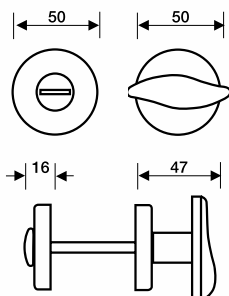
Movimento  
4 scatti con chiave

Movement  
4 click positions with key



H 328 F SER

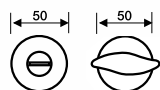
<b>Materiale Ottone</b>	Material Brass
<b>Finitura Nikmatt Oro/Orsatin</b>	Finish Nikmatt Brass/Satin brass



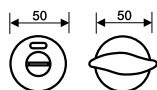
**K 391**  
Chiusura privacy BZG  
Bathroom privacy set



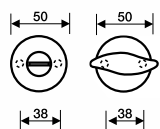
**K 391 R6 - 7 - 8 BZG**



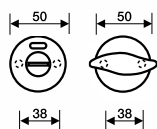
**K 391 RS6 - 7 - 8 BZG**



**K 391 RG6 - 7 - 8 BZG**



**K 391 RS G6 - 7 - 8 BZG**

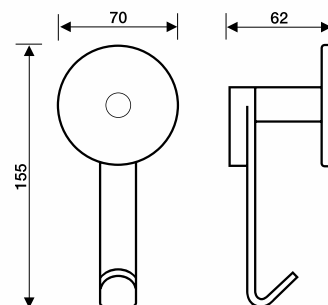


Serie NF Novantacinque design Foster and Partners

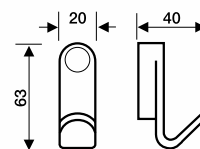
<b>Materiale</b> Ottone	Material Brass
<b>Finitura</b> Nikmatt Oro	Finish Nikmatt Brass



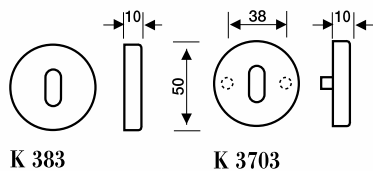
**E 342**  
Portabiti  
Coat hook



**E 343**  
Gancio  
Hook

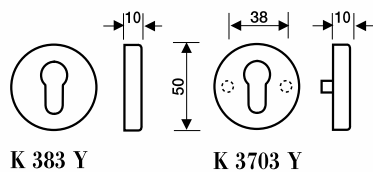


<b>Materiale Ottone</b>	Material Brass
<b>Finitura Nikmatt Oro</b>	Finish Nikmatt Brass



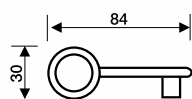
**K 383 - K 3703**

**Bocchetta foro normale**  
Standard hole escutcheon



**K 383 Y - K 3703 Y**

**Bocchetta foro cilindro**  
Euro-profile hole escutcheon



**M 382**

**Chiave per porta**  
Door key





Massimiliano e Doriana Fuksas

Stavamo in Giamaica, l'acqua... da un lato l'oceano;  
 dall'altro calma e chiara, la laguna blu.  
 Adorata dal popolo del reggae.  
 Fonte di eterna giovinezza...  
 L'orizzonte si distende fino a Blue Mountains... emozioni,  
 immagini, sensazioni... così vivono i nostri progetti:  
 dal più grande al più piccolo.  
 L'oggetto è impossibile! Inimmaginabile.  
 Più semplice la città, più difficile il cucchiaino.  
 È la differenza che rende interessante l'oggetto.  
 L'oggetto è mobile, lontano dalla gravità dell'architettura.  
 La logica e il procedimento non si assomigliano.  
 Modelli, calchi, tentativi costituiscono lo scenario in cui  
 vivono la semplicità, la resistenza, il funzionale  
 di "Blue Mountains".  
 Strumento che tende all'uso di cui si libera senza troppe  
 concessioni.  
 Anti-design, discretamente vive in un eterno presente.

We were in Jamaica, the water... on one side the ocean;  
 on the other side, the clear blue lagoon.  
 Loved by the reggae people.  
 A source of everlasting youth...  
 The horizon rises up to the Blue Mountains... emotions, images,  
 sensations... these are alive in our projects:  
 from the largest to the smallest.  
 The object is impossible! Unimaginable.  
 The town is simple, so much more difficult the spoon.  
 It is this difference that makes the object interesting.  
 The object is changeable, far from the gravity of architecture.  
 The logic and the procedure differ.  
 Models, casts, trials are the setting in which the simplicity,  
 the resistance, the functionality of our project live together.  
 An instrument to be used and one which liberates without many  
 concessions.  
 Anti-design, discretely alive in an eternal present.







Fusital

## H 347

Serie MDF Duemiladue design Massimiliano e Doriana Fuksas



# H 347

Serie MDF Duemiladue design Massimiliano e Doriana Fuksas

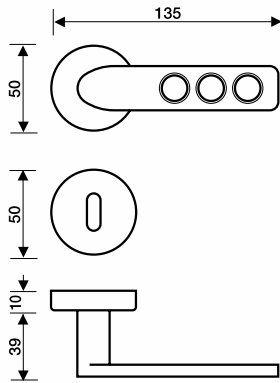


Materiale  
Ottone e plexiglass

Material  
Brass and plexiglass

## H 347

Maniglia porta  
Door handle



Serie prodotta  
solo a richiesta con  
quantitativi minimi  
d'ordine

Series manufactured  
upon request only  
for minimum  
quantities

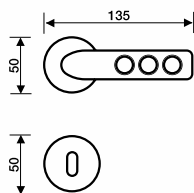


Cromsatin/Trasparente  
Satin chrome/Transparent

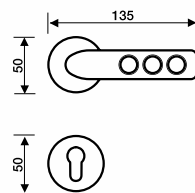
H 5020  
Serie Blue Mountains

Acciaio Inox  
Stainless Steel

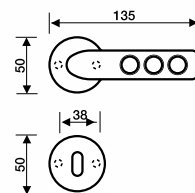
### H 347 R7 - H 347 R8



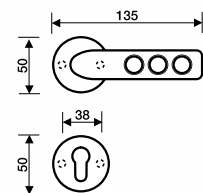
### H 347 R7 Y - H 347 R8 Y



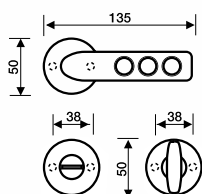
### H 347 RG8/8.5



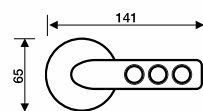
### H 347 RG8/8.5 Y



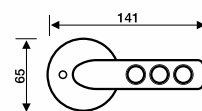
### H 347 RG6 - 7 - 8 BZG



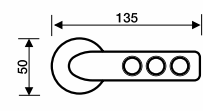
### H 347 RP Passage



### H 347 RP Privacy



### H 347 R SB



<b>Materiale</b> Ottone e plexiglass	Material Brass and plexiglass
<b>Finitura</b> Cromsatin/Trasparente	Finish Satin chrome/Transparent

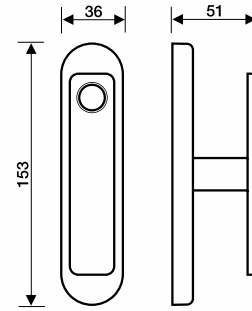


**H 347 F**

**Maniglia per finestra**  
Window handle

**Movimenti**  
Movements

Gratz  
Gratz CP  
Gratz/7  
Martellina



X = 27-30-35-41-50 mm

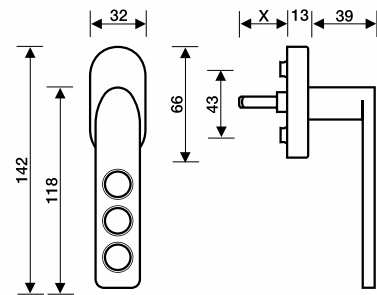


**H 347 F RS**

**Maniglia per finestra**  
Window handle

**Movimento**  
4 scatti

Movement  
4 click positions



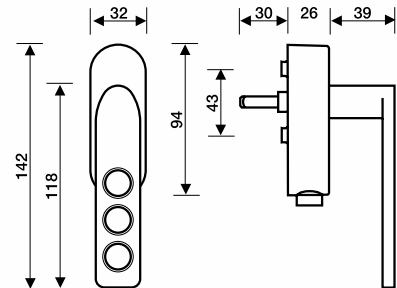
H 347 F RS

**H 347 F SER**

**Maniglia per finestra**  
Window handle

**Movimento**  
4 scatti con chiave

Movement  
4 click positions with key



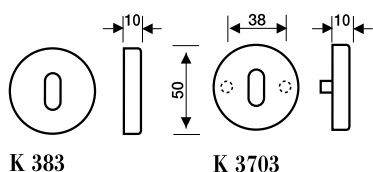
H 347 F SER

**Materiale  
Ottone**

**Material  
Brass**

**Finitura  
Cromsatin**

**Finish  
Satin chrome**

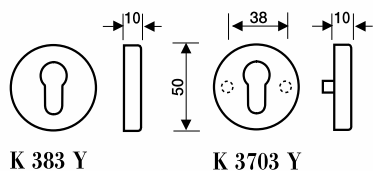


**K 383**

**K 3703**

**K 383 - K 3703**

**Bocchetta foro normale**  
Standard hole escutcheon

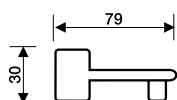


**K 383 Y**

**K 3703 Y**

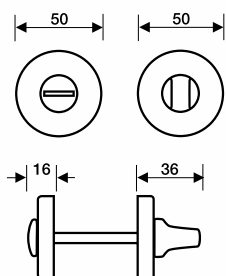
**K 383 Y - K 3703 Y**

**Bocchetta foro cilindro**  
Euro-profile hole escutcheon



**M 391**

**Chiave per porta**  
Door key



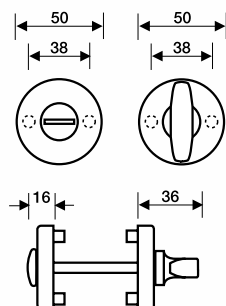
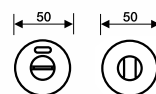
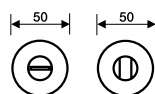
**K 382 50**

**Chiusura privacy BZG**  
Bathroom privacy set



**K 382 50 R6 - 7 - 8 BZG**

**K 382 50 RS6 - 7 - 8 BZG**



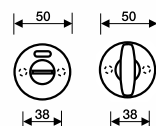
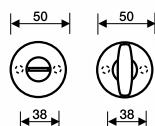
**K 389**

**Chiusura privacy BZG**  
Bathroom privacy set



**K 389 RG6 - 7 - 8 BZG**

**K 389 RS G6 - 7 - 8 BZG**






Fusital



Frank O. Gehry

Cresciuto a Toronto, Canada, Frank O. Gehry si trasferì con la sua famiglia a Los Angeles nel 1947. Consegue la laurea in Architettura alla University of Southern California nel 1954 e studia Pianificazione Urbanistica alla Scuola di Design dell'Università di Harvard. In un articolo pubblicato sul New York Times nel novembre 1989, il noto critico Paul Goldberger scrisse che "i progetti di Frank Gehry sono dei saggi di forza nelle forme geometriche primarie e dal punto di vista estetico si distinguono tra i lavori architettonici più incisivi e brillanti del nostro tempo". Per il suo lavoro gli sono stati conferiti il Premio Pritzker, il Praemium Imperiale Award, la Medaglia d'Oro dell'American Institute of Architects e del Royal Institute of British Architects.

Raised in Toronto, Canada, Frank O. Gehry moved with his family to Los Angeles in 1947. He received his Bachelor of Architecture degree from the University of Southern California in 1954, and he studied City Planning at the Harvard University Graduate School of Design. In an article published in The New York Times in November, 1989, noted architecture critic Paul Goldberger wrote that Gehry's "buildings are powerful essays in primal geometric form and from an aesthetic standpoint they are among the most profound and brilliant works of architecture of our time." He earned for his work the Pritzker Prize, the Praemium Imperiale Award, the American Institute of Architects Gold Medal and the Royal Institute of British Architects Gold Medal





Fusital

## H 354

Serie FOG Duemilaquattro design Frank O. Gehry



# H 354

Serie FOG Duemilaquattro design Frank O. Gehry

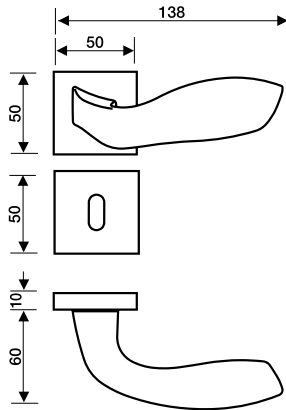


Materiale  
Ottone

Material  
Brass

## H 354

Maniglia per porta  
Door handle



**Cromsatin**  
Satin chrome

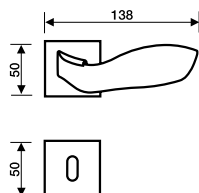


**Cromo**  
Chrome

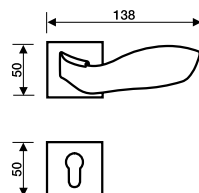


**Oro**  
Brass

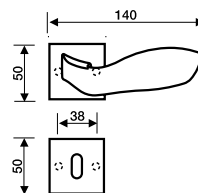
### H 354 R7 - H 354 R8



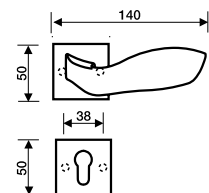
### H 354 R7 Y - H 354 R8 Y



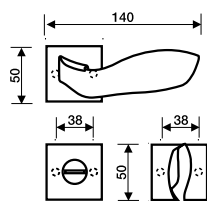
### H 354 RG8/8.5



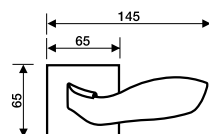
### H 354 RG8/8.5 Y



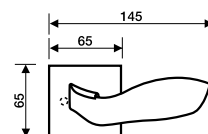
### H 354 R6 - 7 - 8 BZG



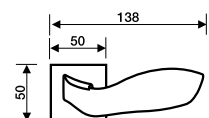
### H 354 RP Passage



### H 354 RP Privacy



### H 354 R SB





Serie FOG Duemilaquattro design Frank O. Gehry

Materiale  
Ottone

Material  
Brass

Finitura  
Cromsatin  
Cromo

Finish  
Satin chrome  
Chrome

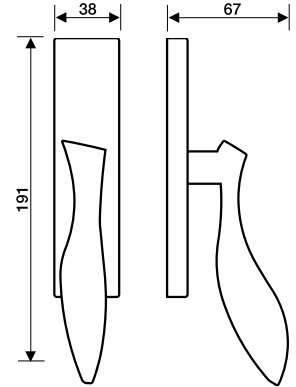


**H 354 F**

Maniglia per finestra  
Window handle

Movimenti  
Movements

Gratz  
Gratz CP  
Gratz/7  
Martellina

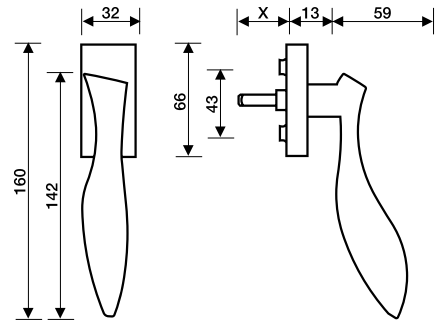


**H 354 F RS**

Maniglia per finestra  
Window handle

Movimento  
4 scatti

Movement  
4 click positions



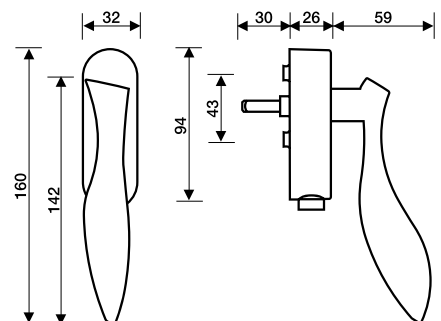
X= 30 - 35 - 40 - 45

**H 354 F SER**

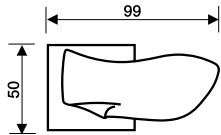
Maniglia per finestra  
Window handle

Movimento  
4 scatti con chiave

Movement  
4 click positions with  
key


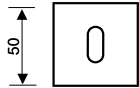
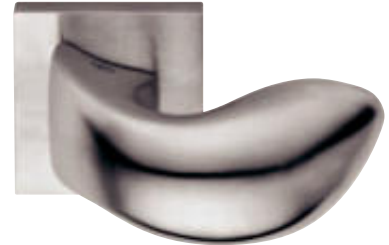


<b>Materiale</b> Ottone	<b>Material</b> Brass
<b>Finitura</b> Cromsatin Cromo	<b>Finish</b> Satin chrome Chrome

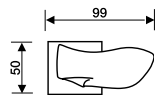


**K 337 R8**

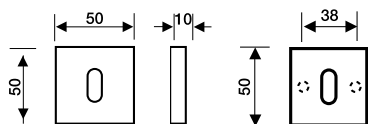
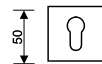
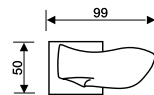
Pomolo per porta  
Doorknob



**K 337 R8**

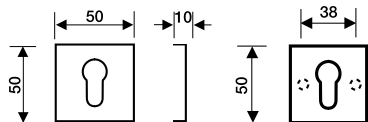



**K 337 R8 Y**



**K 3019 - K 3720**

Bocchetta foro normale  
Standard hole escutcheon



**K 3019 Y - K 3720 Y**

Bocchetta foro cilindro  
Euro-profile hole escutcheon



Serie FOG Duemilaquattro design Frank O. Gehry

<b>Materiale</b> Ottone	<b>Material</b> Brass
<b>Finitura</b> Cromsatin Cromo	<b>Finish</b> Satin chrome Chrome



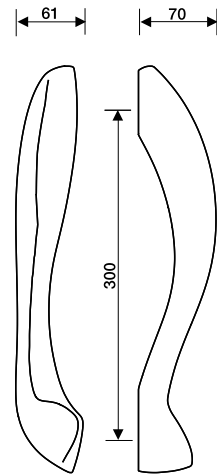
**K 365 DX - K 365 SX**

**Maniglione**  
Pull handle

**Il maniglione è raffigurato  
in versione dx**  
The pull handle  
shown is the right  
hand version

**Interasse**  
Centre distance

**300 mm**



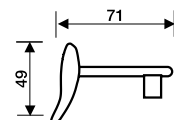
**Dispositivi di fissaggio da ordinare a parte**  
Fixings to be ordered separately

pag. 369/370/371



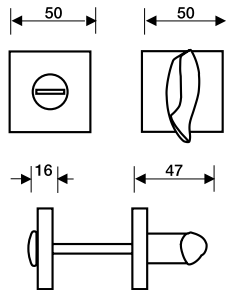
**M 394**

**Chiave per porta**  
Door key



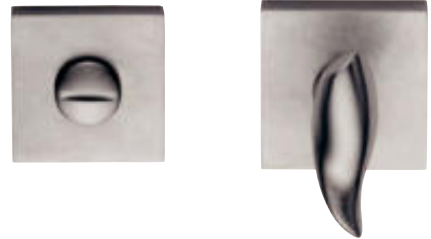
<b>Materiale Ottone</b>	Material Brass
<b>Finitura Cromsatin Cromo</b>	Finish Satin chrome Chrome

**K 3021R6 - 7 - 8 BZG**

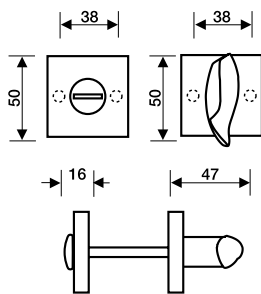


**K 3021**

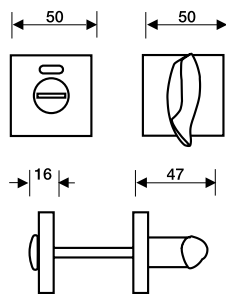
**Chiusura privacy BZG**  
Bathroom privacy set



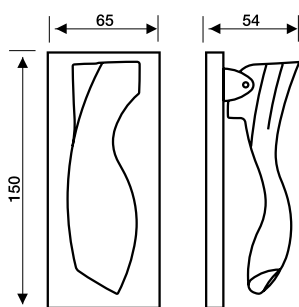
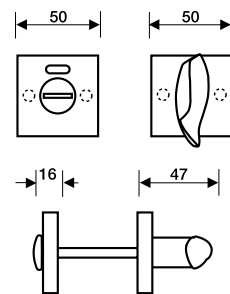
**K 3021 RG6 - 7 - 8 BZG**



**K 3021 RS6 - 7 - 8 BZG**



**K 3021RSG6 - 7 - 8 BZG**



**L 301**

**Battiporta**  
Door knocker





Michael Graves

In qualità di architetto sono interessato agli oggetti della vita quotidiana e come possano essere messi in relazione all'architettura.

Siccome vedo l'architettura ed il design come parte della stessa continuità estetica, penso che non sia necessario fare distinzione tra il creare uno spazio, un edificio o una maniglia, fatta eccezione naturalmente per le loro ovvie differenze di finalità o di dimensioni.

Ciò che è importante in tutto questo lavoro è che ci sia una consapevolezza dell'utilizzo quotidiano, per sviluppare ed arricchire il design in tutti suoi aspetti.

La sfida del buon design è indirizzare ed elaborare tutte le sue diverse problematiche simultaneamente, dalla funzione all'estetica, alla produzione.

Il modo in cui un prodotto viene fabbricato, come funziona e come appare sono fundamentalmente connessi.

Quando inizio a disegnare, innanzitutto mi accerto che tutti i tempi pragmatici del progetto vengano soddisfatti. Ed è questa la partenza del mio lavoro.

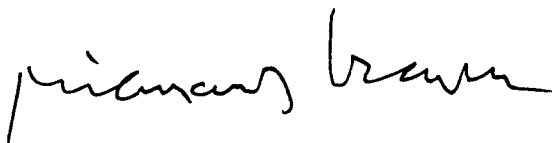
As an architect, I find myself interested in the artifacts of daily life and how they can be related to architecture.

Because I see architecture and design as part of the same aesthetic continuum, I think it's unnecessary to distinguish between making a space, a building, or a piece of hardware, aside from their more obvious differences of program and scale. What is important in all of this work is that there is a consciousness of the domestic that informs and enriches design at all scales.

The challenge of good design is addressing and working out all of its many concerns simultaneously, from function to appearance to fabrication.

The way in which a product is manufactured, how it works and what it looks like are fundamentally tied together.

When I begin to design, I first make sure that all the pragmatic issues of the project are met and then, I work from there.






Fusital

## H 331

Serie MG Novantotto design Michael Graves



# H 331

Serie MG Novantotto design Michael Graves

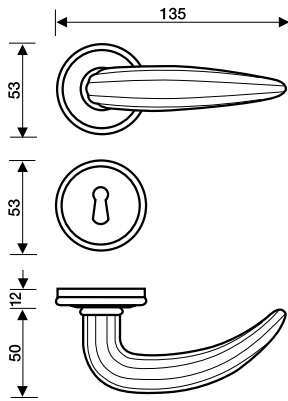


Materiale  
Ottone

Material  
Brass

## H 331

Maniglia per porta  
Door handle



Cromsatin  
Satin chrome

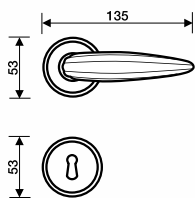


Oro  
Brass

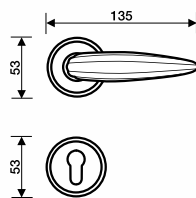
Serie prodotta  
solo a richiesta con  
quantitativi minimi  
d'ordine

Series manufactured  
upon request only  
for minimum  
quantities

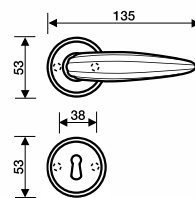
### H 331 R7 - H 331 R8



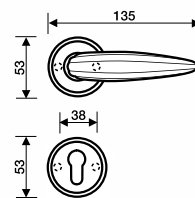
### H 331 R7 Y - H 331 R8 Y



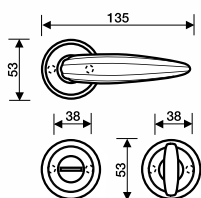
### H 331 RG8/8.5



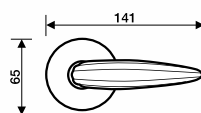
### H 331 RG8/8.5 Y



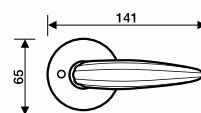
### H 331 RG6 - 7 - 8 BZG



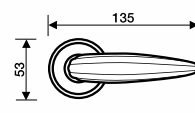
### H 331 RP Passage



### H 331 RP Privacy



### H 331 R SB





**Materiale**  
Ottone

**Material**  
Brass

**Finitura**  
Cromsatin  
Oro

**Finish**  
Satin chrome  
Brass

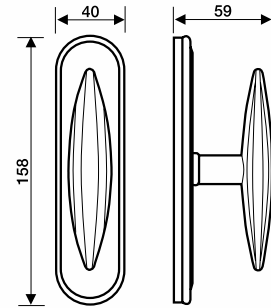


**H 331 F**

**Maniglia per finestra**  
Window handle

**Movimenti**  
Movements

Gratz  
Gratz CP  
Gratz/7  
Martellina



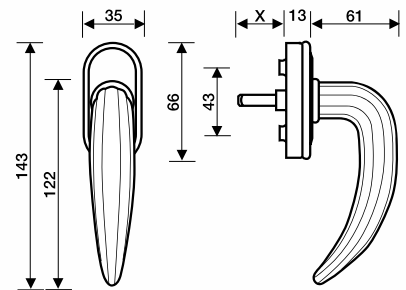
**H 331 F RS**

**Maniglia per finestra**  
Window handle

**Movimento**  
4 scatti

Movement  
4 click positions

X = 27-30-35-41-50 mm



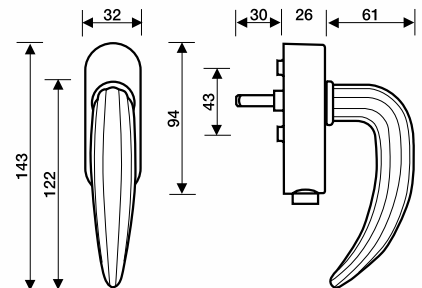
H 331 F RS

**H 331 F SER**

**Maniglia per finestra**  
Window handle

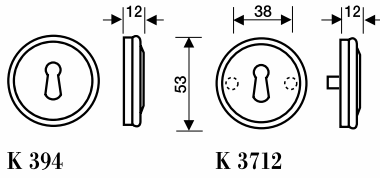
**Movimento**  
4 scatti con chiave

Movement  
4 click positions with key



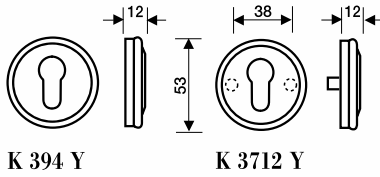
H 331 F SER

<b>Materiale Ottone</b>	Material Brass
<b>Finitura Cromsatin Oro</b>	Finish Satin chrome Brass



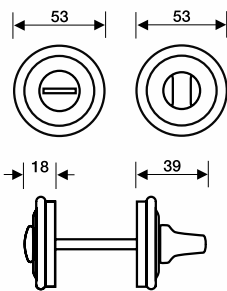
**K 394 - K 3712**

**Bocchetta foro normale**  
Standard hole escutcheon



**K 394 Y - K 3712 Y**

**Bocchetta foro cilindro**  
Euro-profile hole escutcheon



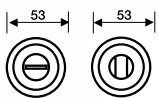
**K 398**

**Chiusura privacy BZG**  
Bathroom privacy set

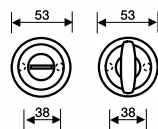


**K 398 R6 - 7 - 8 BZG**

**K 398 R6 - 7 - 8 BZG**



**K 398 RG6 - 7 - 8 BZG**



**K 398 RG6 - 7 - 8 BZG**



Gregotti Associati    da sinistra/from left:  
Augusto Cagnardi  
Pierluigi Cerri  
Vittorio Gregotti

La Gregotti Associati è una società di progettazione qualificata nella progettazione architettonica ed urbanistica, nel disegno industriale e nella grafica.

I partner della Gregotti Associati che hanno collaborato alla definizione dei progetti erano Augusto Cagnardi, Pierluigi Cerri e Vittorio Gregotti.


L'attività si estende su di un campo molto ampio grazie ai diversi apporti dei partners ed alla specializzazione dei collaboratori. Si esprime attraverso le progettazioni architettoniche di grande scala ed i piani urbanistici generali e di dettaglio commissionati prevalentemente dalle amministrazioni pubbliche, così come attraverso la progettazione di interventi, di interni, di allestimenti e la progettazione grafica, l'immagine coordinata, il design commissionati da privati e da società industriali.

Gregotti Associati is a highly qualified company handling projects in architectural and urban development, in industrial design and in graphics.

The partners of Gregotti Associati who co-operated in developing the projects were Augusto Cagnardi, Pierluigi Cerri and Vittorio Gregotti.

Their activity ranges over a very wide field thanks to the different partners' contributions and to the specialization of their co-operators.

Their work is expressed through architectural projects on a large scale and in general and detailed urban plans commissioned especially by public administrations as well as through reconstruction, interior projects, fittings and graphic planning, in coordinated images and designs commissioned by private individuals and by industrial companies.






Fusital

**H 35**

Serie Due G design Gregotti Associati



# H 35

Serie Due G design Gregotti Associati

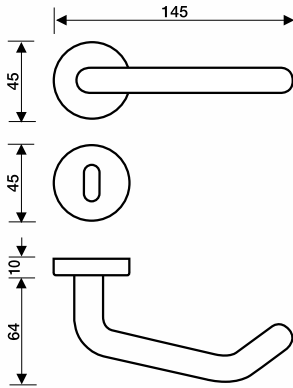


Materiale  
Ottone

Material  
Brass

## H 35

Maniglia per porta  
Door handle



Oro  
Brass



Cromo  
Chrome

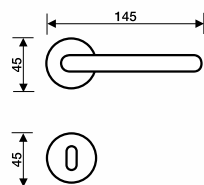


Cromsatin  
Satin chrome

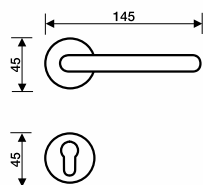
Serie prodotta  
solo a richiesta con  
quantitativi minimi  
d'ordine

Series manufactured  
upon request only  
for minimum  
quantities

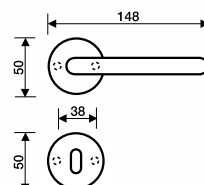
### H 35 R7 - H 35 R8



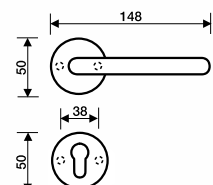
### H 35 R7 Y - H 35 R8 Y



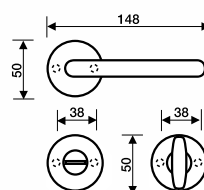
### H 35 RC8/8.5



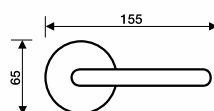
### H 35 RC8/8.5 Y



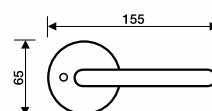
### H 35 RG6 - 7 - 8 BZG



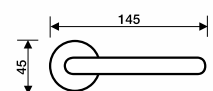
### H 35 RP Passage



### H 35 RP Privacy



### H 35 R SB



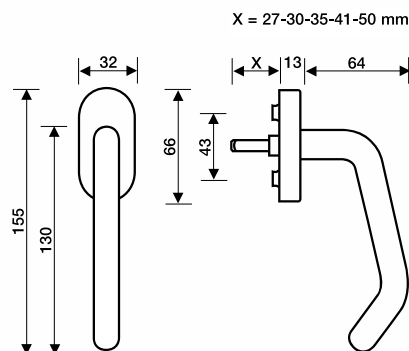
Serie **Due G** design Gregotti Associati

<b>Materiale</b> Ottone	Material Brass
<b>Finitura</b> Oro Cromo Cromsatin	Finish Brass Chrome Satin chrome



**H 35 F RS**  
Maniglia per finestra  
Window handle

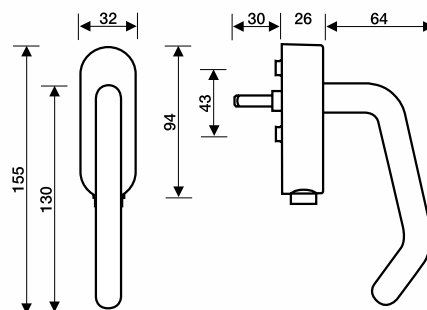
**Movimento**  
4 scatti  
Movement  
4 click positions



H 35 F RS

**H 35 F SER**  
Maniglia per finestra  
Window handle

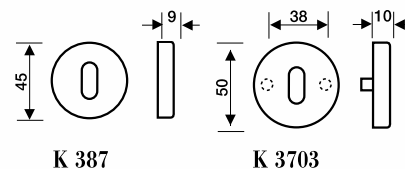
**Movimento**  
4 scatti con chiave  
Movement  
4 click positions with key



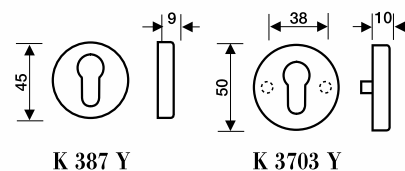
H 35 F SER



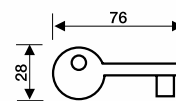
**K 387 - K 3703**  
Bocchetta foro normale



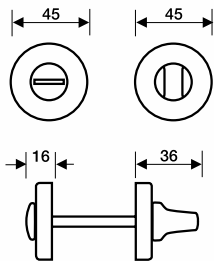
**K 387 Y - K 3703 Y**  
Bocchetta foro cilindro  
Euro-profile hole escutcheon



**M 364**  
Chiave per porta  
Door key



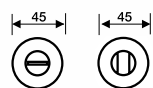
<b>Materiale Ottone</b>	Material Brass
<b>Finitura Oro Cromo Cromsatin</b>	Finish Brass Chrome Satin chrome



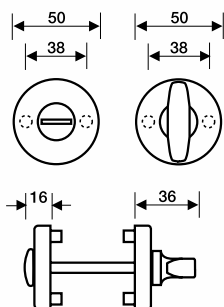
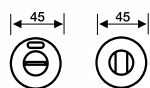
**K 382**  
Chiusura privacy BZG  
Bathroom privacy set



**K 382 R6 - 7 - 8 BZG**



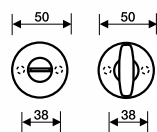
**K 382 RS6 - 7 - 8 BZG**



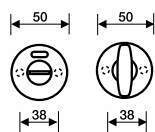
**K 389**  
Chiusura privacy BZG  
Bathroom privacy set



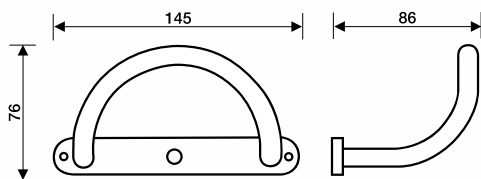
**K 389 RG6 - 7 - 8 BZG**



**K 389 RS G6 - 7 - 8 BZG**



<b>Finitura Oro</b>	Finish Brass
-------------------------	-----------------



**E 39**  
Portabito  
Coat hook







Fusital

## H 33

Serie Otto G design Gregotti Associati



# H 33

Serie Otto G design Gregotti Associati

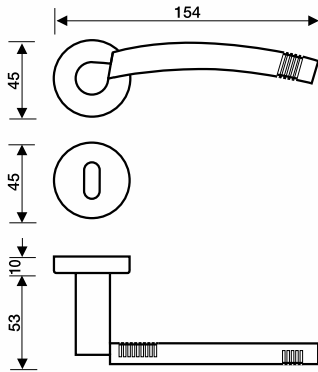


Materiale  
Ottone

Material  
Brass

## H 33

Maniglia per porta  
Door handle



Oro  
Brass

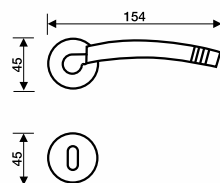


Cromo  
Chrome

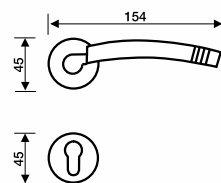


Cromsatin  
Satin chrome

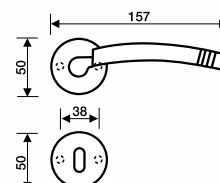
### H 33 R7 - H 33 R8



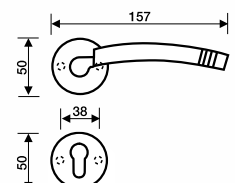
### H 33 R7 Y - H 33 R8 Y



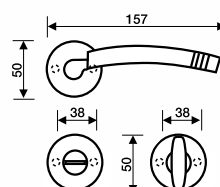
### H 33 RC8/8.5



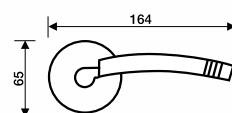
### H 33 RC8/8.5 Y



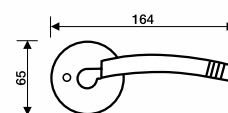
### H 33 RG6 - 7 - 8 BZG



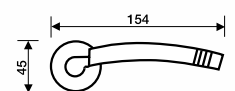
### H 33 RP Passage



### H 33 RP Privacy



### H 33 R SB



<b>Materiale</b> Ottone	Material Brass
<b>Finitura</b> Oro Cromo Cromsatin	Finish Brass Chrome Satin chrome

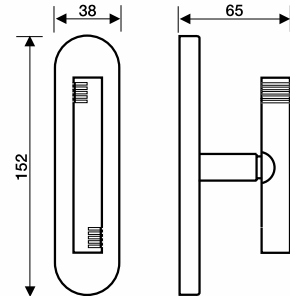


### H 33 F

Maniglia per finestra  
Window handle

Movimenti  
Movements

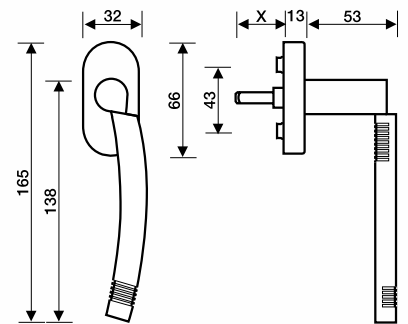
Gratz  
Gratz CP  
Gratz/7  
Martellina



### H 33 F RS

Maniglia per finestra  
Window handle

Movimento  
4 scatti  
Movement  
4 click positions



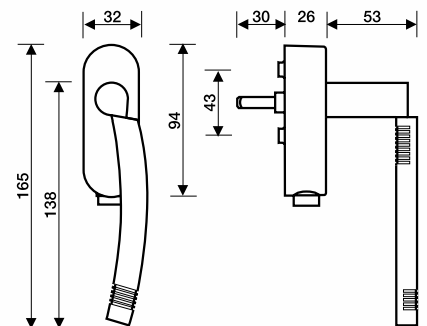
H 33 F RS

X = 27-30-35-41-50 mm

### H 33 F SER

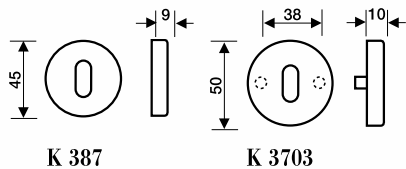
Maniglia per finestra  
Window handle

Movimento  
4 scatti con chiave  
Movement  
4 click positions with key



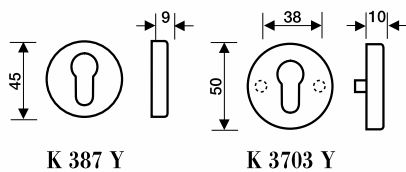
H 33 F SER

<b>Materiale</b> Ottone	Material Brass
<b>Finitura</b> Oro Cromo Cromsatin	Finish Brass Chrome Satin chrome



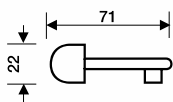
**K 387 - K 3703**

**Bocchetta foro normale**  
Standard hole escutcheon



**K 387 Y - K 3703 Y**

**Bocchetta foro cilindro**  
Euro-profile hole escutcheon



**M 362**

**Chiave per porta**  
Door key

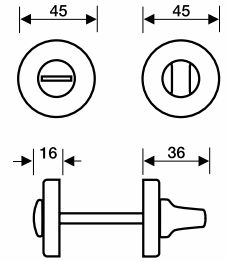


Serie **Otto G** design Gregotti Associati

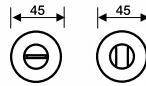
<b>Materiale</b> Ottone	Material Brass
<b>Finitura</b> Oro Cromo Cromsatin	Finish Brass Chrome Satin chrome



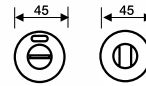
**K 382**  
Chiusura privacy BZG  
Bathroom privacy set



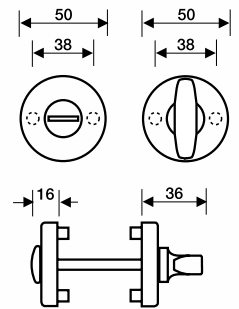
**K 382 R6 - 7 - 8 BZG**



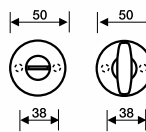
**K 382 RS6 - 7 - 8 BZG**



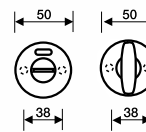
**K 389**  
Chiusura privacy BZG  
Bathroom privacy set



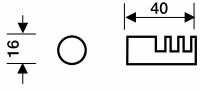
**K 389 RG6 - 7 - 8 BZG**



**K 389 RS G6 - 7 - 8 BZG**

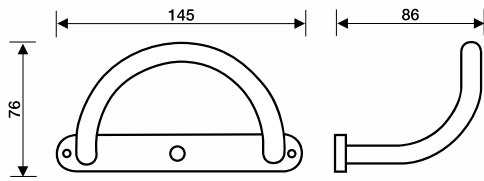


<b>Materiale Ottone</b>	Material Brass
<b>Finitura Oro Cromo Cromsatin</b>	Finish Brass Chrome Satin chrome



**E 38**

Gancio  
Hook



**E 39**

Portabito  
Coat hook





Zaha Hadid

Zaha Hadid è un architetto che si spinge costantemente ai confini tra architettura e design urbano. Nel suo lavoro sperimenta nuovi concetti spaziali che intensificano i paesaggi urbani esistenti nella ricerca di un'estetica visionaria comprendente tutti i campi del design, dalla scala urbana ai prodotti, agli interni ed ai mobili. Meglio nota per le sue opere seminali nel campo dell'architettura (Stazione dei Vigili del Fuoco di Vitra, Land Formation-One, Trampolino da salto di Bergisel, Stazione tranviaria di Strasburgo, il Rosenthal Centre for Contemporary Art a Cincinnati, L'Edificio centrale BMW a Lipsia, gli interni dell'Hotel Puerta America a Madrid, L'estensione del Museo Ordrupgaard a Copenhagen, ed il Phaeno Science Center a Wolfsburg), i suoi interessi principali al impegnano simultaneamente sia nell'esercizio pratico della sua professione sia nell'insegnamento e nella ricerca.

Zaha Hadid is an architect who consistently pushes the boundaries of architecture and urban design. Her work experiments with new spatial concepts intensifying existing urban landscape in the pursuit of a visionary aesthetic that encompasses all fields of design, ranging from urban scale through to products, interiors and furniture. Best known for her seminal built works (Vitra Fire Station, Land Formation-One, Bergisel Ski-Jump, Strasbourg Tram Station, the Rosenthal Centre for Contemporary Art in Cincinnati, the BMW Central Building in Leipzig, the Hotel Puerta America (interior) in Madrid, the Ordrupgaard Museum Extension in Copenhagen, and the Phaeno Science Center in Wolfsburg, her central concerns involve a simultaneous engagement in practice, teaching and research.






Fusital

## H 356

Serie ZH Duemilacinque design Zaha Hadid con Woody Yao



# H 356

Serie ZH Duemilacinque design Zaha Hadid con Woody Yao

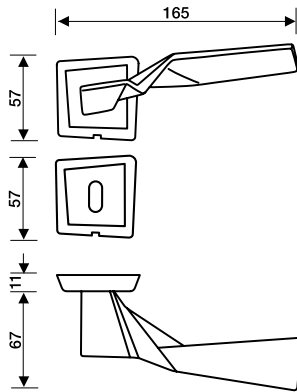


Materiale  
Nikrall Lega Zama  
UNI 3717

Material  
Nikrall Lega Zama  
UNI 3717

## H 356

Maniglia per porta  
Door handle

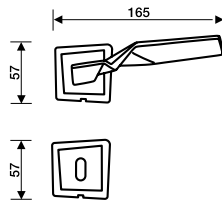


Cromsatin  
Satin chrome

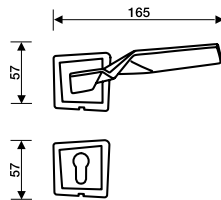


Cromo  
Chrome

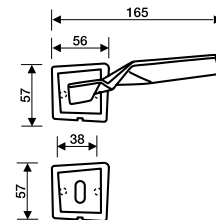
### H 356 R8



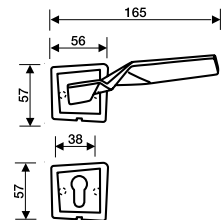
### H 356 R8 Y



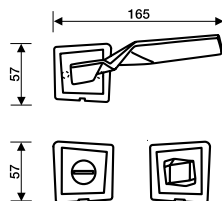
### H 356 RG8/8.5



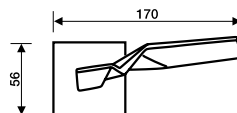
### H 356 RG8/8.5 Y



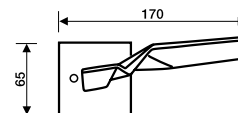
### H 356 BZC



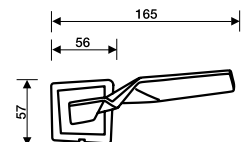
### H 356 Passage



### H 356 Privacy



### H 356 R SB



**Materiale**  
Nikrall Lega Zama  
UNI 3717

**Material**  
Nikrall Lega Zama  
UNI 3717

**Finitura**  
Cromsatin  
Cromo

**Finish**  
Satin chrome  
Chrome

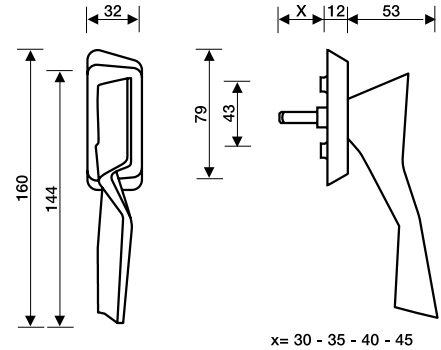


### H 356 F RS - 41

**Maniglia per finestra**  
Window handle

**Movimento**  
4 scatti

**Movement**  
4 click positions

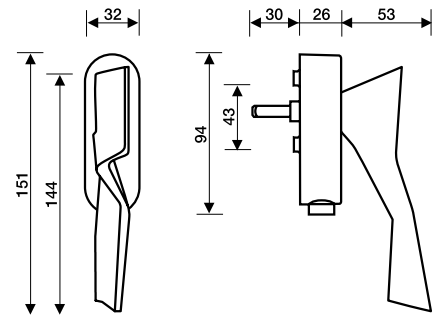


### H 356 F SER

**Maniglia per finestra**  
Window handle

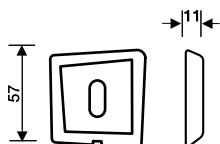
**Movimento**  
4 scatti con chiave

**Movement**  
4 click positions with key



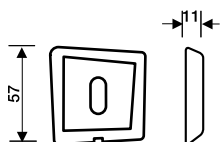
Serie **ZH Duemilacinque** design Zaha Hadid con Woody Yao

<b>Materiale</b> Nikrall Lega Zama UNI 3717	<b>Material</b> Nikrall Lega Zama UNI 3717
<b>Finitura</b> Cromsatin Cromo	<b>Finish</b> Satin chrome Chrome




**K 3024 DX**

**Bocchetta foro normale**  
Standard hole escutcheon. (right side)




**K 3024 SX**

**Bocchetta foro normale**  
Standard hole escutcheon. (left side)



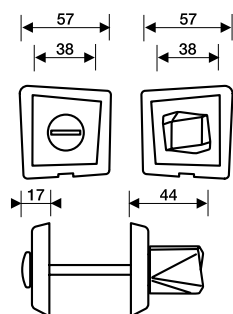
**K 3024 Y DX**

**Bocchetta foro cilindro**  
Euro-profile hole escutcheon. (right side)



**K 3024 Y SX**

**Bocchetta foro cilindro**  
Euro-profile hole escutcheon. (left side)

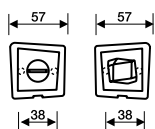


**K 3028**

**Chiusura privacy BZG**  
Bathroom privacy set



**K 3028 RG6 - 7 - 8 BZG**





Hans Kollhoff

Ciò che mi affascina è la forma essenziale delle maniglie in ferro battuto.

Da un pezzo di metallo nasce, attraverso un semplice processo artigianale, una forma scultorea dal quadro fino all'impugnatura.

Ciò corrisponde al mio pensiero morfologico nella progettazione.

La maniglia si sviluppa morfologicamente a partire da una rosetta tonda e a gradini fino all'attaccatura quadrata dell'impugnatura, la quale, assottigliandosi, diventa un rettangolo e viene sollevata, per poi girarsi infine verso l'esterno nella sezione tonda della maniglia.

Una forma completa che esprime la sua funzione in modo inequivocabile e conferisce alla mano una buona impugnatura.


Something that fascinates me is the essential form of the handle in wrought iron.

A sculptural shape from the spindle to the lever, emerges from a piece of metal, through a simple handicraft process.

This corresponds to my morphologic thought in designing.

The handle develops morphologically from a round rosette, gradually becoming a rectangle that curves upwards and turns to the outside towards the round section of the handle.

A complete shape that expresses its function unequivocally and offers a good grip to the hand.






Fusital

## H 341

Serie HK2 Duemila design Hans Kollhoff



# H 341

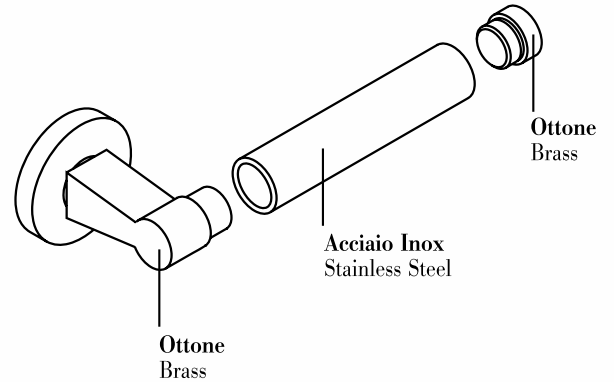
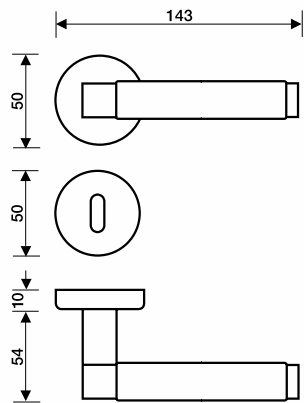
Serie HK2 Duemila design Hans Kollhoff

Materiale  
Ottone/  
Acciaio Inox AISI 316 L

Material  
Brass/  
Stainless Steel AISI 316 L

## H 341

Maniglia per porta  
Door handle

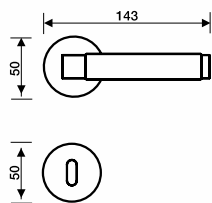


Cromo / Inox satinato  
Chrome/Satin Stainless Steel

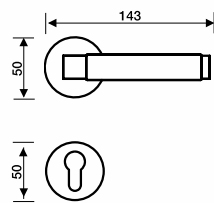
H 5017  
Serie Gottardo

Acciaio Inox  
Stainless Steel

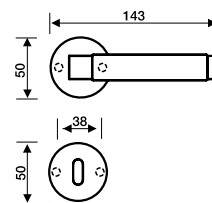
### H 341 R7 - H 341 R8



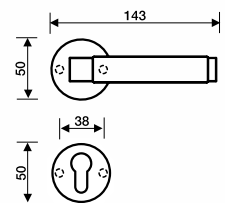
### H 341 R7 Y - H 341 R8 Y



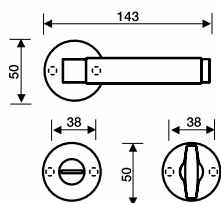
### H 341 RG8/8.5



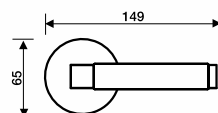
### H 341 RG8/8.5 Y



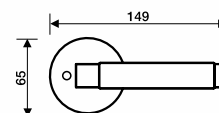
### H 341 RG6 - 7 - 8 BZC



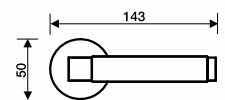
### H 341 RP Passage



### H 341 RP Privacy



### H 341 R SB





<b>Materiale</b> Ottone/ Acciaio Inox AISI 316 L	<b>Material</b> Brass/ Stainless Steel AISI 316 L
--	---

<b>Finitura</b> Cromo/ Inox satinato	<b>Finish</b> Chrome/ Satin Stainless Steel
--	---

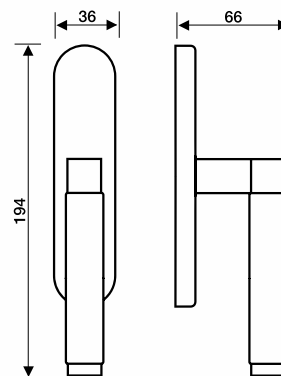


**H 341 F**

**Maniglia per finestra**  
Window handle

**Movimenti**  
Movements

Gratz  
Gratz CP  
Gratz/7  
Martellina

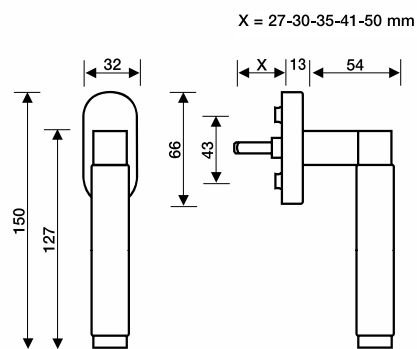


**H 341 F RS**

**Maniglia per finestra**  
Window handle

**Movimento**  
4 scatti

Movement  
4 click positions



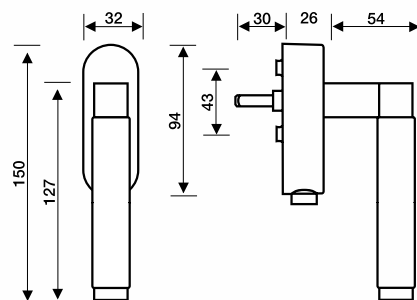
H 341 F RS

**H 341 F SER**

**Maniglia per finestra**  
Window handle

**Movimento**  
4 scatti con chiave

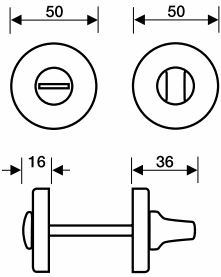
Movement  
4 click positions with key



H 341 F SER

**Materiale  
Ottone**      Material  
Brass

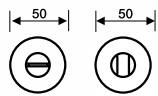
**Finitura  
Cromo**      Finish  
Chrome



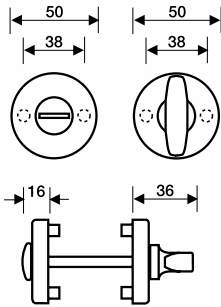
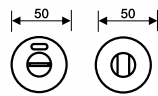
**K 382 50**  
Chiusura privacy BZG  
Bathroom privacy set



**K 382 50 R6 - 7 - 8 BZG**



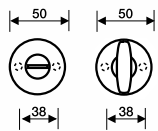
**K 382 50 RS6 - 7 - 8 BZG**



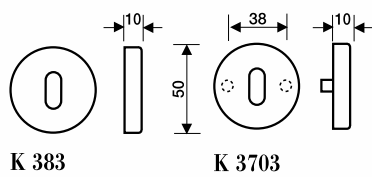
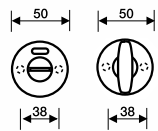
**K 389**  
Chiusura privacy BZG  
Bathroom privacy set



**K 389 RG6 - 7 - 8 BZG**



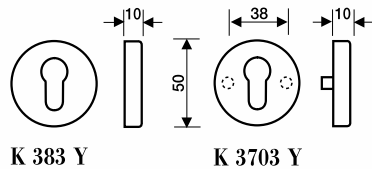
**K 389 RS G6 - 7 - 8 BZG**



**K 383**

**K 3703**

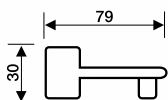
**K 383 - K 3703**  
Bocchetta foro normale  
Standard hole escutcheon



**K 383 Y**


**K 3703 Y**

**K 383 Y - K 3703 Y**  
Bocchetta foro cilindro  
Euro-profile hole escutcheon



**M 391**  
Chiave per porta  
Door key





Yoshimi Kono

Yoshimi Kono è presidente della Kono Designs, una società di design con sede a New York City.

In precedenza è stato socio dello studio Vignelli Associates in qualità di designer di interni, di grafica e di prodotti.

Yoshimi Kono è nato in Giappone e si è laureato in architettura alla Tama Art University di Tokyo nel 1981.

Ha lavorato come designer presso lo Studio 80 di Tokyo con Shigeru Uchida e nel 1984 fu promosso capo designer.

Ha lavorato a numerosi progetti tra cui showrooms per Artemide e Poltrona Frau, design di prodotti, confezioni e strumenti di supporto alla vendita, sceneggiature per la Radio Televisione Italiana, oggetti per la tavola per Sasaki Crystal e design di pubblicazioni e grafica.

Esempi dei lavori di Yoshimi Kono sono stati pubblicati in numerose riviste internazionali e tra i riconoscimenti attribuitigli ci sono i premi di Japan Display e Sign Design Associations.

Yoshimi Kono is president of Kono Designs, a New York City based design firm.


He was previously a partner at Vignelli Associates working as a product, graphic and interior designer.

Mr. Kono was born in Japan and received a degree in architecture at Tama Art University in Tokyo in 1981.

He joined Shigeru Uchida at Studio 80 in Tokyo as a designer and in 1984 he was promoted chief designer.

He has worked on a wide range of projects including showrooms for Artemide and Poltrona Frau, product, packaging and retail design, set design for Radio Televisione Italiana, Sasaki Crystal tableware and design in the field of graphic and publications.

Examples of Mr. Kono's work have appeared in numerous international publications, and his honors include awards from the Japan Display and Sign Design Associations





Fusital

## H 338

Serie YK Duemila design Yoshimi Kono



# H 338

Serie YK Duemila design Yoshimi Kono

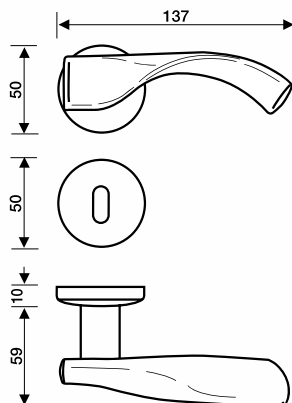


Materiale  
Ottone

Material  
Brass

## H 338

Maniglia per porta  
Door handle

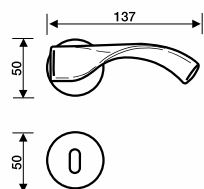


**Cromsatin**  
Satin chrome

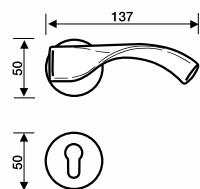


**Orsatin**  
Satin brass

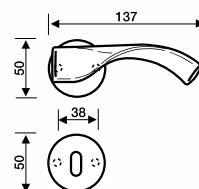
### H 338 R7 - H 338 R8



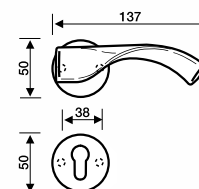
### H 338 R7 Y - H 338 R8 Y



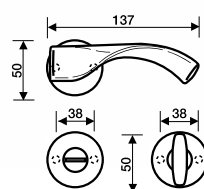
### H 338 RC8/8.5



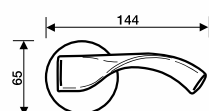
### H 338 RC8/8.5 Y



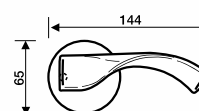
### H 338 RG6 - 7 - 8 BZG



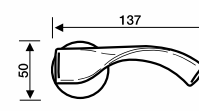
### H 338 RP Passage



### H 338 RP Privacy



### H 338 R SB



Serie YK Duemila design Yoshimi Kono

<b>Materiale</b> Ottone	Material Brass
<b>Finitura</b> Cromsatin Orsatin	Finish Satin chrome Satin brass

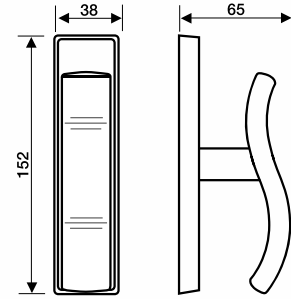


**H 338 F**

Maniglia per finestra  
Window handle

Movimenti  
Movements

Gratz  
Gratz CP  
Gratz/7  
Martellina

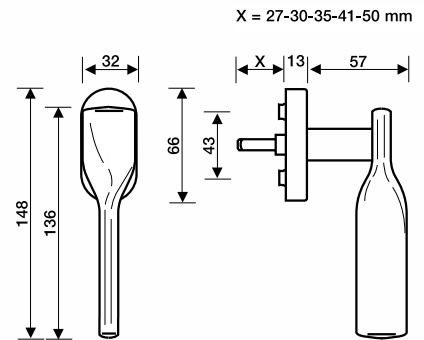


**H 338 F RS**

Maniglia per finestra  
Window handle

Movimento  
4 scatti

Movement  
4 click positions



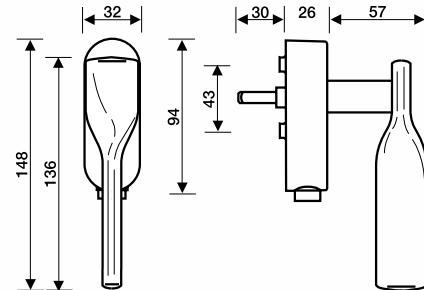
H 338 F RS

**H 338 F SER**

Maniglia per finestra  
Window handle

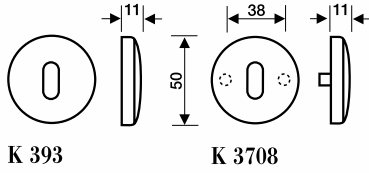
Movimento  
4 scatti con chiave

Movement  
4 click positions with key



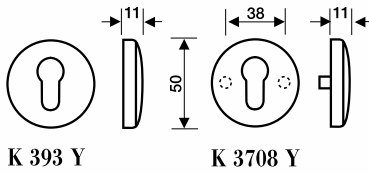
H 338 F SER

<b>Materiale Ottone</b>	Material Brass
<b>Finitura Cromsatin Orsatin</b>	Finish Satin chrome Satin brass



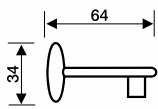
**K 393 - K 3708**

Bocchetta foro normale  
Standard hole escutcheon



**K 393 Y - K 3708 Y**

Bocchetta foro cilindro  
Euro-profile hole escutcheon



**M 374**

Chiave per porta  
Door key



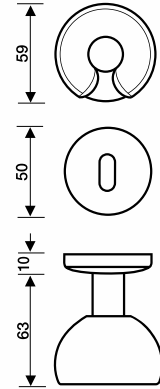


Serie YK Duemila design Yoshimi Kono

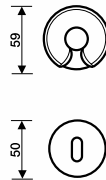
<b>Materiale</b> Ottone	<b>Material</b> Brass
<b>Finitura</b> Cromsatin Orsatin	<b>Finish</b> Satin chrome Satin brass



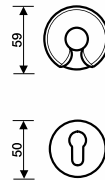
**K 331**  
Pomolo per porta  
Doorknob



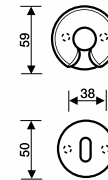
**K 331 R**



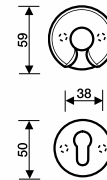
**K 331 R Y**



**K 331 RG**



**K 331 RG Y**



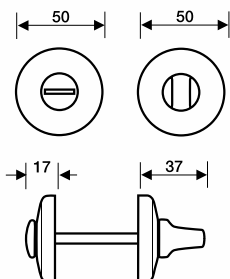
Dispositivi di fissaggio da ordinare a parte  
Fixings to be ordered separately

**Materiale**  
Ottone

**Material**  
Brass

**Finitura**  
Cromsatin  
Orsatin

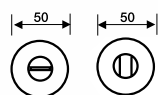
**Finish**  
Satin chrome  
Satin brass



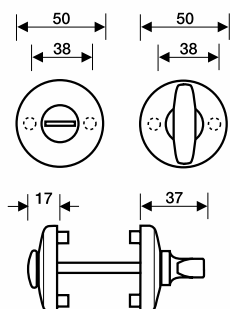
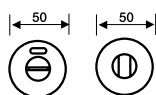
**K 3004**  
Chiusura privacy BZG  
Bathroom privacy set



**K 3004 R6 - 7 - 8 BZG**



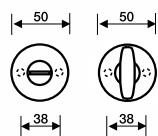
**K 3004 RS6 - 7 - 8 BZG**



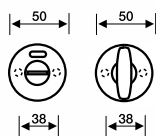
**K 3714**  
Chiusura privacy BZG  
Bathroom privacy set




**K 3714 RG6 - 7 - 8 BZG**



**K 3714 RS G6 - 7 - 8 BZG**





Leon Krier

**Ho disegnato questa maniglia affinché appartenga allo stesso modo alla porta e alla mano dell'uomo.**

**Un oggetto che induce desiderio ad impugnarlo e sentirlo nella mano anche se non c'è l'effettiva necessità di aprire la porta o chiudere la finestra.**

I designed this door handle so that it equally belongs to the door and the human hand.

An object which you are drawn to hold in your hand even if there were no need to open a door or close a window.

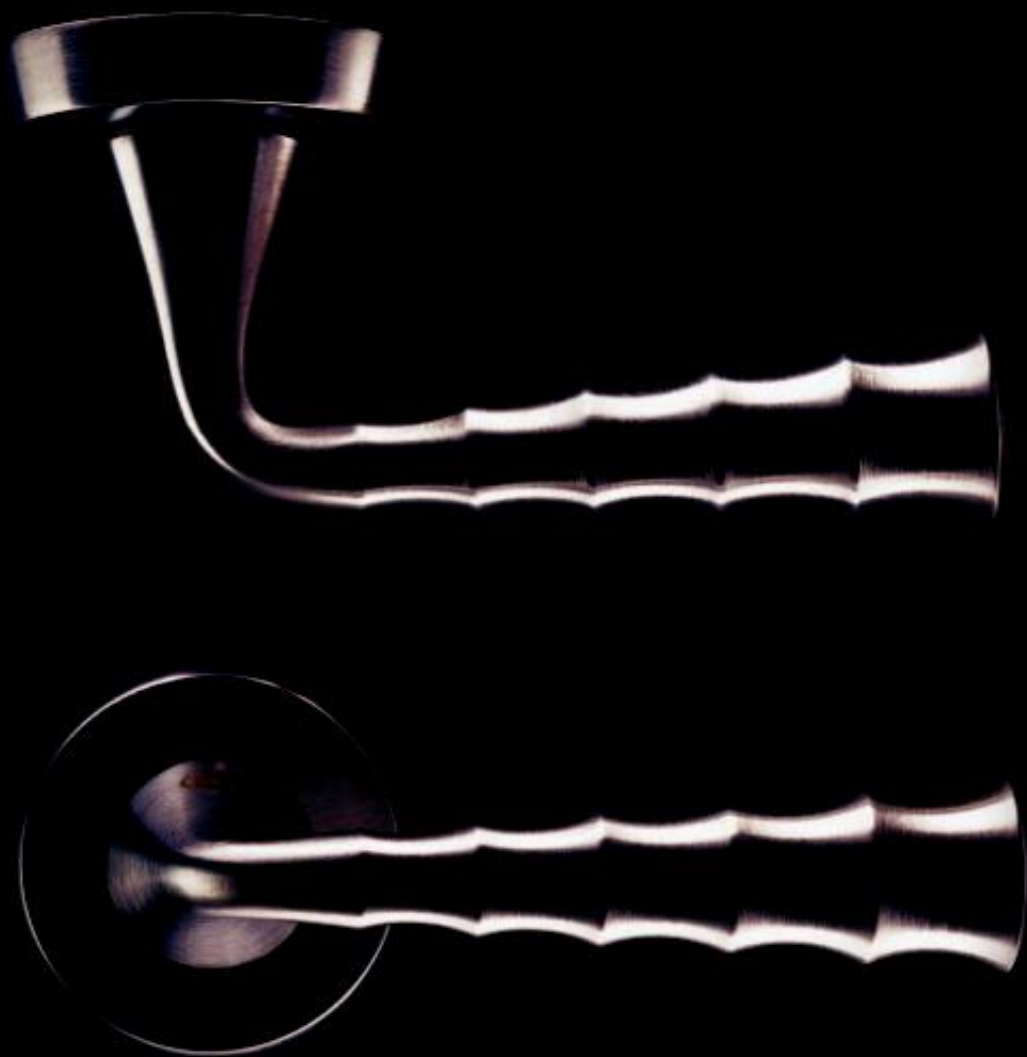




Fusital

## H 345

Serie LK Duemilauno design Leon Krier



# H 345

Serie LK Duemilauno design Leon Krier

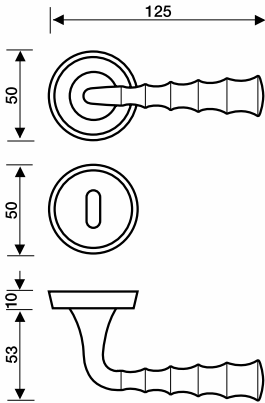


Materiale  
Ottone

Material  
Brass

## H 345

Maniglia per porta  
Door handle

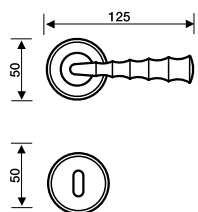


Cromsatin  
Satin chrome

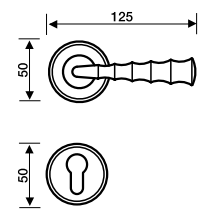


Brunito  
Burnished

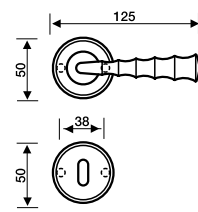
### H 345 R7 - H 345 R8



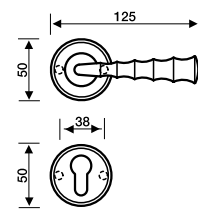
### H 345 R7 Y - H 345 R8 Y



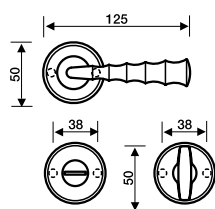
### H 345 RG8/8.5



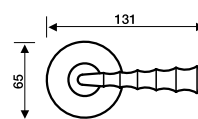
### H 345 RG8/8.5 Y



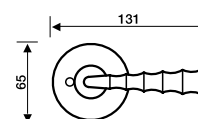
### H 345 RC6 - 7 - 8 BZG



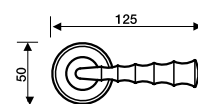
### H 345 RP Passage



### H 345 RP Privacy



### H 345 R SB



<b>Materiale</b> Ottone	Material Brass
<b>Finitura</b> Cromsatin Brunito	Finish Satin chrome Burnished

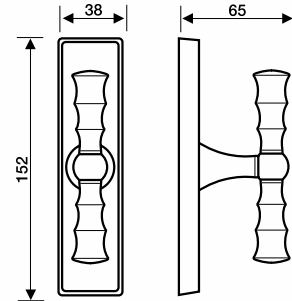


### H 345 F

Maniglia per finestra  
Window handle

Movimenti  
Movements

Gratz  
Gratz CP  
Gratz/7  
Martellina

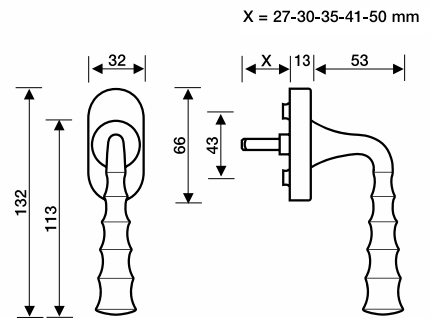


### H 345 F RS

Maniglia per finestra  
Window handle

Movimento  
4 scatti

Movement  
4 click positions



H 345 F RS

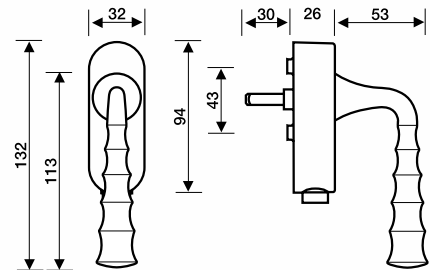
### H 345 F SER

Maniglia per finestra  
Window handle

Movimento

4 scatti con chiave

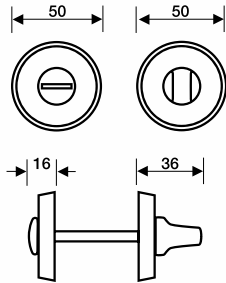
Movement  
4 click positions with key



H 345 F SER

X = 27-30-35-41-50 mm

<b>Materiale</b> Ottone	Material Brass
<b>Finitura</b> Cromsatin Brunito	Finish Satin chrome Burnished

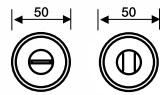


**K 3010**  
Chiusura privacy BZG  
Bathroom privacy set

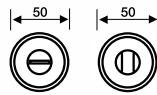


**K 3010 R6 - 7 - 8 BZG**

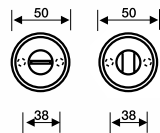
**K 3010 R6 - 7 - 8 BZG**



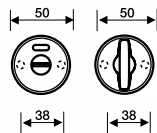
**K 3010 RS6 - 7 - 8 BZG**



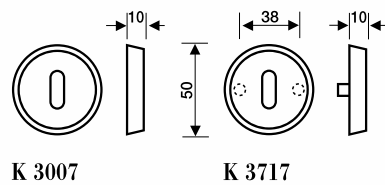
**K 3010 RC6 - 7 - 8 BZG**



**K 3010 RGS6 - 7 - 8 BZG**



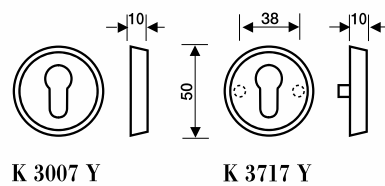
**K 3010 RG6 - 7 - 8 BZG**



**K 3007**

**K 3717**

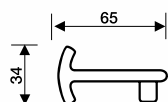
**K 3007 - K 3717**  
Bocchetta foro normale  
Standard hole escutcheon



**K 3007 Y**

**K 3717 Y**

**K 3007 Y - K 3717 Y**  
Bocchetta foro cilindro  
Euro-profile hole escutcheon



**M 393**  
Chiave per porta  
Door key







Chi Wing Lo

Nato nel 1954 a Hong Kong. Chi Wing Lo ha studiato architettura all'Università di Toronto e all'Università di Harvard.

In seguito ha insegnato presso la Syracuse University, N.Y. Membro presso la Akademie Schloss Solitude a Stoccarda nel 1991.

Attualmente ha uno studio associato con Panagiota Davladi ad Atene.

Molti dei suoi progetti di architettura e design hanno ricevuto premi, sono stati esposti e pubblicati a livello internazionale. Dagli oggetti immaginari To Kardizu nel 1992 agli oggetti di Iro e ai mobili disegnati per Giorgetti S.p.a. a Milano dal 1994, Chi Wing Lo trae molta della sua aspirazione dalla resistenza al tempo.

Lottare per una sintesi del passato e del presente, familiare ed enigmatico, reale ed immaginario,

Chi Wing Lo pensa che questa precisione ambivalente possa aiutare un progetto a farsi largo tra le inutili correnti del tempo.

Questo ottimismo pervade tutte le opere proposte da Chi Wing Lo e Davladi ad Atene: the New Acropolis Museum 1990, the Library of Athens 1994, the Five Fountain Pillars for Piraios 1997, the Unification of Syntagma Square 1998 e più recentemente un ossario nell'Arcadia rurale e un castello fortificato nella città di Atene.

Born in Hong Kong in 1954, Chi Wing Lo studied architecture at the University of Toronto and Harvard University. Subsequently, he taught at Syracuse University N.Y. and later was a member at the Akademie Schloss Solitude in Stuttgart in 1991. Presently, he has a practice with Panagiota Davladi based in Athens.

Many of their architectural and design works have been awarded, exhibited, and published internationally.

From the imaginary objects in To Kardizu 1992 to objects of Iro and furnitures designed for Giorgetti S.p.A. in Milan since 1994, Chi Wing Lo gathers much of his inspiration for the resistance to time.

Striving for a synthesis of past and present, familiar and enigmatic, real and imaginary, he sees this ambivalent exactitude could help a work to cut through the drifting currents of time.


This optimism permeates all works he and Davladi have proposed for Athens: the New Acropolis Museum 1990, the Library of Athens 1994, the Five Fountain Pillars for Piraios 1997, the Unification of Syntagma Square 1998 and most recently, an ossuary in rural Arcadia and a tower-house in urban Athens.



Fusital

## H 349

Serie CWL Duemiladue design Chi Wing Lo



# H 349

Serie CWL Duemiladue design Chi Wing Lo

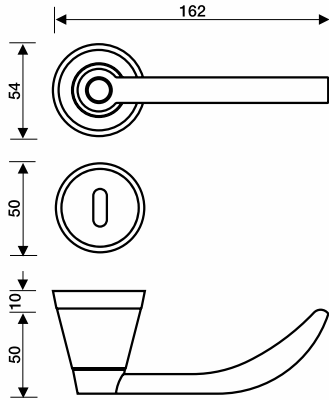


Materiale  
Ottone

Material  
Brass

## H 349

Maniglia per porta  
Door handle



Cromsatin  
Satin chrome

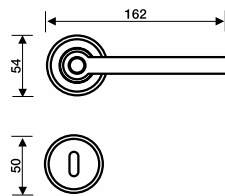


Cromsatin/Ebano  
Satin chrome/Ebony

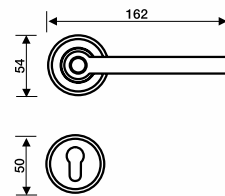
Serie prodotta  
solo a richiesta con  
quantitativi minimi  
d'ordine

Series manufactured  
upon request only  
for minimum  
quantities

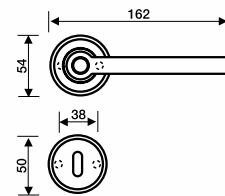
### H 349 R7 - H 349 R8



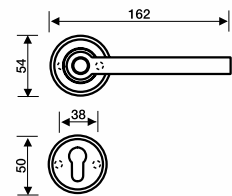
### H 349 R7 Y - H 349 R8 Y



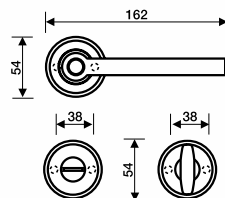
### H 349 RG8/8.5



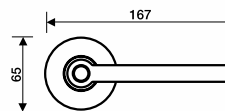
### H 349 RG8/8.5 Y



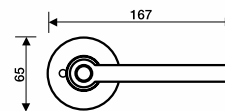
### H 349 RG6 - 7 - 8 BZG



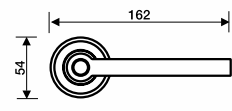
### H 349 RP Passage



### H 349 RP Privacy



### H 349 R SB



<b>Materiale</b> Ottone	Material Brass
<b>Finitura</b> Cromsatin	Finish Satin chrome

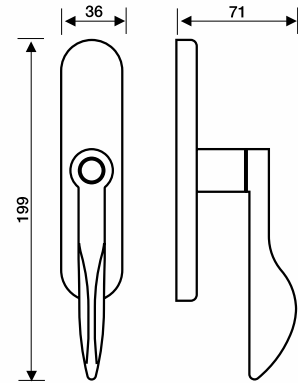


### H 349 F

Maniglia per finestra  
Window handle

Movimenti

Gratz  
Gratz CP  
Gratz/7  
Martellina



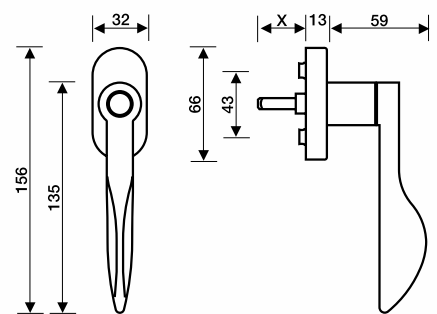
### H 349 F RS

Maniglia per finestra  
Window handle

Movimento  
4 scatti

Movement  
4 click positions

X = 27-30-35-41-50 mm



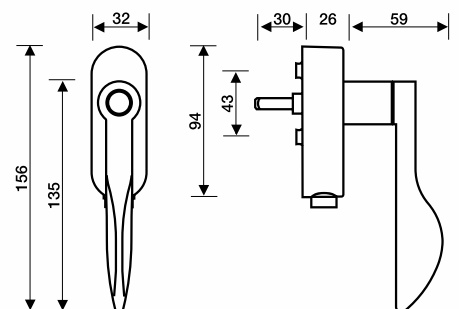
H 349 F RS

### H 349 F SER

Maniglia per finestra  
Window handle

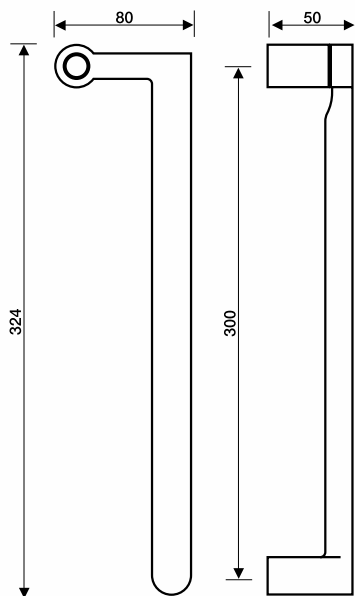
Movimento  
4 scatti con chiave

Movement  
4 click positions with key

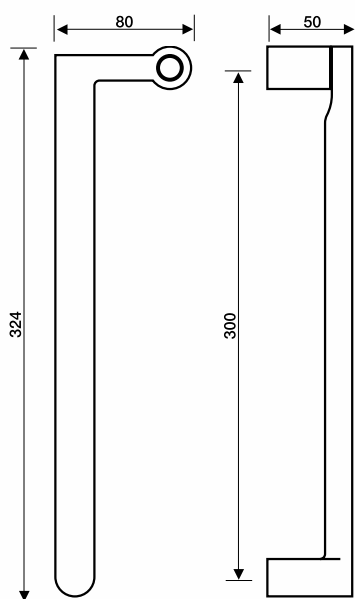


H 349 F SER

<b>Materiale</b> Ottone	<b>Material</b> Brass
<b>Finitura</b> Cromsatin	<b>Finish</b> Satin chrome



**K 357 DX**



**K 357 SX**

**K 357**  
Maniglione  
Pull handle



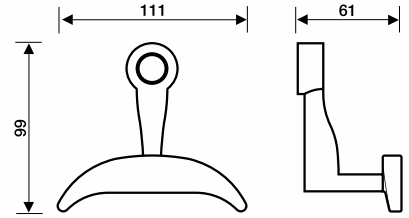
Dispositivi di fissaggio da ordinare a parte  
Fixings to be ordered separately

Serie CWL Duemiladue design Chi Wing Lo

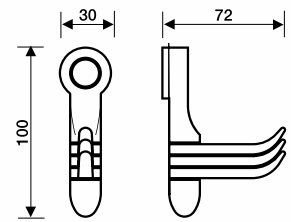
<b>Materiale</b> Ottone	Material Brass
<b>Finitura</b> Cromsatin	Finish Satin chrome



**E 349**  
Portabito  
Coat hook



**E 350**  
Portabito  
Coat hook

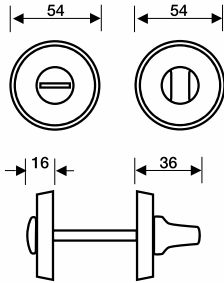


**Materiale**  
Ottone

**Material**  
Brass

**Finitura**  
Cromsatin

**Finish**  
Satin chrome

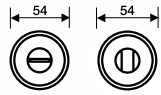


**K 3010**  
Chiusura privacy BZG  
Bathroom privacy set

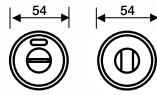


**K 3010 R6 - 7 - 8 BZG**

**K 3010 R6 - 7 - 8 BZG**

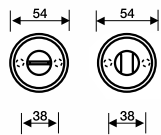


**K 3010 RS6 - 7 - 8 BZG**

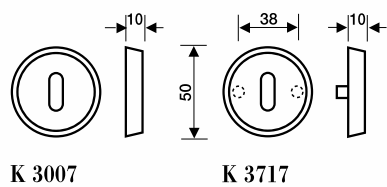
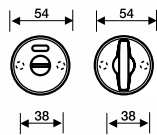


**K 3010 RG6 - 7 - 8 BZG**

**K 3010 RG6 - 7 - 8 BZG**



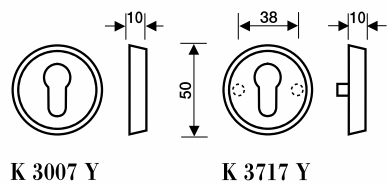
**K 3010 RGS6 - 7 - 8 BZG**



**K 3007**

**K 3717**

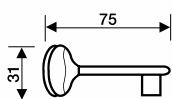
**K 3007 - K 3717**  
Bocchetta foro normale  
Standard hole escutcheon



**K 3007 Y**

**K 3717 Y**

**K 3007 Y - K 3717 Y**  
Bocchetta foro cilindro  
Euro-profile hole escutcheon



**M 384**  
Chiave per porta  
Door key








Vico Magistretti

Laureato a Milano nel 1945.  
 Nel suo studio svolge attività di architettura, urbanistica e Industrial Design.  
 Accademico di S. Luca, Honorary visiting Professor of the Royal College of Art London.  
 Gli sono stati conferiti numerosi premi tra i quali tre "Compassi d'oro" e la "Gold Medal S.I.A.D." 1985 (Society of Industrial Artist and Designers.)  
 I maggiori Musei internazionali d'Arte ospitano i suoi pezzi.

He graduated in Milan in 1945.  
 In his studio he carries out his activity of architecture, urban and industrial design.  
 Academician in San Luca, and a Honorary visiting Professor of the Royal College of Art, London.  
 He has been awarded many prizes, amongst them three "Compassi d'oro" and the "Gold Medal S.I.A.D." 1985 (Society of Industrial Artists and Designers.)  
 Most of the major international Museums of Art show samples of his work.





Fusital

## H 319

Serie VM Novantadue design Vico Magistretti



# H 319

Serie VM Novantadue design Vico Magistretti

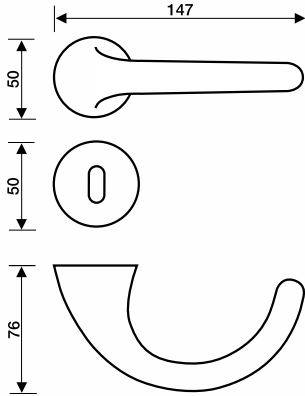


Materiale  
Ottone

Material  
Brass

## H 319

Maniglia per porta  
Door handle



Nikmatt  
Nikmatt



Cromo  
Chrome

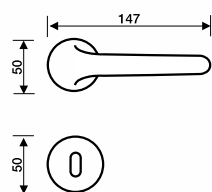


Oro  
Brass

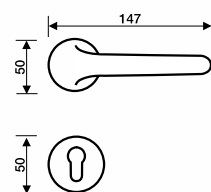
Serie prodotta  
solo a richiesta con  
quantitativi minimi  
d'ordine

Series manufactured  
upon request only  
for minimum  
quantities

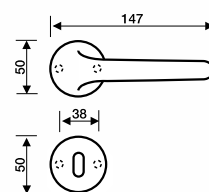
### H 319 R7 - H 319 R8



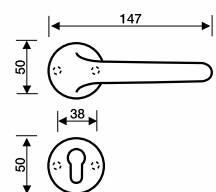
### H 319 R7 Y - H 319 R8 Y



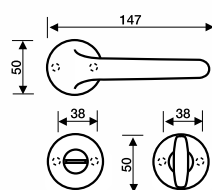
### H 319 RG8/8.5



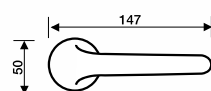
### H 319 RG8/8.5 Y



### H 319 RG6 - 7 - 8 BZG



### H 319 R SB



<b>Materiale</b> Ottone	Material Brass
<b>Finitura</b> Nikmatt Cromo Oro	Finish Nikmatt Chrome Brass

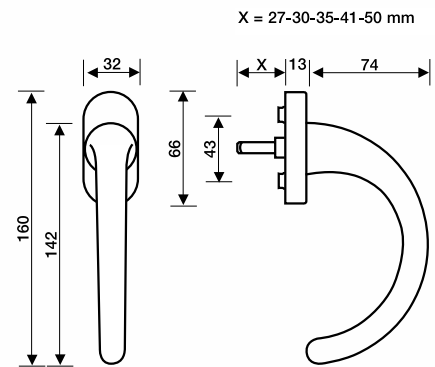


### H 319 F RS

Maniglia per finestra  
Window handle

**Movimento**  
4 scatti

Movement  
4 click positions



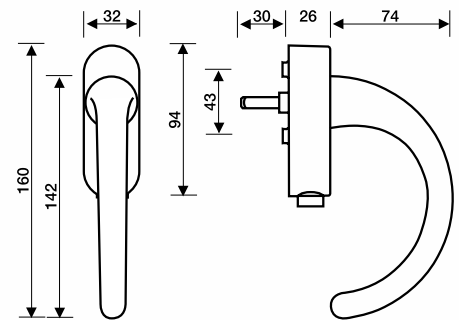
H 319 F RS

### H 319 F SER

Maniglia per finestra  
Window handle

**Movimento**  
4 scatti con chiave

Movement  
4 click positions with key

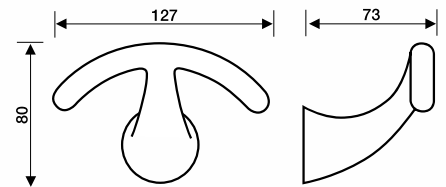


H 319 F SER



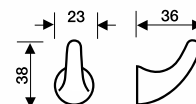
### E 334

Portabito  
Coat hook

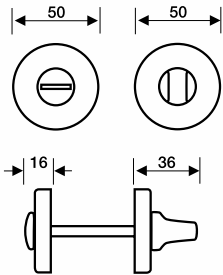


### E 335

Gancio  
Hook



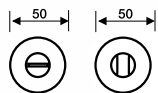
<b>Materiale</b> Ottone	Material Brass
<b>Finitura</b> Nikmatt Cromo Oro	Finish Nikmatt Chrome Brass



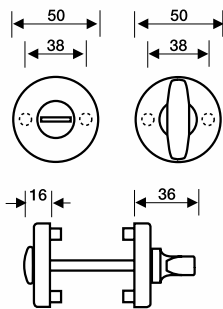
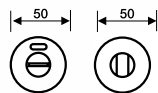
**K 382 50**  
Chiusura privacy BZG  
Bathroom privacy set



**K 382 50 R6 - 7 - 8 BZG**



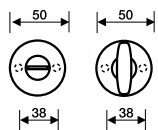
**K 382 50 RS6 - 7 - 8 BZG**



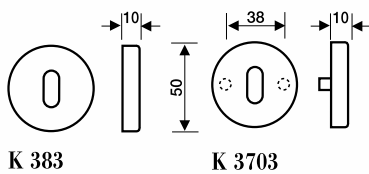
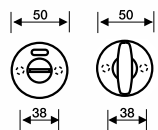
**K 389**  
Chiusura privacy BZG  
Privacy set



**K 389 RG6 - 7 - 8 BZG**



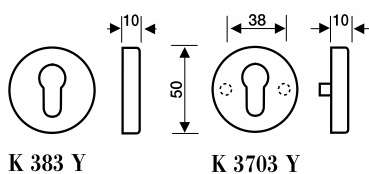
**K 389 RS G6 - 7 - 8 BZG**



**K 383**

**K 3703**

**K 383 - K 3703**  
Bocchetta foro normale  
Standard hole escutcheon



**K 383 Y**

**K 3703 Y**

**K 383 Y - K 3703 Y**  
Bocchetta foro cilindro  
Euro-profile hole escutcheon






Fusital

## H 39

Serie Quattro M design Vico Magistretti



# H 39

Serie **Quattro M** design Vico Magistretti

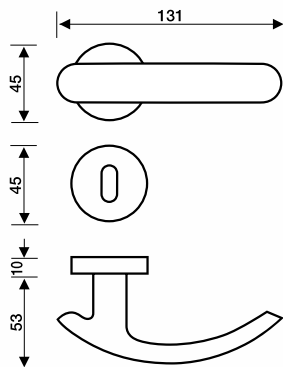


Materiale  
Ottone

Material  
Brass

## H 39

Maniglia per porta  
Door handle

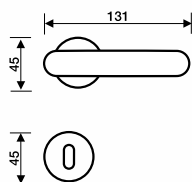


Oro  
Brass

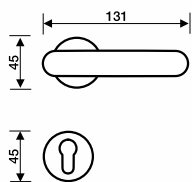
Serie prodotta  
solo a richiesta con  
quantitativi minimi  
d'ordine

Series manufactured  
upon request only  
for minimum  
quantities

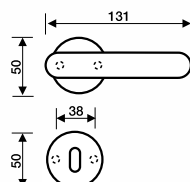
### H 39 R7 - H 39 R8



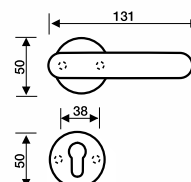
### H 39 R7 Y - H 39 R8 Y



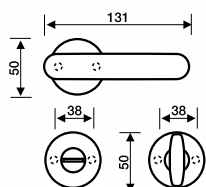
### H 39 RG8/8.5



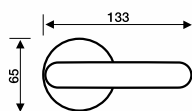
### H 39 RG8/8.5 Y



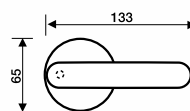
### H 39 RG6 - 7 - 8 BZG



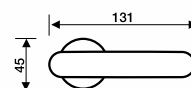
### H 39 RP Passage



### H 39 RP Privacy



### H 39 R SB





Serie **Quattro M** design Vico Magistretti

<b>Materiale</b> Ottone	Material Brass
<b>Finitura</b> Oro	Finish Brass

X = 27-30-35-41-50 mm

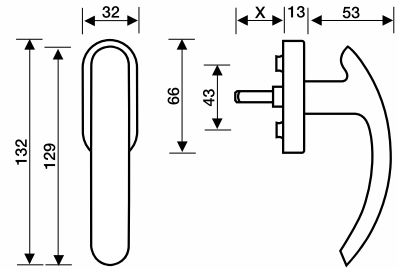


**H 39 F RS**

**Maniglia per finestra**  
Window handle

**Movimento**  
4 scatti

Movement  
4 click positions



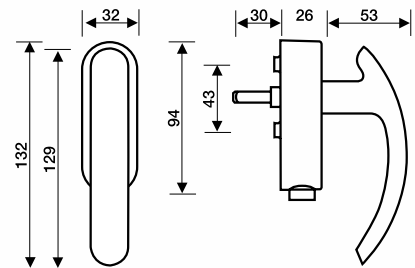
H 39 F RS

**H 39 F SER**

**Maniglia per finestra**  
Window handle

**Movimento**  
4 scatti con chiave

Movement  
4 click positions with key

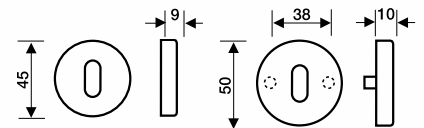


H 39 F SER



**K 387 - K 3703**

**Bocchetta foro normale**  
Standard hole escutcheon



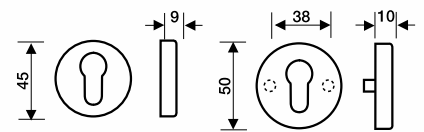
K 387

K 3703



**K 387 Y - K 3703 Y**

**Bocchetta foro cilindro**  
Euro-profile hole escutcheon



K 387 Y

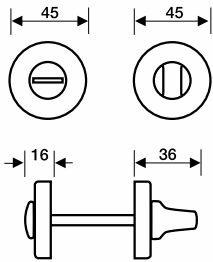
K 3703 Y

**Materiale**  
Ottone

**Material**  
Brass

**Finitura**  
Oro

**Finish**  
Brass

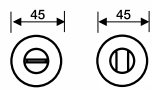


**K 382**

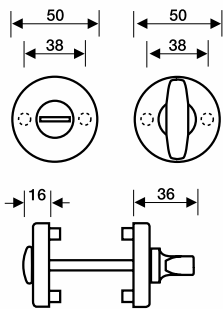
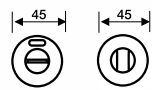
**Chiusura privacy BZG**  
Bathroom privacy set



**K 382 R6 - 7 - 8 BZG**



**K 382 RS6 - 7 - 8 BZG**

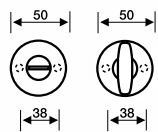


**K 389**

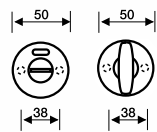
**Chiusura privacy BZG**  
Bathroom privacy set



**K 389 RG6 - 7 - 8 BZG**



**K 389 RS G6 - 7 - 8 BZG**





Angelo Mangiarotti

La serie di maniglie AM Novantadue è il risultato di una ricerca progettuale nella quale l'attenzione per gli aspetti ergonomici si traduce in una configurazione degli oggetti che esprime compiutamente i modi d'uso, anche dal punto di vista formale. Ogni maniglia, pur nella sua peculiarità, è riconducibile così all'interno di una famiglia di forme di cui la mano e la sua gestualità costituiscono la matrice generativa. La maniglia per porte richiama il profilo della mano nel gesto dell'afferrare e dello spingere verso il basso. Allo stesso modo la maniglia per finestra si adatta al pugno che si richiude su di essa per imprimerle una torsione.

The handles series AM Novantadue is the result of a research project where attention towards the ergonomic aspect is translated into a configuration of objects which gives full expression to the way in which they are used, and also to the formal view point. Each handle, with its own individuality, goes back to a family of shapes, of which the hand and its gestures form the generating matrix. The door handle recalls the profile of the hand in a gesture of grasping and of pushing downwards. In the same way, the window handle adapts itself to the fist that closes on it to impress a torsion.

*A. Mangiarotti*



Fusital

## H 318

Serie AM Novantadue design Angelo Mangiarotti



# H 318

Serie AM Novantadue design Angelo Mangiarotti

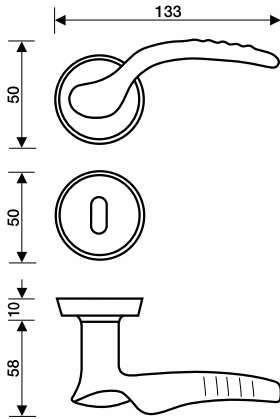


Materiale  
Ottone

Material  
Brass

## H 318

Maniglia per porta  
Door handle

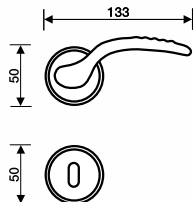


Oro  
Brass

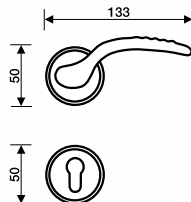
Serie prodotta  
solo a richiesta con  
quantitativi minimi  
d'ordine

Series manufactured  
upon request only  
for minimum  
quantities

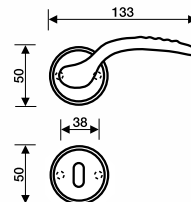
### H 318 R7 - H 318 R8



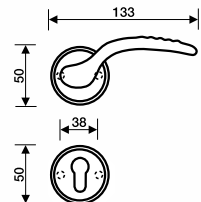
### H 318 R7 Y - H 318 R8 Y



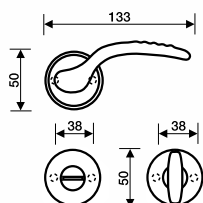
### H 318 RC8/8.5



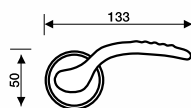
### H 318 RC8/8.5 Y



### H 318 RG6 - 7 - 8 BZG



### H 318 R SB



Materiale  
Ottone

Material  
Brass

Finitura  
Oro

Finish  
Brass



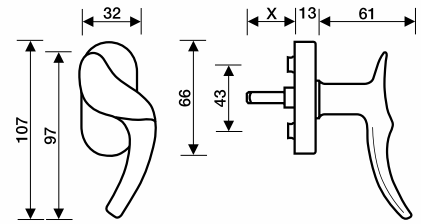
X = 27-30-35-41-50 mm

### H 318 F RS

Maniglia per finestra  
Window handle

Movimento  
4 scatti

Movement  
4 click positions



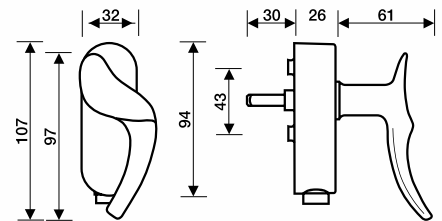
H 318 F RS

### H 318 F SER

Maniglia per finestra  
Window handle

Movimento  
4 scatti con chiave

Movement  
4 click positions with key

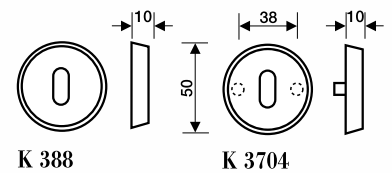


H 318 F SER



### K 388 - K 3704

Bocchetta foro normale  
Standard hole escutcheon

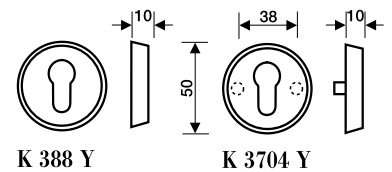


K 388

K 3704

### K 388 Y - K 3704 Y

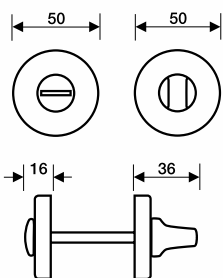
Bocchetta foro cilindro  
Euro-profile hole escutcheon



K 388 Y

K 3704 Y

<b>Materiale Ottone</b>	Material Brass
<b>Finitura Oro</b>	Finish Brass

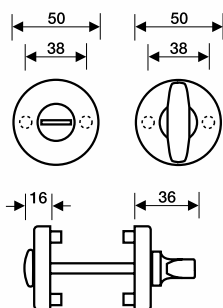
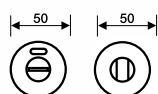
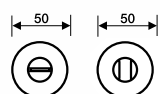


**K 382 50**  
Chiusura privacy BZG  
Bathroom privacy set



**K 382 50 R6 - 7 - 8 BZG**

**K 382 50 RS6 - 7 - 8 BZG**

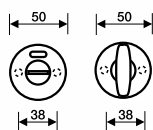
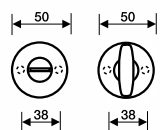


**K 389**  
Chiusura privacy BZG  
Bathroom privacy set




**K 389 RG6 - 7 - 8 BZG**

**K 389 RS G6 - 7 - 8 BZG**







Richard Meier

Coerente con il linguaggio formale che ha definito l'architettura di Richard Meier, la serie RM Novantotto - maniglia per porta, coordinati e accessori - disegnata per Fusital fonde forme

elementari, curve, rettangoli e riquadri in oggetti d'arredo concepiti sia per completare che per caratterizzare una pluralità di ambienti.

Nei colori cromo e oro l'effetto complessivo di ciascun pezzo è di perfetto equilibrio, come nella maniglia da porta, dove un'impugnatura fortemente allungata compenetra un cilindro creando, con la complicità delle superfici a specchio, un effetto quasi illusorio.

L'intersezione visiva di cerchio e rettangolo fa da mediazione tra la forma della maniglia e la porta stessa.

Sia considerati individualmente o come collezione completa, questi pezzi esprimono un design fortemente caratterizzato e piacevolezza d'uso.

La Serie RM Novantotto comprende maniglia per porta, maniglie per finestra, pomolo per porta, chiave e maniglione.

Extending the language of form that has defined Richard Meier's architecture, the RM Novantotto series for Fusital fuses elemental curves, rectangles and squares into hardware designed to both complement and enhance a variety of environments.

Finished in chrome and brass, the overall effect of each piece is one of pristine balance, as in the door handle, which fuses a dramatically extended lever to a simple cylinder, producing an almost illusionistic effect in reflective surfaces.

The visual interaction of circle and rectangle mediates between the form of the hardware and the door itself, activating the whole in subtle ways.

Taken individually or as a collection, the hardware embodies assertive design and welcoming function.

The RM Novantotto series includes door handle, window handles, door knob, key and pull handle.






Fusital

## H 335

Serie RM Novantotto design Richard Meier



# H 335

Serie RM Novantotto design Richard Meier

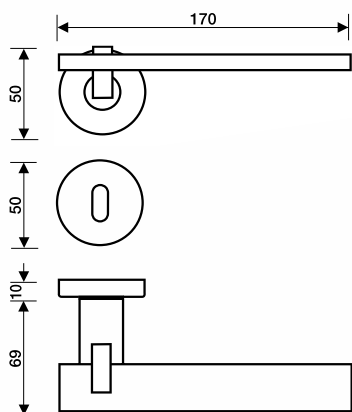


Materiale  
Ottone

Material  
Brass

## H 335

Maniglia per porta  
Door handle

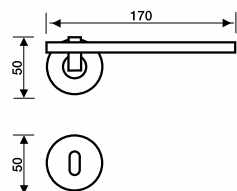


Cromo  
Chrome

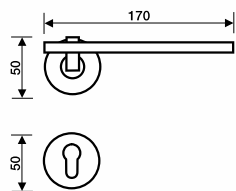


Oro  
Brass

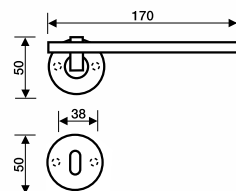
### H 335 R7 - H 335 R8



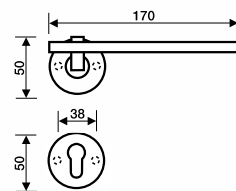
### H 335 R7 Y - H 335 R8 Y



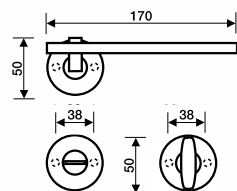
### H 335 RG8/8.5



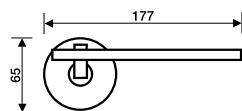
### H 335 RG8/8.5 Y



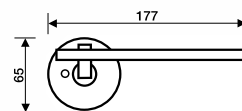
### H 335 RG6 - 7 - 8 BZC



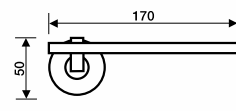
### H 335 RP Passage



### H 335 RP Privacy



### H 335 R SB



<b>Materiale</b> Ottone	Material Brass
<b>Finitura</b> Cromo Oro	Finish Chrome Brass

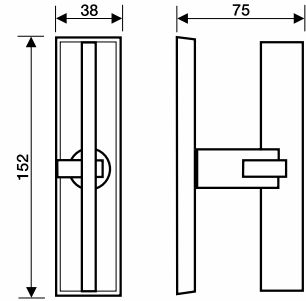


**H 335 F**

Maniglia per finestra  
Window handle

Movimenti  
Movements

Gratz  
Gratz CP  
Gratz/7  
Martellina

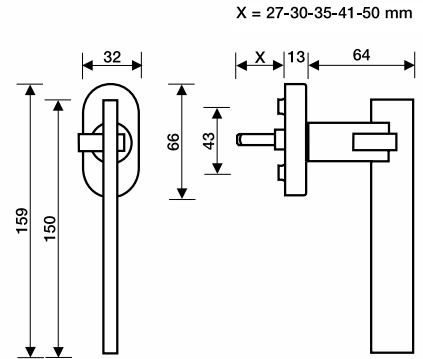


**H 335 F RS**

Maniglia per finestra  
Window handle

Movimento  
4 scatti

Movement  
4 click positions



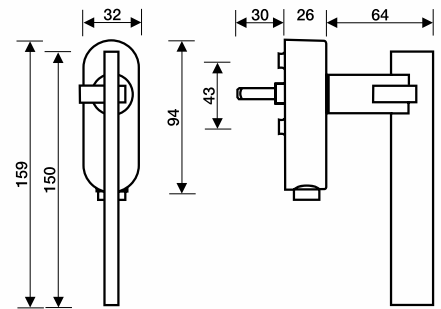
H 335 F RS

**H 335 F SER**

Maniglia per finestra  
Window handle  
Fenstergriff  
Poignée de fenêtre

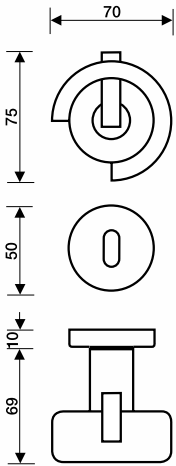
Movimento  
4 scatti con chiave

Movement  
4 click positions with key



H 335 F SER

<b>Materiale</b> Ottone	<b>Material</b> Brass
<b>Finitura</b> Cromo Oro	<b>Finish</b> Chrome Brass



**K 328**

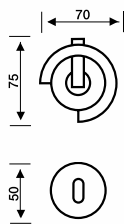
**Pomolo per porta**  
Doorknob

**Dispositivi di fissaggio da ordinare a parte**  
Fixings to be ordered separately

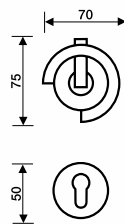
pag. 378/379/380



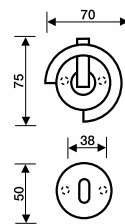
**K 328 R**



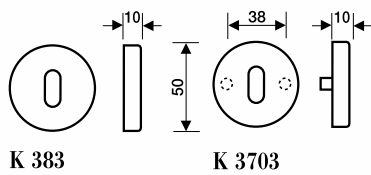
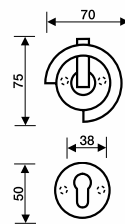
**K 328 R Y**



**K 328 RG**



**K 328 RG Y**

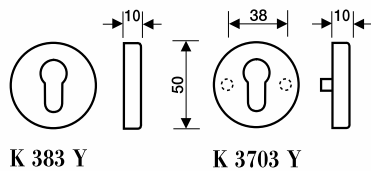


**K 383**

**K 3703**

**K 383 - K 3703**

**Bocchetta foro normale**  
Standard hole escutcheon

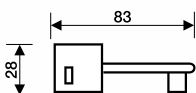


**K 383 Y**

**K 3703 Y**

**K 383 Y - K 3703 Y**

**Bocchetta foro cilindro**  
Euro-profile hole escutcheon



**M 388**

**Chiave per porta**  
Door key

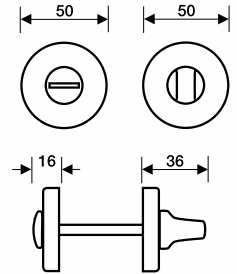


Serie **RM Novantotto** design Richard Meier

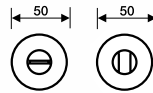
<b>Materiale</b> Ottone	Material Brass
<b>Finitura</b> Cromo Oro	Finish Chrome Brass



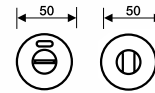
**K 382 50**  
Chiusura privacy BZG  
Bathroom privacy set



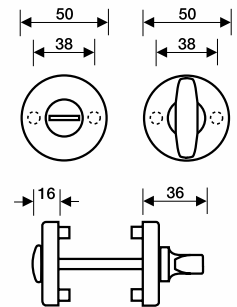
**K 382 50 R6 - 7 - 8 BZG**



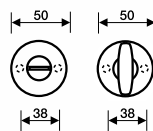
**K 382 50 RS6 - 7 - 8 BZG**



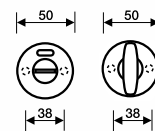
**K 389**  
Chiusura privacy BZG  
Bathroom privacy set



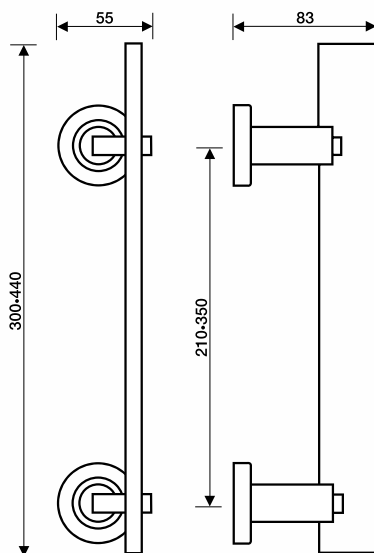
**K 389 RG6 - 7 - 8 BZG**



**K 389 RS G6 - 7 - 8 BZG**



<b>Materiale Ottone</b>	Material Brass
<b>Finitura Cromo Oro</b>	Finish Chrome Brass



**K 352 DX  
K 352 SX**

**Maniglione**  
Pull handle

**Interasse**  
Centre distance

**210 mm  
350 mm**

**Altre misure a richiesta**  
Other sizes upon request



**Il maniglione è raffigurato in versione destra**  
The pull handle shown is the right-hand version

**Dispositivi di fissaggio da ordinare a parte**  
Fixings to be ordered separately

**pag. 372/373**





Renzo Mongiardino

**Noto sulla scena internazionale come abile creatore di spazi spettacolari, ha realizzato numerosi interni di grande fascino nelle più esclusive dimore di Roma, New York, Parigi, Milano, che hanno influenzato molti decoratori di tutto il mondo.**

Renowned on the international scene as a clever creator of spectacular spaces, he has realised numerous fascinating interiors in the most exclusive residences of Rome, New York, Paris and Milan, which have influenced many decorators all over the world.

*Renzo Mongiardino*



Fusital

## H 332

Serie M Novantotto design Renzo Mongiardino



# H 332

Serie M Novantotto design Renzo Mongiardino

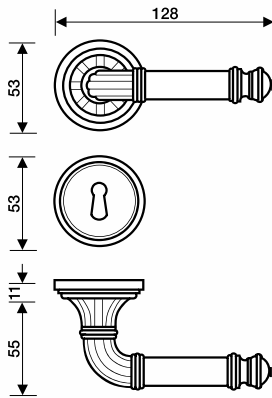


Materiale  
Ottone

Material  
Brass

## H 332

Maniglia per porta  
Door handle

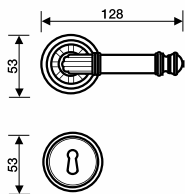


Oro  
Brass

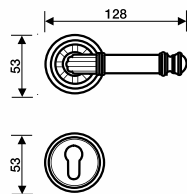


Brunito  
Burnished

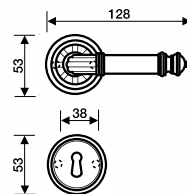
H 332 R7 - H 332 R8



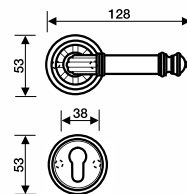
H 332 R7 Y - H 332 R8 Y



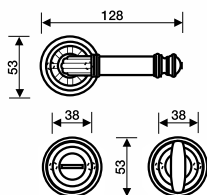
H 332 RG8/8.5



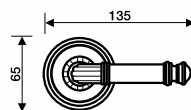
H 332 RG8/8.5 Y



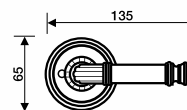
H 332 RG6 - 7 - 8 BZG



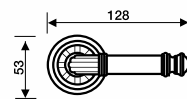
H 332 RP Passage



H 332 RP Privacy



H 332 R SB



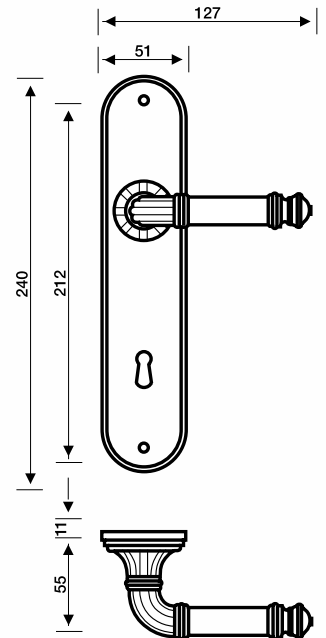
Serie M Novantotto design Renzo Mongiardino

<b>Materiale</b> Ottone	Material Brass
<b>Finitura</b> Oro Brunito	Finish Brass Burnished

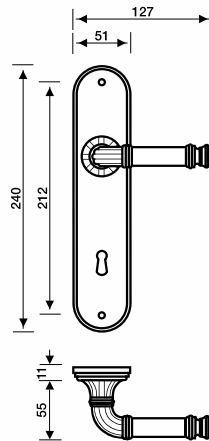


**H 332 P8**

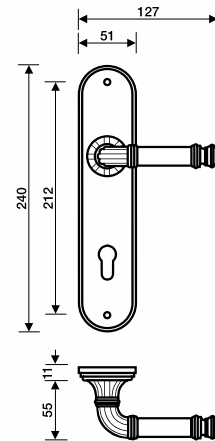
Maniglia per porta  
Door handle



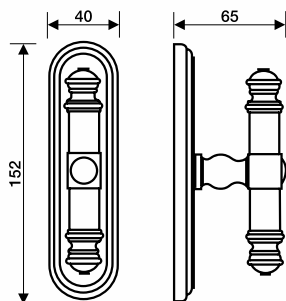
**H 332 P8**



**H 332 P8 Y**



<b>Materiale Ottone</b>	Material Brass
<b>Finitura Oro Brunito</b>	Finish Brass Burnished



### H 332 F

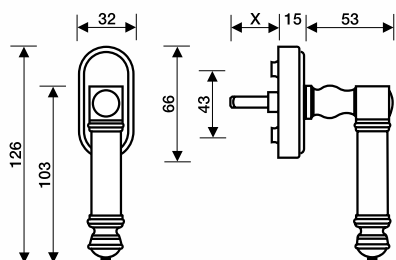
Maniglia per finestra  
Window handle

Movimenti  
Movements

Gratz  
Gratz CP  
Gratz/7  
Martellina



X = 27-30-35-41-50 mm



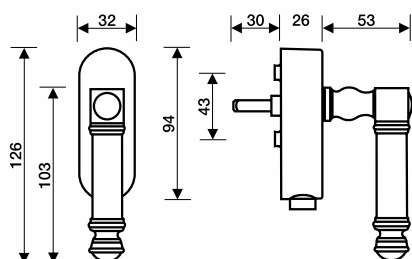
### H 332 F RS

### H 332 F RS

Maniglia per finestra  
Window handle

Movimento  
4 scatti

Movement  
4 click positions



### H 332 F SER

### H 332 F SER

Maniglia per finestra  
Window handle

Movimento  
4 scatti con chiave

Movement  
4 click positions with key

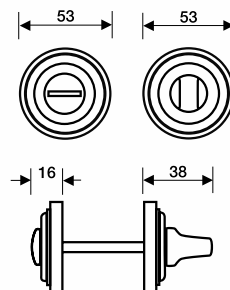
Materiale Ottone	Material Brass
Finitura Oro Brunito	Finish Brass Burnished



K 399 R6 - 7 - 8 BZG

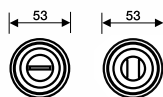
**K 399**

Chiusura privacy BZG  
Bathroom privacy set

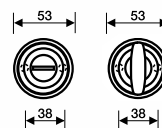


K 399 RG6 - 7 - 8 BZG

**K 399 R6 - 7 - 8 BZG**

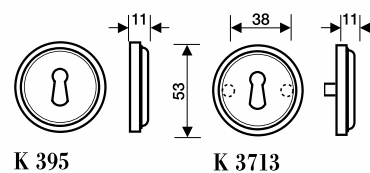


**K 399 RG6 - 7 - 8 BZG**



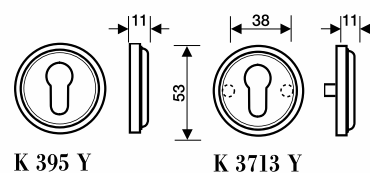
**K 395 - K 3713**

Bocchetta foro normale  
Standard hole escutcheon



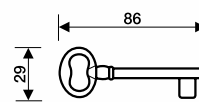
**K 395 Y - K 3713 Y**

Bocchetta foro cilindro  
Euro-profile hole escutcheon

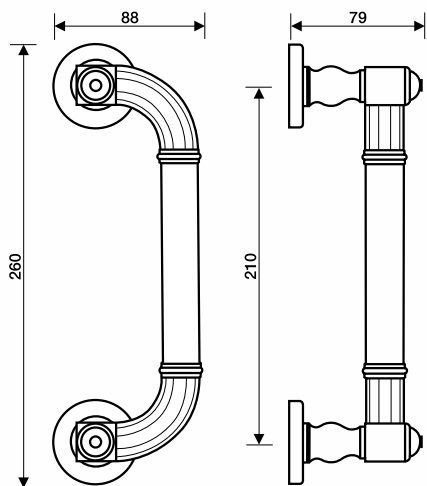


**M 386**

Chiave per porta  
Door key



<b>Materiale Ottone</b>	<b>Material Brass</b>
<b>Finitura Oro Brunito</b>	<b>Finish Brass Burnished</b>



**K 314**

**Maniglione**  
Pull handle

**Interasse**  
Centre distance

**210 mm**



**Dispositivi di fissaggio da ordinare a parte**  
Fixings to be ordered separately

**pag. 371/372/373**





Jean Nouvel

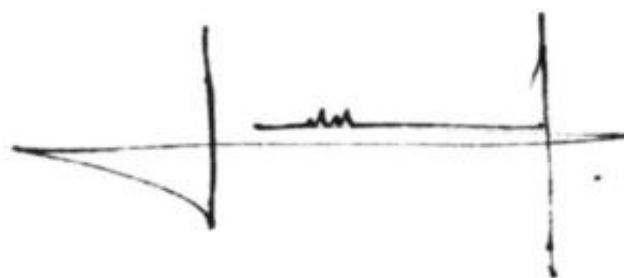
**E' ciò che chiamo un oggetto di base, elementare, il grado zero del design.**

**Una soluzione minimale per dare personalità ad una porta, ad una finestra.**

**Le sue forme elementari hanno una logica naturale, vicina al mio modo di accostarmi all'architettura.**

That's what I call a basic, elementary object, the zero degree of design.

A minimal solution to give personality to a door, to a window. Its elementary shapes have a natural logic to my architectural approach.





Fusital

## H 344

Serie JN Duemilauno design Jean Nouvel



# H 344

Serie JN Duemilauno design Jean Nouvel

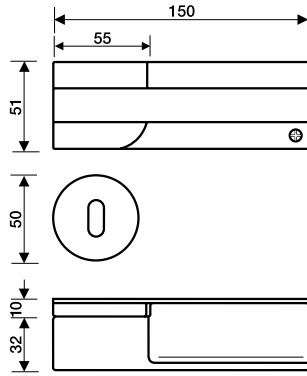


Materiale  
Ottone

Material  
Brass

## H 344

Maniglia per porta  
Door handle

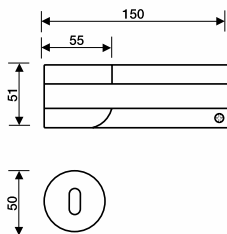


Cromsatin  
Satin chrome

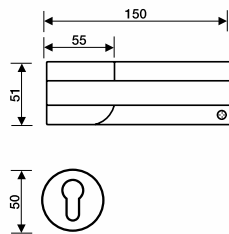


Cromo  
Chrome

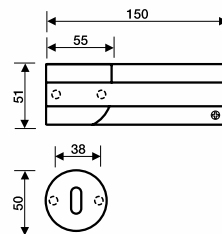
### H 344 R7 - H 344 R8



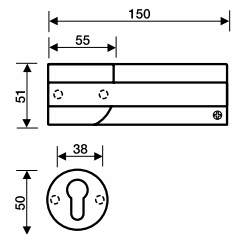
### H 344 R7 Y - H 344 R8 Y



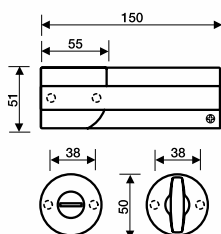
### H 344 RG8/8.5



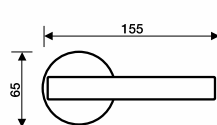
### H 344 RG8/8.5 Y



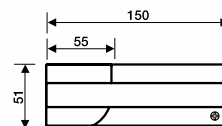
### H 344 RG6 - 7 - 8 BZG



### H 344 RP Passage



### H 344 R SB



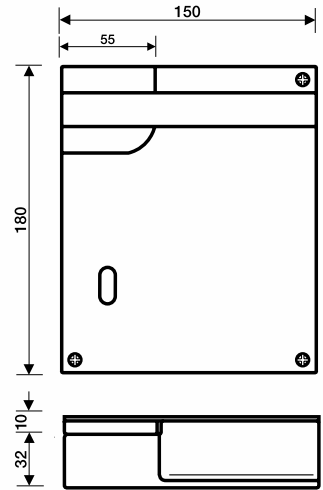
Serie JN Duemilauno design Jean Nouvel

<b>Materiale</b> Ottone	<b>Material</b> Brass
<b>Finitura</b> Cromsatin Cromo	<b>Finish</b> Satin chrome Chrome



**H 344 P8**

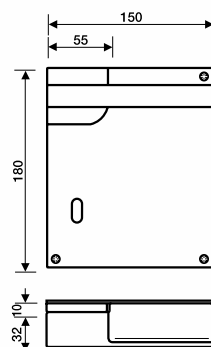
Maniglia per porta  
Door handle



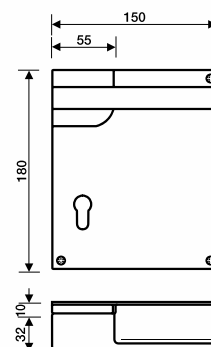
Articolo prodotto  
solo a richiesta con  
quantitativi minimi  
d'ordine

Article manufactured  
upon request only  
for minimum  
quantities

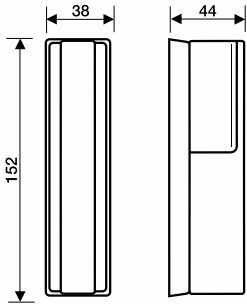
**H 344 P8**



**H 344 P8 Y**



<b>Materiale</b> Ottone	Material Brass
<b>Finitura</b> Cromsatin Cromo	Finish Satin chrome Chrome



**H 344 F**

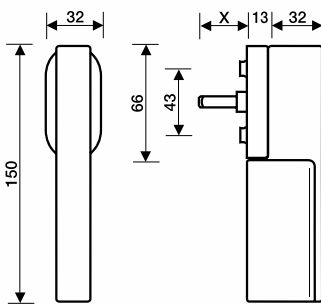
**Maniglia per finestra**  
Window handle

**Movimenti**  
Movements

**Gratz**  
**Gratz CP**  
**Gratz/7**  
**Martellina**



X = 27-30-35-41-50 mm



**H 344 F RS**

**Maniglia per finestra**  
Window handle

**Movimento**  
4 scatti

**Movement**  
4 click positions



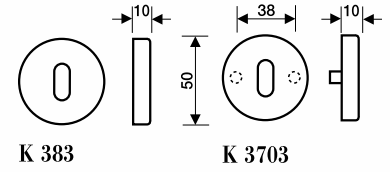
Serie JN Duemilauno design Jean Nouvel

<b>Materiale Ottone</b>	Material Brass
<b>Finitura Cromsatin Cromo</b>	Finish Satin chrome Chrome



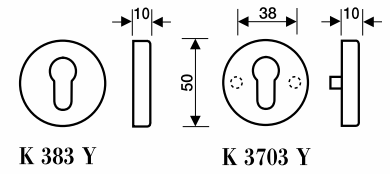
**K 383 - K 3703**

**Bocchetta foro normale**  
Standard hole escutcheon



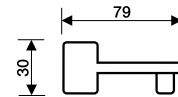
**K 383 Y - K 3703 Y**

**Bocchetta foro cilindro**  
Euro-profile hole escutcheon

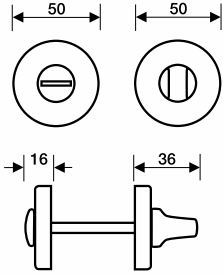


**M 391**

**Chiave per porta**  
Door key



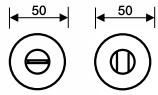
<b>Materiale Ottone</b>	Material Brass
<b>Finitura Cromsatin Cromo</b>	Finish Satin chrome Chrome



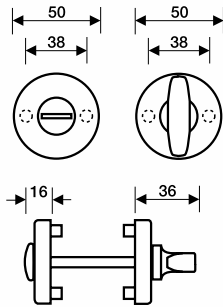
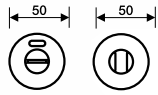
**K 382 50**  
Chiusura privacy BZG  
Bathroom privacy set



**K 382 50 R6 - 7 - 8 BZG**



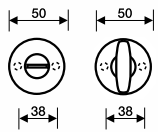
**K 382 50 RS6 - 7 - 8 BZG**



**K 389**  
Chiusura privacy BZG  
Bathroom privacy set



**K 389 RG6 - 7 - 8 BZG**



**K 389 RS G6 - 7 - 8 BZG**

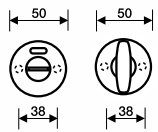






Photo Credits: "Sofiano Benedusi" www.benedusi.com

Fabio Novembre

Dal 1966 rispondo a chi mi chiama Fabio Novembre.  
 Dal 1992 rispondo anche a chi mi chiama "architetto".  
 Ritaglio spazi nel vuoto gonfiando bolle d'aria e regalo spilli  
 appuntiti per non darmi troppe arie.  
 I miei polmoni sono impregnati del profumo dei luoghi che  
 ho respirato e quando vado in  
 iperventilazione è soltanto per poi starmene un po' in apnea.  
 Come polline mi lascio trasportare dal vento convinto di  
 poter sedurre tutto ciò che mi circonda.  
 Voglio respirare fino a soffocare.  
 Voglio amare fino a morire.

Since 1966, I've responded to those who call me Fabio Novembre.  
 Since 1992, I've responded to those who also call me "architect".  
 I cut out spaces in the vacuum by blowing air bubbles, and I make  
 gifts of sharpened pins  
 so as to insure I never put on airs.  
 My lungs are imbued with the scent of places that I've breathed,  
 and when I hyperventilate it's  
 only so I can remain in apnea for awhile.  
 As though I were pollen, I let myself go with the wind, convinced  
 I'm able to seduce everything  
 that surrounds me.  
 I want to breathe till I choke.  
 I want to love till I die.





Fusital

## H 360

Serie FN Duemilasette design Fabio Novembre



# H 360

Serie FN Duemilasette design Fabio Novembre

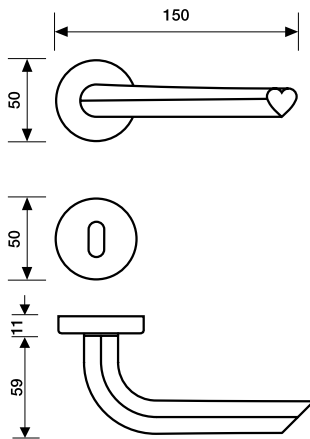


Materiale  
Ottone

Material  
Brass

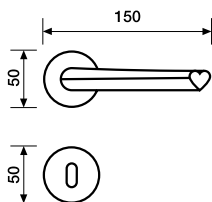
## H 360

Maniglia per porta  
Door handle

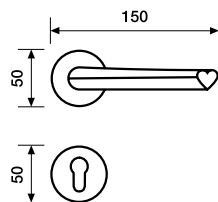


Cromsatin/cromo  
Satin chrome/ chrome

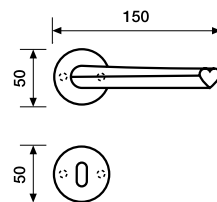
### H 360 R8 - H 360 R8Y



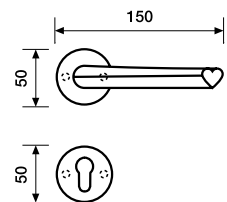
### H 360 R7 Y - H 360 R8 Y



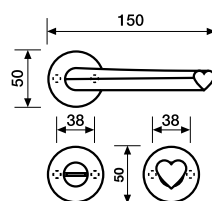
### H 360 RG8/8.5



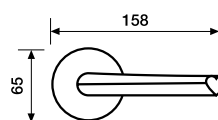
### H 360 RG8/8.5 Y



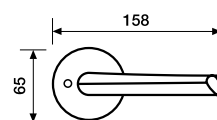
### H 360 RG6 - 7 - 8 BZG



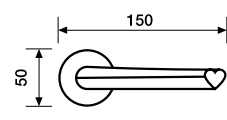
### H 360 Passage



### H 360 Privacy



### H 360 R SB



<b>Materiale</b> Ottone	<b>Material</b> Brass
<b>Finitura</b> Cromsatin	<b>Finish</b> Satin chrome

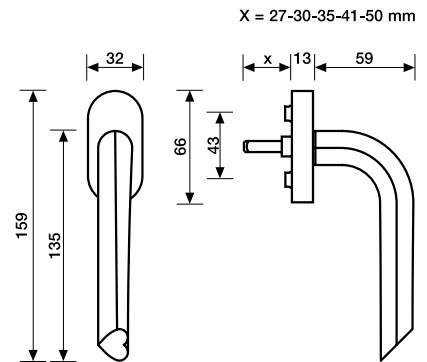


### H 360 F RS - 41

**Maniglia per finestra**  
Window handle

**Movimento**  
4 scatti

**Movement**  
4 click positions

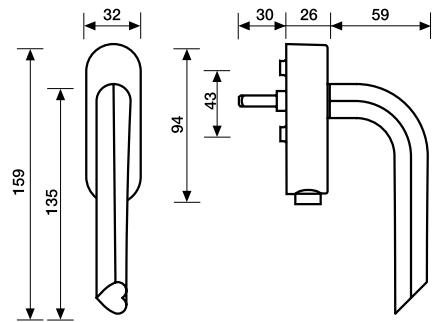


### H 360 F SER

**Maniglia per finestra**  
Window handle

**Movimento**  
4 scatti con chiave

**Movement**  
4 click positions with key

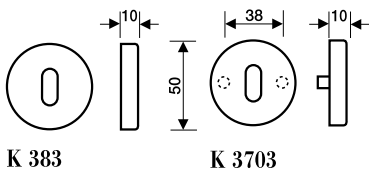


**Materiale  
Ottone**

**Material  
Brass**

**Finitura  
Cromsatin**

**Finish  
Satin chrome**

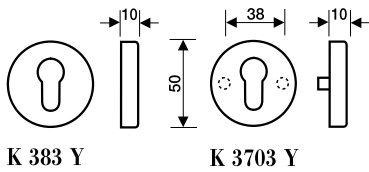


**K 383**

**K 3703**

**K 383 - K 3703**

**Bocchetta foro normale**  
Standard hole escutcheon

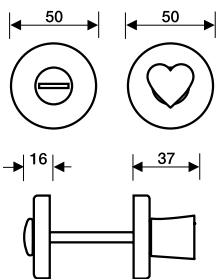


**K 383 Y**

**K 3703 Y**

**K 383 Y - K 3703 Y**

**Bocchetta foro cilindro**  
Euro-profile hole escutcheon



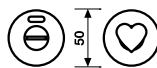
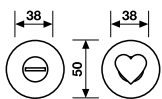
**K 3026**

**Chiusura privacy BZG**  
Bathroom privacy set



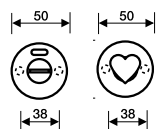
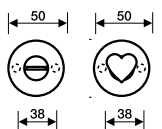
**K 3026 R6 - 7 - 8 BZG**


**K 3026 RS6 - 7 - 8 BZG**



**K 3026 RG6 - 7 - 8 BZG**

**K 3026 RS G6 - 7 - 8 BZG**





John Pawson

**Mi interessa quel tipo di architettura che offre una visione totale dove niente stona.**

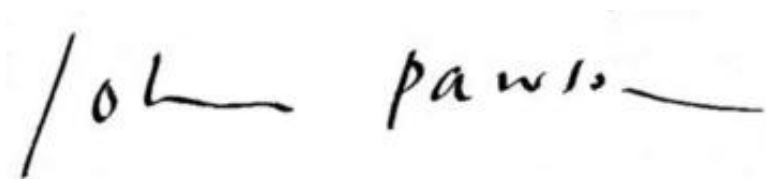
**Tutto deve essere considerato perché ogni cosa che viene inserita in uno spazio ha un impatto - persino qualcosa che apparentemente sembra insignificante come un interruttore.**

**Il design per me è un processo di raffinazione e riduzione per raggiungere il punto di perfetta trasparenza dove la forma e la funzione coincidono.**

I am interested in architecture which offers a total vision, where nothing jars.

Everything must be considered as anything which you place in a space has an impact - even something as apparently insignificant as a light switch.

Design for me is about a process of refining and reducing, to reach the point of perfect clarity where form and function coincide.







Fusital

## H 358

Serie JPI Duemila design John Pawson



# H 358

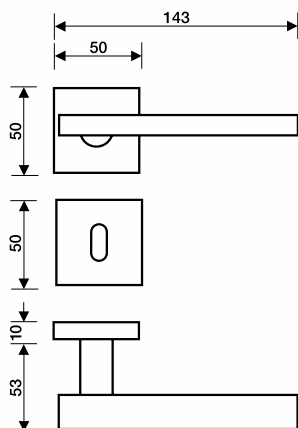
Serie JP1 Duemila design John Pawson

Materiale  
Ottone

Material  
Brass

## H 358

Maniglia per porta  
Door handle

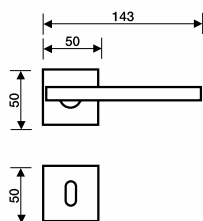


Cromsatin  
Satin chrome

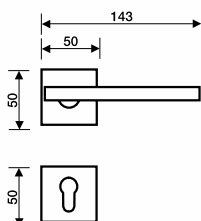


Cromo  
Chrome

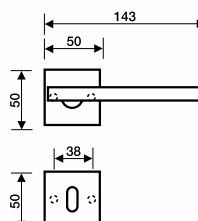
### H 358 R7 - H 358 R8



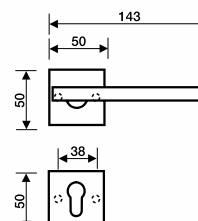
### H 358 R7 Y - H 358 R8 Y



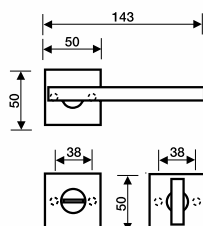
### H 358 RG8/8.5



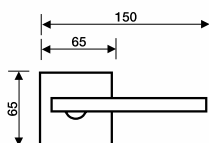
### H 358 RG8/8.5 Y



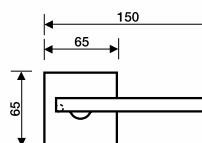
### H 358 RG6 - 7 - 8 BZG



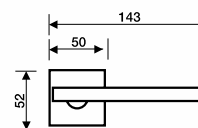
### H 358 RP Passage



### H 358 RP Privacy



### H 358 RSB



Serie JPI Duemila design John Pawson

<b>Materiale</b> Ottone	Material Brass
<b>Finitura</b> Cromsatin Cromo	Finish Satin chrome Chrome

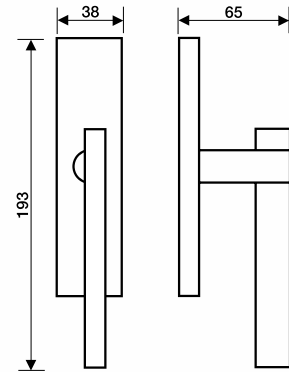


**H 358 F**

Maniglia per finestra  
Window handle

Movimenti  
Movements

Gratz  
Gratz CP  
Gratz/7  
Martellina

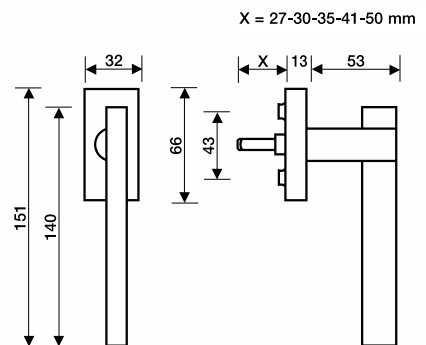


**H 358 F RS**

Maniglia per finestra  
Window handle

Movimento  
4 scatti

Movement  
4 click positions



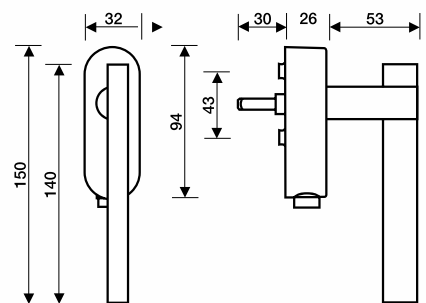
H 358 F RS

**H 358 F SER**

Maniglia per finestra  
Window handle

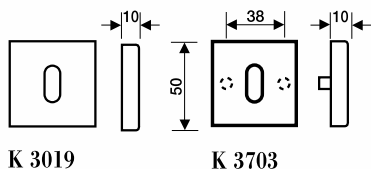
Movimento  
4 scatti con chiave

Movement  
4 click positions with key

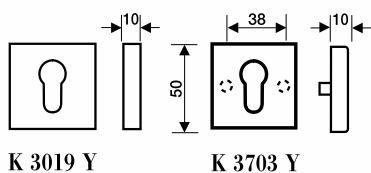


H 358 F SER

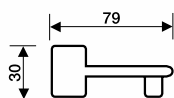
<b>Materiale Ottone</b>	Material Brass
<b>Finitura Cromsatin Cromo</b>	Finish Satin chrome Chrome



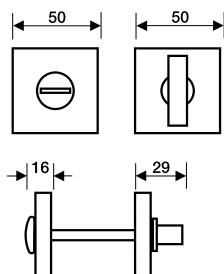
**K 3019 - K 3720**  
Bocchetta foro normale  
Standard hole escutcheon



**K 3019 Y - K 3720 Y**  
Bocchetta foro cilindro  
Euro-profile hole escutcheon



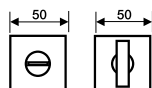
**M 391**  
Chiave per porta  
Door key



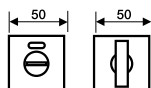
**K 3020**  
Chiusura privacy BZG  
Bathroom privacy set



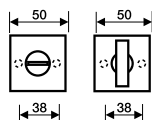
**K 3020 R6 - 7 - 8 BZG**



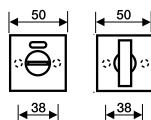
**K 3020 RS6 - 7 - 8 BZG**



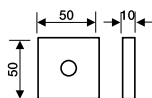
**K 3020 RG6 - 7 - 8 BZG**



**K 3020 RGS6 - 7 - 8 BZG**



**K 3030 RS**





Fusital

## H 343

Serie JP Duemila design John Pawson



# H 343

Serie JP Duemila design John Pawson

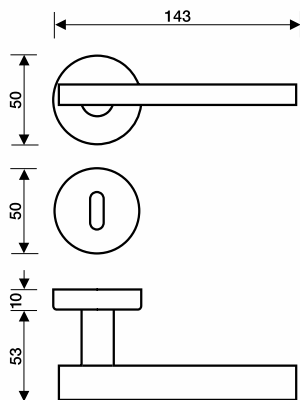


Materiale  
Ottone

Material  
Brass

## H 343

Maniglia per porta  
Door handle

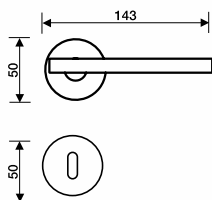


Cromsatin  
Satin chrome

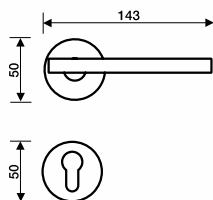


Cromo  
Chrome

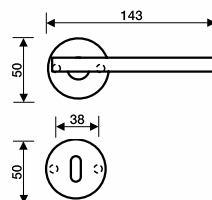
### H 343 R7 - H 343 R8



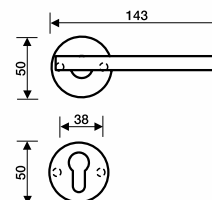
### H 343 R7 Y - H 343 R8 Y



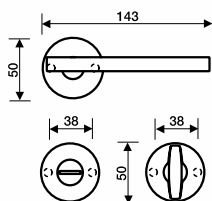
### H 343 RG8/8.5



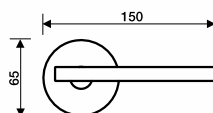
### H 343 RG8/8.5 Y



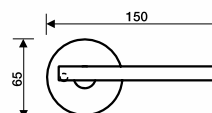
### H 343 RG6 - 7 - 8 BZC



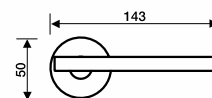
### H 343 RP Passage



### H 343 RP Privacy



### H 343 R SB



<b>Materiale</b> Ottone	Material Brass
<b>Finitura</b> Cromsatin Cromo	Finish Satin chrome Chrome

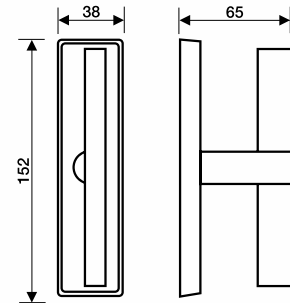


### H 343 F

Maniglia per finestra  
Window handle

**Movimenti**  
Movements

Gratz  
Gratz CP  
Gratz/7  
Martellina

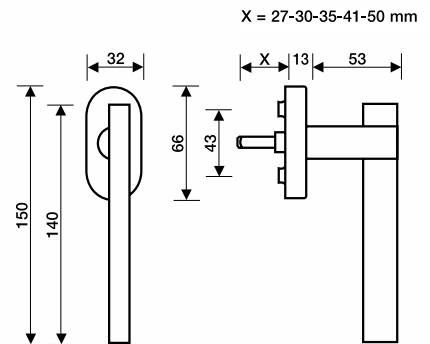


### H 343 F RS

Maniglia per finestra  
Window handle

**Movimento**  
4 scatti

Movement  
4 click positions



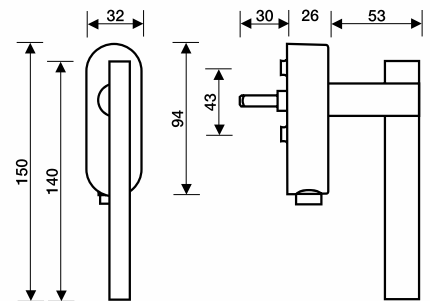
H 343 F RS

### H 343 F SER

Maniglia per finestra  
Window handle

**Movimento**  
4 scatti con chiave

Movement  
4 click positions with key

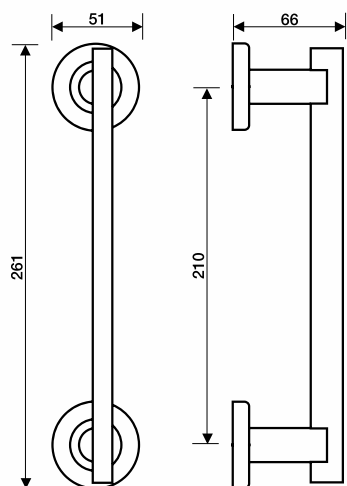


H 343 F SER

X = 27-30-35-41-50 mm

Serie **JP Duemila** design John Pawson

<b>Materiale</b> Ottone	Material Brass
<b>Finitura</b> Cromsatin Cromo	Finish Satin chrome Chrome



**K 356**

**Maniglione**  
Pull handle

**Interasse**  
Centre distance  
210 mm



**Dispositivi di fissaggio da ordinare a parte**  
Fixings to be ordered separately

pag. 369/370/371



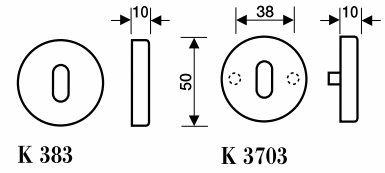
Serie **JP Duemila** design John Pawson

<b>Materiale</b> Ottone	<b>Material</b> Brass
<b>Finitura</b> Cromsatin Cromo	<b>Finish</b> Satin chrome Chrome



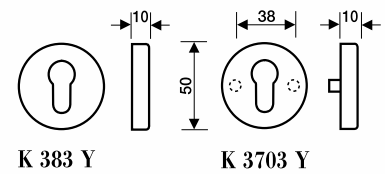
**K 383 - K 3703**

**Bocchetta foro normale**  
Standard hole escutcheon



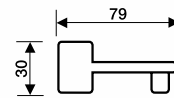
**K 383 Y - K 3703 Y**

**Bocchetta foro cilindro**  
Euro-profile hole escutcheon

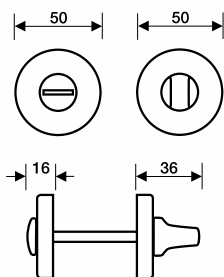


**M 391**

**Chiave per porta**  
Door key



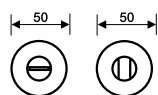
<b>Materiale Ottone</b>	<b>Material Brass</b>
<b>Finitura Cromsatin Cromo</b>	<b>Finish Satin chrome Chrome</b>



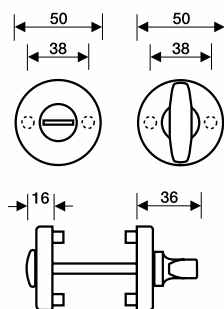
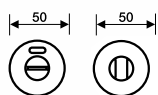
**K 382 50**  
Chiusura privacy BZG  
Bathroom privacy set



**K 382 50 R6 - 7 - 8 BZG**



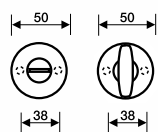
**K 382 50 RS6 - 7 - 8 BZG**



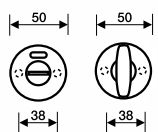
**K 389**  
Chiusura privacy BZG  
Bathroom privacy set



**K 389 RG6 - 7 - 8 BZG**



**K 389 RS G6 - 7 - 8 BZG**





Gustav Peichl

Ogni persona che entra in un ambiente, sia per abitarvi o come visitatore, viene influenzato dalle forme, dai materiali e dai colori.

Questo vale anche per le maniglie da porta e finestra. Una maniglia deve funzionare bene, possedere un bell'aspetto e soprattutto avere qualità tattili quando la si tocca. Ogni maniglia deve irradiare sensualità alla vista ed al tatto.

Anyone who goes inside a building, either to live or to visit it, is influenced by the shapes, the materials and the colours. This happens also for door handles and window pulls. A handle must operate smoothly, must have a pleasing appearance and especially must have tactile qualities when it is touched. Each handle must radiate sensuality by sight and by touch.

*peichl*



Fusital

## H 337

Serie GP Novantotto design Gustav Peichl



# H 337

Serie GP Novantotto design Gustav Peichl

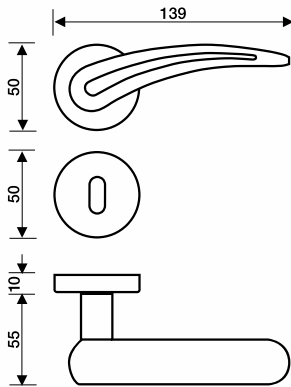


Materiale  
Ottone

Material  
Brass

## H 337

Maniglia per porta  
Door handle



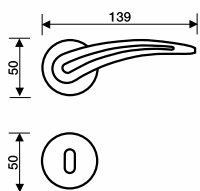
Cromsatin/Cromo  
Satin chrome/Chrome

Orsatin/Oro  
Satin brass/Brass

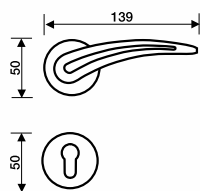
Serie prodotta  
solo a richiesta con  
quantitativi minimi  
d'ordine

Series manufactured  
upon request only  
for minimum  
quantities

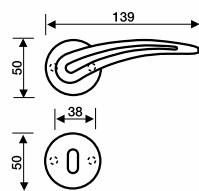
### H 337 R7 - H 337 R8



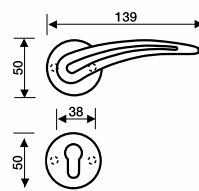
### H 337 R7 Y - H 337 R8 Y



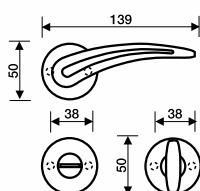
### H 337 RG8/8.5



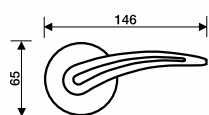
### H 337 RG8/8.5 Y



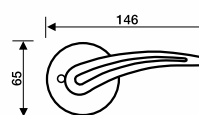
### H 337 RG6 - 7 - 8 BZG



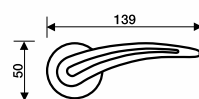
### H 337 RP Passage



### H 337 RP Privacy



### H 337 R SB



Serie GP Novantotto design Gustav Peichl

<b>Materiale</b> Ottone	Material Brass
<b>Finitura</b> Cromsatin/Cromo Orsatin/Oro	Finish Satin chrome/Chrome Satin brass/Brass

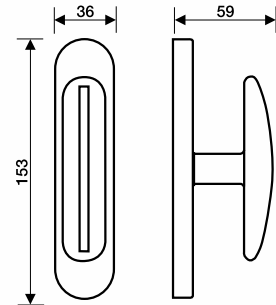


**H 337 F**

Maniglia per finestra  
Window handle

**Movimenti**  
Movements

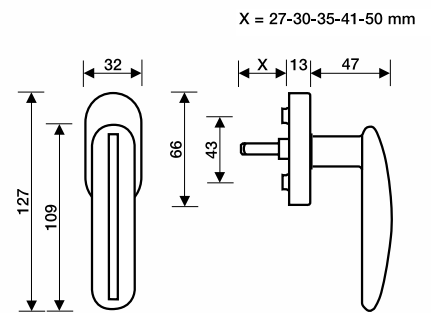
Gratz  
Gratz CP  
Gratz/7  
Martellina



**H 337 F RS**

Maniglia per finestra  
Window handle

**Movimento**  
4 scatti  
Movement  
4 click positions

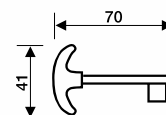


H 337 F RS



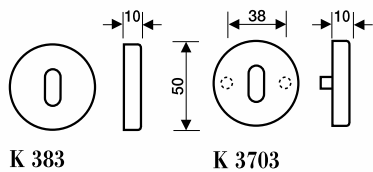
**M 389**

Chiave per porta  
Door key



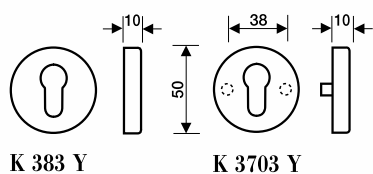
<b>Finitura</b> Cromsatin Oro	Finish Satin chrome Brass
-------------------------------------	---------------------------------

<b>Materiale Ottone</b>	Material Brass
<b>Finitura Cromsatin Oro</b>	Finish Satin chrome Brass



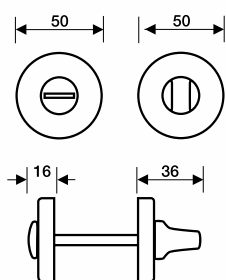
**K 383 - K 3703**

Bocchetta foro normale  
Standard hole escutcheon



**K 383 Y - K 3703 Y**

Bocchetta foro cilindro  
Euro-profile hole escutcheon



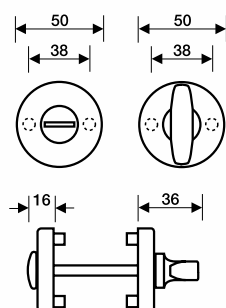
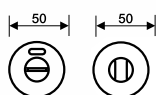
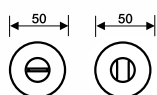
**K 382 50**

Chiusura privacy BZG  
Bathroom privacy set



**K 382 50 R6 - 7 - 8 BZG**

**K 382 50 RS6 - 7 - 8 BZG**



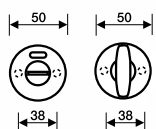
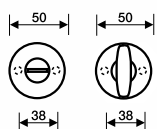
**K 389**

Chiusura privacy BZG  
Bathroom privacy set



**K 389 RG6 - 7 - 8 BZG**

**K 389 RS G6 - 7 - 8 BZG**







Piano Design Workshop    da sinistra/from left:  
Andrea Malgeri  
Enrico Gollo  
Matteo Piano  
Renzo Piano  
Stefano Arecco

Una maniglia da porta.

Talvolta si accarezza, leggermente, per entrare senza rumore e non svegliare il bambino.

Talvolta la si impugna con gesto imperioso, per impossessarsi della stanza. La si riaccompagna con altrettanta attesa, e le si chiede di farci ascoltare il clic di conferma: chiuso!

O si sbatte con violenza.

Non c'è gesto che si ripeta con maggior intenzione e non c'è oggetto della nostra vita quotidiana al quale si chieda altrettanta partecipazione; sul quale si proietti maggiormente il nostro stato d'animo.

Una maniglia da porta apre su ciò che sta per accadere e chiude su quello che è già successo.

Può essere ricca o povera, semplice o complicata, grassa o magra, barocca o geometrica, calda o fredda.

Certamente deve essere familiare.

A door handle.

Sometimes, one caresses it gently in order to enter without noise, to avoid waking the baby.

Sometimes, one grasps it with an imperious gesture to take possession of the room.

One retracts it with the same period of waiting and waits to hear the click of confirmation: closed!

Or one slams it with violence.

There is no gesture that is repeated with greater intention and there is no object of our daily life which requires more participation; or one on which our mood is so much projected. A door handle opens up on what is going to occur and it closes on that which has already happened.

It may be rich or poor, simple or elaborate, thick or thin, baroque or geometric, hot or cold.

Certainly it must be familiar.



Enzo Mattes piano

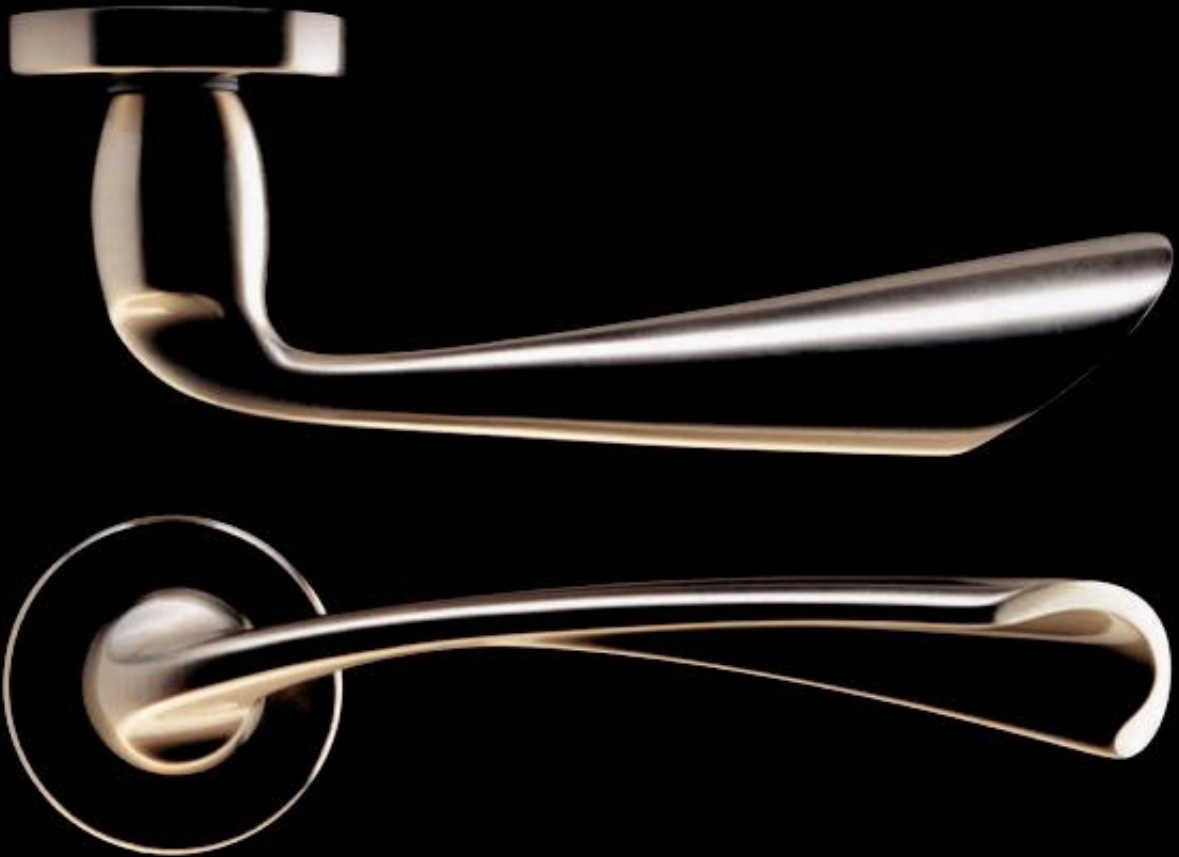
Arhe ellf Repas Arcos



Fusital

## H 333

Serie P Novantotto design Piano Design Workshop



# H 333

Serie P Novantotto design Piano Design Workshop

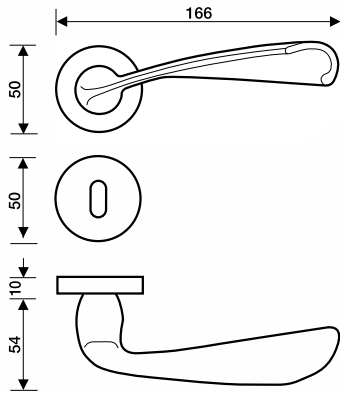


Materiale  
Ottone

Material  
Brass

## H 333

Maniglia per porta  
Door handle



Nikmatt  
Nikmatt

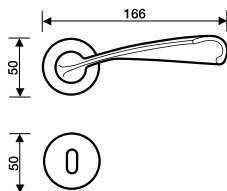
H 5011  
Serie Fuji-yama

Acciaio Inox  
Stainless Steel

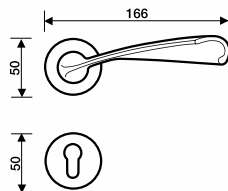


Cromo  
Chrome

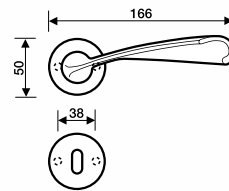
### H 333 R7 - H 333 R8



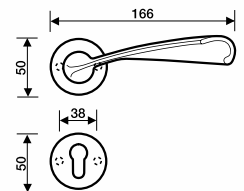
### H 333 R7 Y - H 333 R8 Y



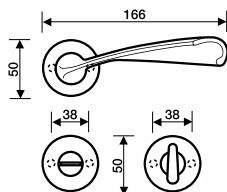
### H 333 RG8/8.5



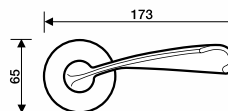
### H 333 RG8/8.5 Y



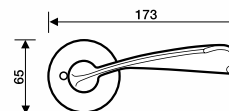
### H 333 RG6 - 7 - 8 BZC



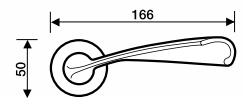
### H 333 RP Passage



### H 333 RP Privacy



### H 333 R SB



<b>Materiale</b> Ottone	Material Brass
<b>Finitura</b> Nikmatt Cromo	Finish Nikmatt Chrome

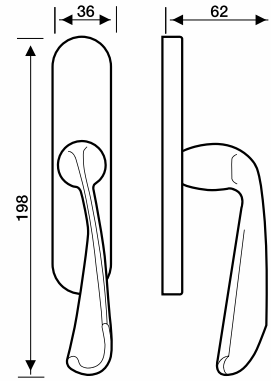


### H 333 F

Maniglia per finestra

**Movimenti**  
Movements

Gratz  
Gratz CP  
Gratz/7  
Martellina

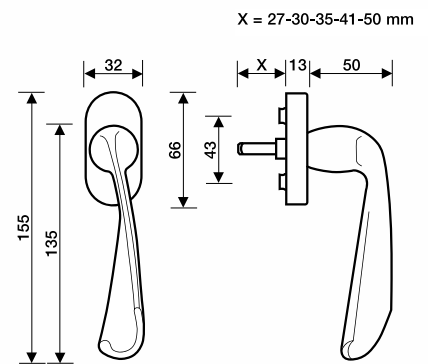


### H 333 F RS

Maniglia per finestra  
Window handle

**Movimento**  
4 scatti

Movement  
4 click positions



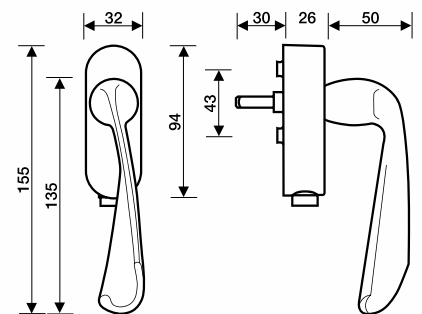
H 333 F RS

### H 333 F SER

Maniglia per finestra  
Window handle

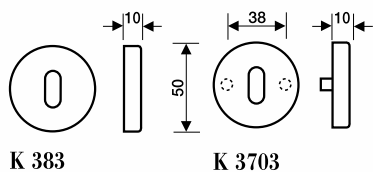
**Movimento**  
4 scatti con chiave

Movement  
4 click positions with key



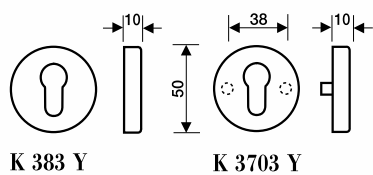
H 333 F SER

<b>Materiale</b> Ottone	Material Brass
<b>Finitura</b> Nikmatt Cromo	Finish Nikmatt Chrome



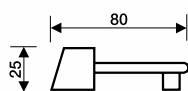
**K 383 - K 3703**

Bocchetta foro normale  
Standard hole escutcheon



**K 383 Y - K 3703 Y**

Bocchetta foro cilindro  
Euro-profile hole escutcheon



**M 387**

Chiave per porta  
Door key



Materiale  
Ottone

Material  
Brass

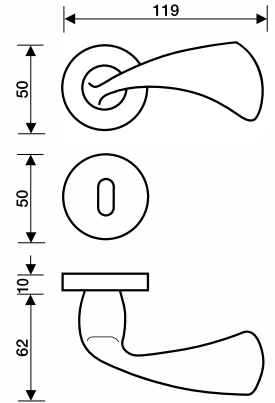
Finitura  
Nikmatt  
Cromo

Finish  
Nikmatt  
Chrome

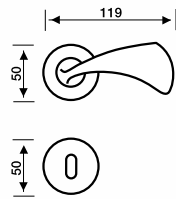


**K 326**

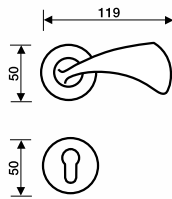
Pomolo per porta  
Doorknob



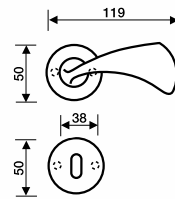
**K 326 R**



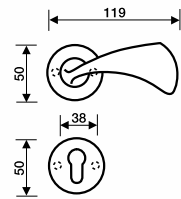
**K 326 R Y**



**K 326 RG**

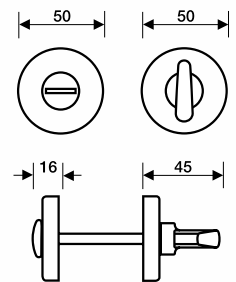


**K 326 RG Y**

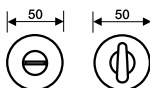


**K 396**

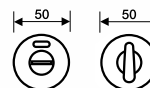
Chiusura privacy BZG  
Bathroom privacy set



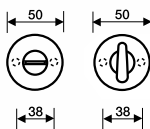
**K 396 R6 - 7 - 8 BZG**



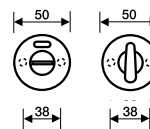
**K 396 RS6 - 7 - 8 BZG**



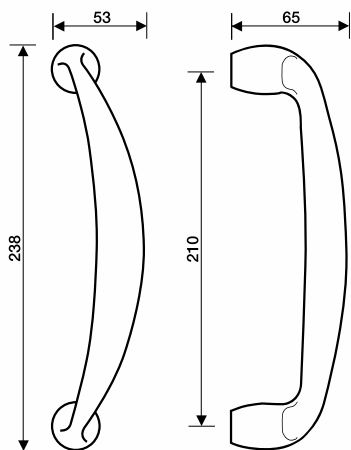
**K 396 RG6 - 7 - 8 BZG**



**K 396 RS G6 - 7 - 8 BZG**



<b>Materiale</b> Ottone	Material Brass
<b>Finitura</b> Nikmatt Cromo	Finish Nikmatt Chrome

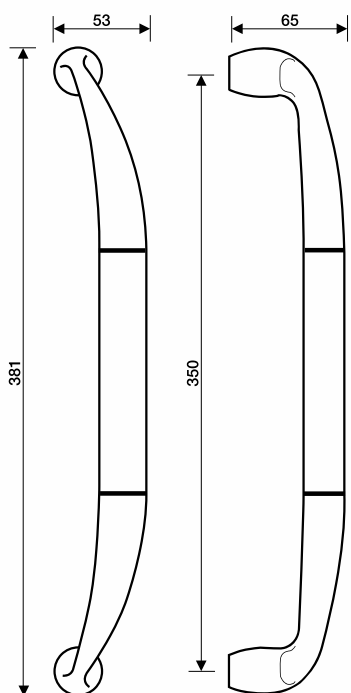


**K 350**  
**K 350 S**

Maniglione  
Pull handle

**K 350 S:**  
**Per applicazione**  
**in coppia con K 350**  
For application  
in pairs with K 350

**Interasse**  
Centre distance  
**210 mm**  
**350 mm**



**Altre misure a richiesta**  
Other sizes upon request



**Dispositivi di fissaggio da ordinare a parte**  
Fixings to be ordered separately

pag. 369/370/371





Andrée Putman

La struttura di queste maniglie è in ottone.  
Le maniglie e i pomoli da porta hanno l'impugnatura in porcellana, legno sicomoro, ottone satinato o cromo satinato.  
Gli accessori hanno la misteriosa capacità di intonarsi a stili diversi.

Essendo classici ma contemporanei si adattano ad ambienti molto diversi tra loro.

Il pomolo e la maniglia finestra completano la collezione AP Duemila, in aggiunta ad una piccola bocchetta per foro chiave e a serrature per il bagno.

The structure of these door handles is in brass.  
The door handles and knobs are in porcelain, sycamore wood, satin brass, or satin chrome.

The accessories have the mysterious capacity to match all different styles.

Being both classic and contemporary, they adapt to very different environments.

The doorknob and the window handle complement the AP Duemila collection, in addition to a small keyhole escutcheon and bathroom locks.





Fusital

**H 339**

Serie AP Duemila design Andrée Putman



# H 339

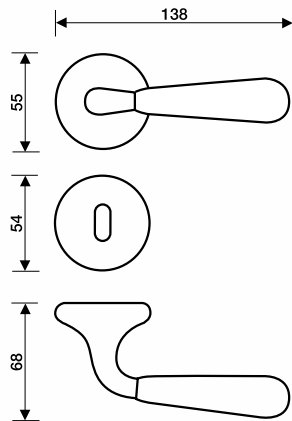
Serie AP Duemila design Andrée Putman

Materiale  
Ottone

Material  
Brass

## H 339

Maniglia per porta  
Door handle

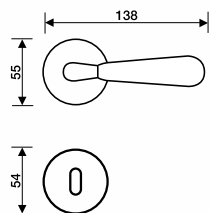


Cromo/Cromsatin  
Chrome/Satin chrome

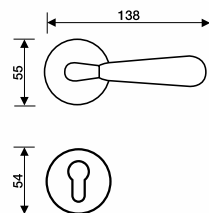
Serie prodotta solo a richiesta con quantitativi minimi d'ordine

Series manufactured upon request only for minimum quantities

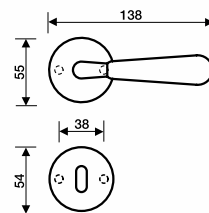
### H 339 R7 - H 339 R8



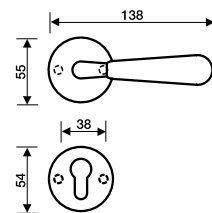
### H 339 R7 Y - H 339 R8 Y



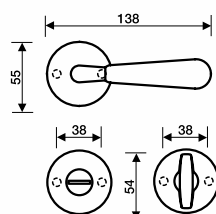
### H 339 RG8/8.5



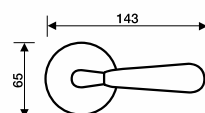
### H 339 RG8/8.5 Y



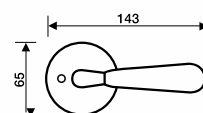
### H 339 RG6 - 7 - 8 BZG



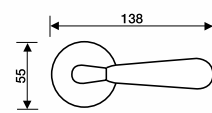
### H 339 RP Passage



### H 339 RP Privacy



### H 339 R SB



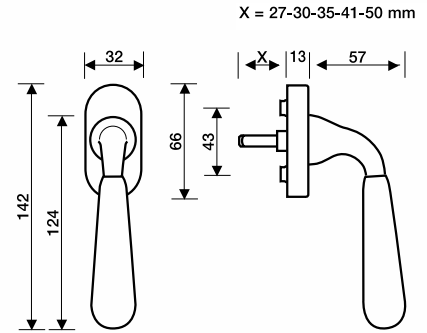
<b>Materiale</b> Ottone	Material Brass
<b>Finitura</b> Cromo/Cromsatin	Finish Chrome/Satin chrome



**H 339 F RS**

Maniglia per finestra  
Window handle

Movimento  
4 scatti  
Movement  
4 click positions

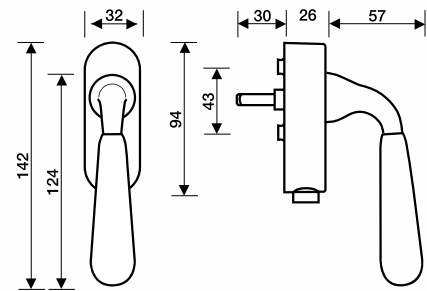


H 339 F RS

**H 339 F SER**

Maniglia per finestra  
Window handle

Movimento  
4 scatti con chiave  
Movement  
4 click positions with key



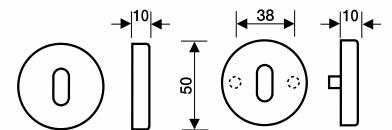
H 339 F SER

<b>Finitura</b> Cromo	Finish Chrome
--------------------------	------------------



**K 383 - K 3703**

Bocchetta foro normale  
Standard hole escutcheon



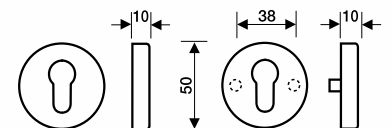
K 383

K 3703



**K 383 Y - K 3703 Y**

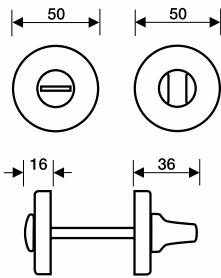
Bocchetta foro cilindro  
Euro-profile hole escutcheon



K 383 Y

K 3703 Y

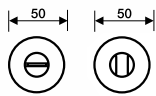
<b>Materiale Ottone</b>	Material Brass
<b>Finitura Cromo</b>	Finish Chrome



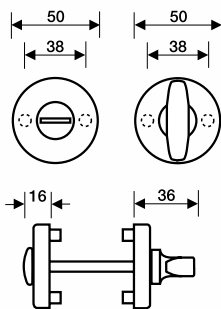
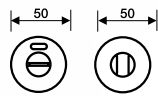
**K 382 50**  
Chiusura privacy BZG  
Bathroom privacy set



**K 382 50 R6 - 7 - 8 BZG**



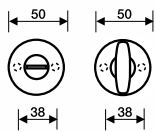
**K 382 50 RS6 - 7 - 8 BZG**



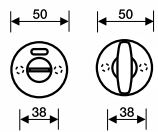
**K 389**  
Chiusura privacy BZG  
Bathroom privacy set



**K 389 RG6 - 7 - 8 BZG**



**K 389 RS G6 - 7 - 8 BZG**





Alan Ritchie

Rimasi sorpreso quando dovendo scegliere le maniglie, i pomoli da porta ed altra ferramenta per i nostri progetti dovetti constatare che oggi solo pochi modelli sono scolpiti e intagliati in rilievo.

Le forme curve e morbidamente scorrevoli sembrano essere la norma.

Le maniglie ed i pomoli tradizionali e classici possono contare sulla decorazione e sui motivi ornamentali per affermarsi e come completamento del design della porta.

Era mio desiderio progettare una maniglia che fosse una interpretazione moderna delle forme passate.

Lo stile pulito e semplice del pomolo e della maniglia più spigoloso nella sua apparenza con intagli scolpiti conferiscono una forma facile da afferrare e persino sensuale al tatto.

I was surprised when it came to selecting door knobs and handles and other hardware for our projects how few designs today are carved or cut out in relief.

The curved and sleek flowing shapes seem to be the norm.

The traditional and classical knobs and handles relied on ornamental decoration and motifs for grasping and to complement the design of the door.

It was my desire to design a handle that was a modern interpretation of these earlier shapes.

The clean, simple form of the knob and handle more angular in its appearance with sculpted cut-outs has provided a shape easy to grasp, yet sensual to the touch.








Fusital

## H 351

Serie AR Duemiladue design Alan Ritchie-Philip Johnson Architects



# H 351

Serie AR Duemiladue design Alan Ritchie-Philip Johnson Architects

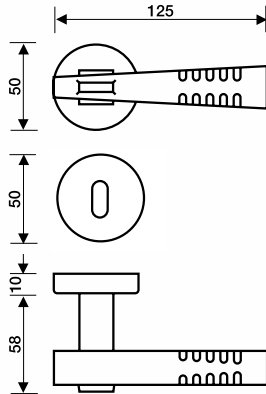


Materiale  
Ottone

Material  
Brass

## H 351

Maniglia per porta  
Door handle



Cromo  
Chrome



Cromsatin  
Satin chrome

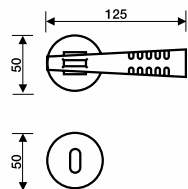


Oro  
Brass

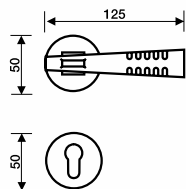
Serie prodotta solo a richiesta con quantitativi minimi d'ordine

Series manufactured upon request only for minimum quantities

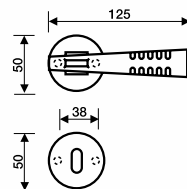
### H 351 R7 - H 351 R8



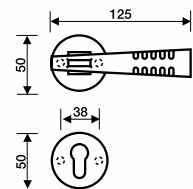
### H 351 R7 Y - H 351 R8 Y



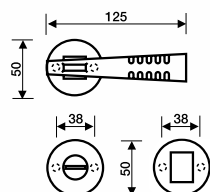
### H 351 RG8/8.5



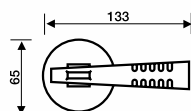
### H 351 RG8/8.5 Y



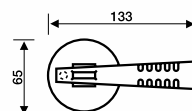
### H 351 RG6 - 7 - 8 BZG



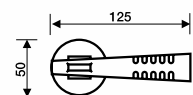
### H 351 RP Passage



### H 351 RP Privacy



### H 351 R SB



<b>Materiale</b> Ottone	Material Brass
<b>Finitura</b> Cromo Cromsatin Oro	Finish Chrome Satin chrome Brass

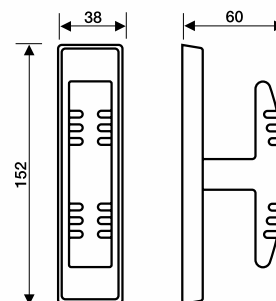


### H 351 F

Maniglia per finestra  
Window handle

Movimenti  
Movements

Gratz  
Gratz CP  
Gratz/7  
Martellina

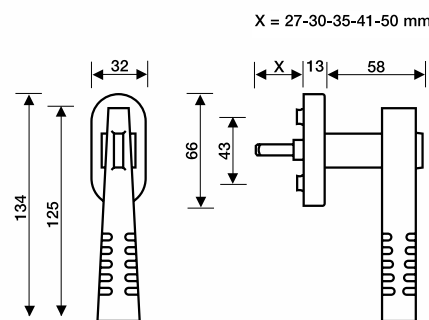


### H 351 F RS

Maniglia per finestra  
Window handle

Movimento  
4 scatti

Movement  
4 click positions



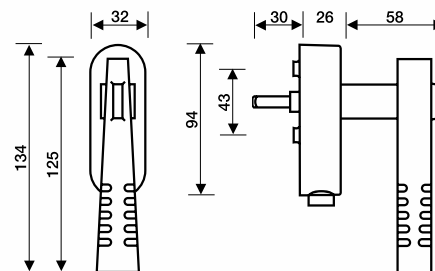
H 351 F RS

### H 351 F SER

Maniglia per finestra  
Window handle

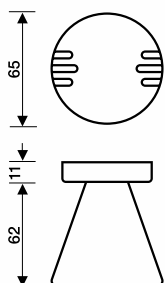
Movimento  
4 scatti con chiave

Movement  
4 click positions with key



H 351 F SER

<b>Materiale</b> Ottone	Material Brass
<b>Finitura</b> Cromo Cromsatin Oro	Finish Chrome Satin chrome Brass



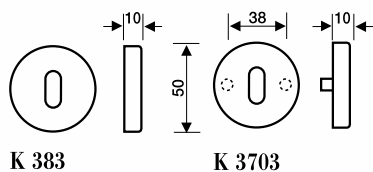
**K 334**

Pomolo fisso per porta  
Fixed doorknob



Dispositivi di fissaggio da ordinare a parte  
Fixings to be ordered separately

pag. 382

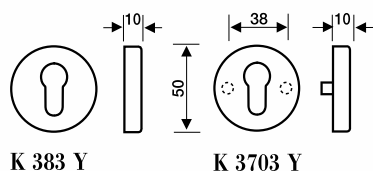


K 383

K 3703

**K 383 - K 3703**

Bocchetta foro normale  
Standard hole escutcheon

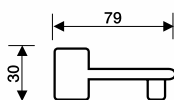


K 383 Y

K 3703 Y

**K 383 Y - K 3703 Y**

Bocchetta foro cilindro  
Euro-profile hole escutcheon



**M 391**

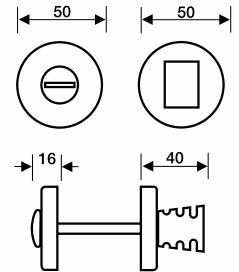
Chiave per porta  
Door key



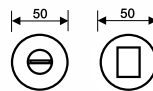
<b>Materiale</b> Ottone	Material Brass
<b>Finitura</b> Cromo Cromsatin Oro	Finish Chrome Satin chrome Brass



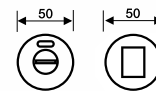
**K 3011**  
Chiusura privacy BZG  
Bathroom privacy set



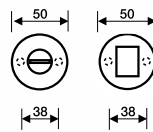
**K 3011 R6 - 7 - 8 BZG**



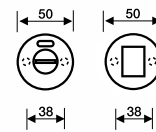
**K 3011 RS6 - 7 - 8 BZG**



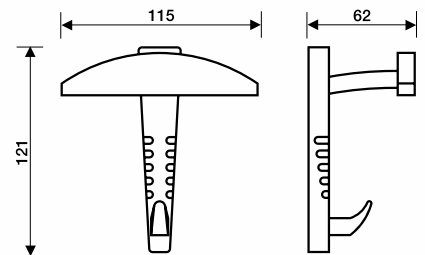
**K 3011 RC6 - 7 - 8 BZG**



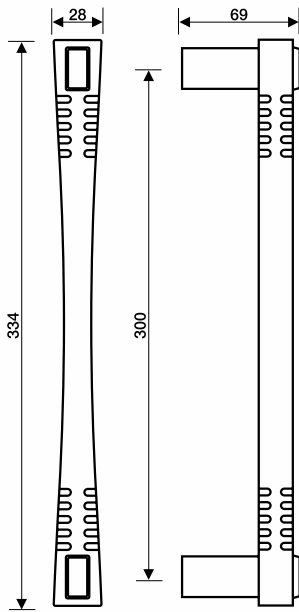
**K 3011 RSC6 - 7 - 8 BZG**



**E 351**  
Portabito  
Coat hook



<b>Materiale</b> Ottone	<b>Material</b> Brass
<b>Finitura</b> Cromo Cromsatin Oro	<b>Finish</b> Chrome Satin chrome Brass



### K 360

**Maniglione**  
Pull handle

**Interasse**  
Centre distance  
300 mm



**Dispositivi di fissaggio da ordinare a parte**  
Fixings to be ordered separately

pag. 369/370/371



Aldo Rossi

Ha vissuto a Milano, New York e Lago Maggiore.  
Laureato in architettura a Milano, comincia la carriera accademica e viene nominato professore a Palermo e a Milano.  
Tre anni di docenza al “Federal Polytechnic” di Zurigo e di Venezia.  
Professore ospite negli U.S.A. al Harward, Rice, Yale e Cranbrook.  
I suoi edifici più importanti sono stati costruiti in Germania, Italia, Olanda, Inghilterra, U.S.A. e Giappone.

Aldo Rossi lived in Milan, New York, and Lake Maggiore.  
He graduated in architecture in Milan and then began an academic career.  
He was appointed as a professor at Palermo and Milan universities.  
For three years he was a University lecturer at the “Federal Polytechnics” in Zurich and Venice.  
He was a visiting Professor in the U.S.A., at Harvard, Rice, Yale and Cranbrook.  
His most important buildings have been constructed in Germany, Italy, Holland, England, U.S.A. and Japan.

Aldo Rossi





Fusital

## H 320

Serie AR Novantadue design Aldo Rossi



# H 320

Serie AR Novantadue design Aldo Rossi

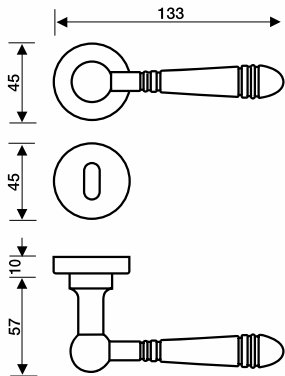


**Materiale**  
**Ottone**  
**Ottone e porcellana**  
**Ottone e legno di ciliegio**

**Material**  
**Brass**  
**Brass and porcelain**  
**Brass and cherry wood**

## H 320

**Maniglia per porta**  
**Door handle**



**Oro**  
**Brass**



**Bianco/Oro**  
**White/Brass**

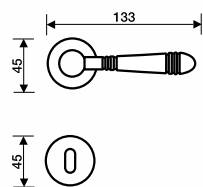


**Legno/Oro**  
**Wood/Brass**

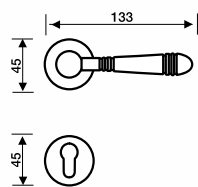
**Serie prodotta solo a richiesta con quantitativi minimi d'ordine**

**Series manufactured upon request only for minimum quantities**

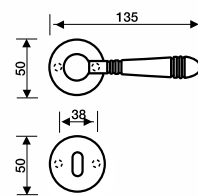
**H 320 R7 - H 320 R8**



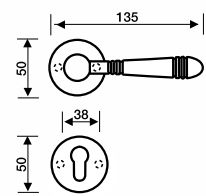
**H 320 R7 Y - H 320 R8 Y**



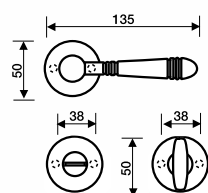
**H 320 RG8/8.5**



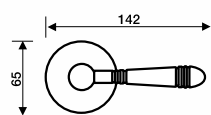
**H 320 RG8/8.5 Y**



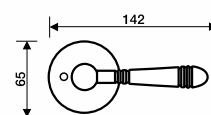
**H 320 RG6 - 7 - 8 BZG**



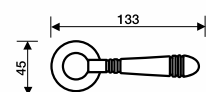
**H 320 RP Passage**



**H 320 RP Privacy**



**H 320 R SB**



<b>Materiale</b>	Material
<b>Ottone</b>	Brass
<b>Ottone e porcellana</b>	Brass and porcelain
<b>Ottone e legno di ciliegio</b>	Brass and cherry wood

<b>Finitura</b>	Finish
<b>Oro</b>	Brass
<b>Bianco/Oro</b>	White/Brass
<b>Legno/Oro</b>	Wood/Brass



### H 320 F RS

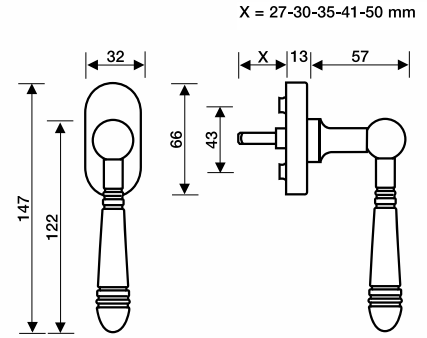
Maniglia per finestra  
Window handle

**Movimento**

4 scatti

Movement

4 click positions



H 320 F RS

### H 320 F SER

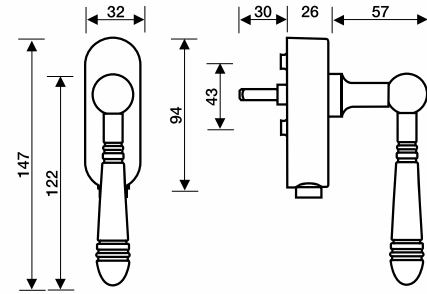
Maniglia per finestra  
Window handle

**Movimento**

4 scatti con chiave

Movement

4 click positions with key



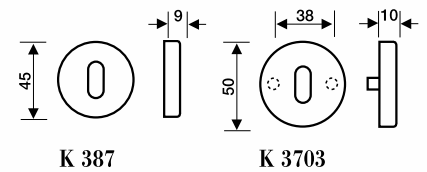
H 320 F SER

<b>Finitura</b>	Finish
<b>Oro</b>	Brass



### K 387 - K 3703

Bocchetta foro normale  
Standard hole escutcheon

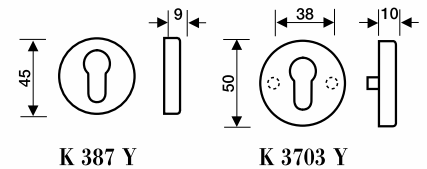


K 387

K 3703

### K 387 Y - K 3703 Y

Bocchetta foro cilindro  
Euro-profile hole escutcheon



K 387 Y

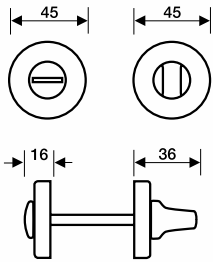
K 3703 Y

**Materiale**  
Ottone

**Material**  
Brass

**Finitura**  
Oro

**Finish**  
Brass

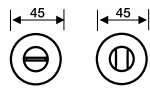


**K 382**

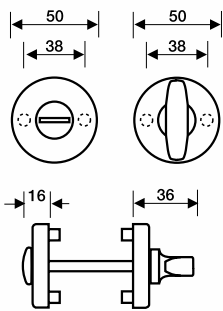
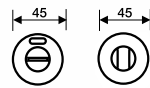
**Chiusura privacy BZG**  
Bathroom privacy set



**K 382 R6 - 7 - 8 BZG**



**K 382 RS6 - 7 - 8 BZG**

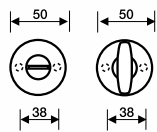


**K 389**

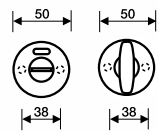
**Chiusura privacy BZG**  
Bathroom privacy set



**K 389 RG6 - 7 - 8 BZG**



**K 389 RS G6 - 7 - 8 BZG**





Fusital



Skidmore, Owings & Merrill

Skidmore, Owings & Merrill LLP viene fondato come studio di architetti e ingegneri, organizzato per riflettere il legame fondamentale tra queste due discipline nel design per l'edilizia. Fin dai suoi esordi, la società riunisce designer, progettisti, ingegneri, architetti d'interni, disegnatori di mobili e manager, tutti uniti dalla stessa volontà di focalizzare la propria attenzione su progetti che trarranno giovamento dalla loro interazione.

Questo approccio aziendale integrato e collaborativo, insieme alla raffinatezza nelle applicazioni tecnologiche per l'edilizia, la ricerca esaustiva di nuovi materiali e tecniche, e l'impegno per la qualità del design, hanno portato come risultato ad un portafoglio che comprende alcune tra le più importanti opere architettoniche del XX e XXI secolo.

A partire dalla pianificazione strategica e dalla progettazione di intere regioni, città e quartieri come il Canary Wharf a Londra e lo Saadiyat Island Cultural District ad Abu Dhabi, alla progettazione di importanti punti di riferimento come il Lever House a New York, la Banca Lambert a Bruxelles, l'Aeroporto Internazionale Ben Gurion in Israele, e il 7 World Trade Center a New York, a progetti di interni come la sede generale dell'U.S. Census Bureau fuori Washington D.C. e la Sala Contrattazioni della Borsa di New York, al design di oggetti, arredo e prodotti come una linea di tessuti da tappeto ecologici per Milliken, nonché un po' di tutto, SOM si è costantemente distinta per la sua abilità nel fornire soluzioni di design funzionali, innovative, iconiche e di significato.

Skidmore, Owings & Merrill LLP was founded as a practice of architects and engineers organized to reflect the fundamental relationship between these two disciplines in building design. From the beginning, the firm has brought together designers, planners, engineers, interior designers, furniture designers and managers as colleagues, focusing their attention on projects that would benefit from their interaction.

This integrated and collaborative approach, coupled with the firm's sophistication in building technology applications, its exhaustive research into new materials and techniques, and its commitment to design quality, has resulted in a portfolio that features some of the most important architectural accomplishments of the 20th and 21st centuries.

From the master planning and design of entire regions, cities and neighborhoods, such as Canary Wharf in London and Abu Dhabi's Saadiyat Island Cultural District, to the design of important landmarks like New York's Lever House, Banque Lambert in Brussels, Ben Gurion International Airport in Israel, and 7 World Trade Center in New York, to interiors projects, like the U.S. Census Bureau Headquarters outside of Washington, D.C. and the New York Stock Exchange Trading Floor, to the design of objects, furnishings and products like a line of environmentally friendly carpeting for Milliken, and everything in between, SOM has consistently distinguished itself for its ability to deliver design solutions that are purposeful, innovative, iconic and meaningful.







Fusital

## H 359

Serie SOM New York Duemilasette design Skidmore, Owings & Merrill



# H 359

Serie SOM New York Duemilasette design Skidmore, Owings & Merrill

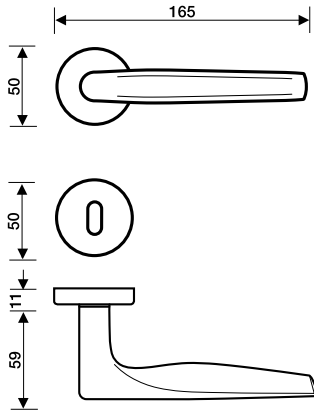


Materiale  
Ottone

Material  
Brass

## H 359

Maniglia per porta  
Door handle



Cromsatin  
Satin chrome

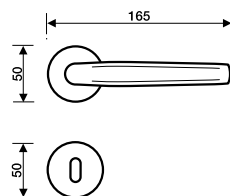


Cromo  
Chrome

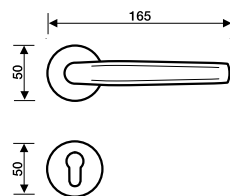


Bronzsatin  
Satin bronze

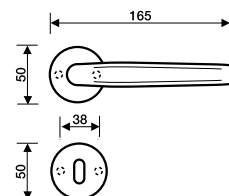
### H 359 R7 - H359 R8



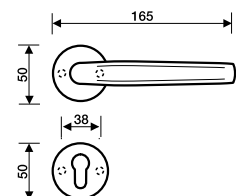
### H 359 R7 Y - H 359 R8 Y



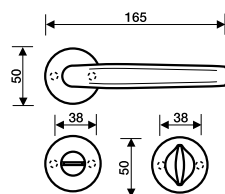
### H 359 RG8/8.5



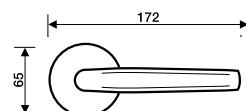
### H 359 RG8/8.5 Y



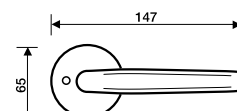
### H 359 RG6 - 7 - 8 BZG



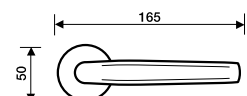
### H 359 RP Passage



### H 359 RP Privacy



### H 359 R SB





<b>Materiale</b> Ottone	<b>Material</b> Brass
<b>Finitura</b> Cromsatin Bronzsat	<b>Finish</b> Satin chrome Satin bronze

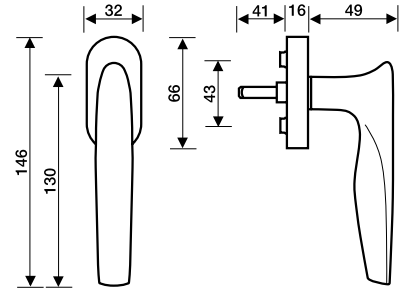


**H 359 F RS - 41**

**Maniglia per finestra**  
Window handle

**Movimento**  
4 scatti

Movement  
4 click positions

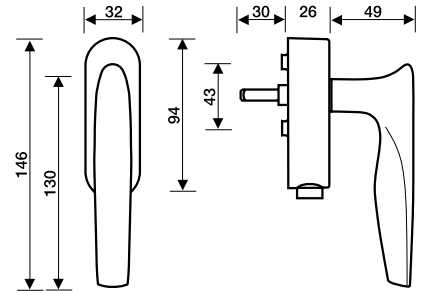


**H 359 F SER**

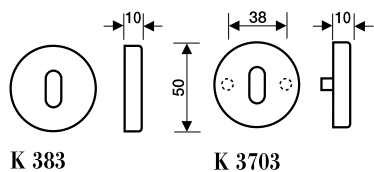
**Maniglia per finestra**  
Window handle

**Movimento**  
4 scatti con chiave

Movement  
4 click positions with  
key

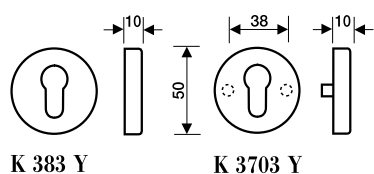


<b>Materiale Ottone</b>	<b>Material Brass</b>
<b>Finitura Cromsatin Bronzsat</b>	<b>Finish Satin chrome Satin bronze</b>



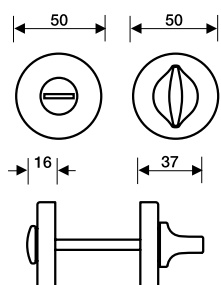
**K 383 - K 3703**

**Bocchetta foro normale**  
Standard hole escutcheon



**K 383 Y - K 3703 Y**

**Bocchetta foro cilindro**  
Euro-profile hole escutcheon



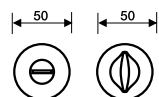
**K 3027**

**Chiusura privacy BZG**  
Bathroom privacy set

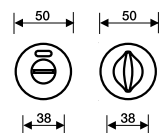


**K 3027 R6 - 7 - 8 BZG**

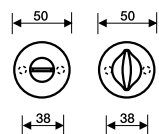
**K 3027 R6 - 7 - 8 BZG**



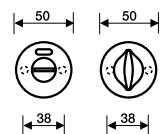
**K 3027 RS6 - 7 - 8 BZG**



**K 3027 RG6 - 7 - 8 BZG**



**K 3027 RSG6 - 7 - 8 BZG**





Sottsass Associati

da sinistra/from left:

Mario Milizia  
Ettore Sottsass

Marco Zanini  
James Irvine

Mike Ryan  
Johanna Grawunder

Le nostre maniglie per Fusital sono le maniglie che noi vogliamo per gli interni che disegniamo; maniglie che nella loro semplicità ed essenzialità diventano un segno chiaro e forte nel disegno della porta.

Rispettano l'ergonomia ma nello stesso tempo apportano al disegno di un interno, un elemento di "design" che è immediatamente riconoscibile.

Sono un complemento d'arredo importante nella tradizione del design italiano di "progettare" ogni elemento del paesaggio domestico, con quell'attenzione al dettaglio, anche più minimo, che è unica del nostro paese.

L'offerta di maniglie sul mercato è, oggi, estremamente ampia e variegata e va dalle forme molto organiche a ogni possibile stile decorativo.

La nostra proposta va nella direzione di accentuare al massimo l'essenzialità del disegno e fornire ad architetti ed arredatori un prodotto fortemente connotato e, sostanzialmente, unico nel suo genere.

Naturalmente un disegno così basilico richiede materiali ed un'esecuzione estremamente curata, quasi maniacale, nella attenzione ad ogni più piccolo dettaglio e aspetto del processo produttivo e di finitura, ma questa è una caratteristica comune a tutti i prodotti di Fusital.

Our handles for Fusital are the handles we want for the interiors we design; handles that in their essential simplicity make a clear and strong statement in door design.

They respect the ergonomics but, at the same time, they bring to the design of an interior, a "design" element that is immediately recognisable.

They are an important complement of decoration in the tradition of Italian design to "project" each element of the domestic landscape, with that attention to detail, even to the smallest, which is unique to our country.

The offer of handles on the market is, today, extremely wide and varied and it goes from very organic forms to every possible decorative style.

Our proposal goes in the direction of accentuating to the utmost the essentials of design and supplying to architects and interior designers a product with strong characteristic features, which is, substantially, unique in its kind.

Of course, such a basic design requires materials and execution with extreme, almost maniacal, care as well as attention to each small detail and aspect of the production process and finish, but this is a common characteristic of all the products of Fusital.


ETTORE SOTTASS



Fusital

## H 316

Serie S Novantuno design Sottsass Associati



# H 316

Serie S Novantuno design Sottsass Associati

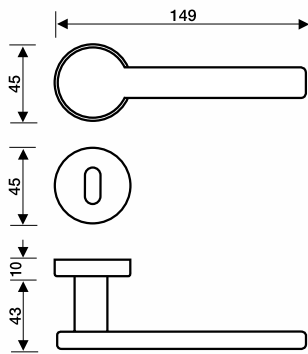


Materiale  
Ottone

Material  
Brass

## H 316

Maniglia per porta  
Door handle



Cromo  
Chrome

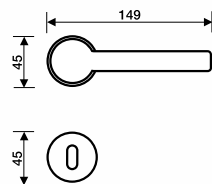


Oro  
Brass

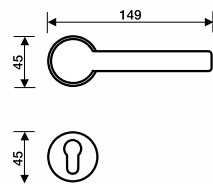
Serie prodotta  
solo a richiesta con  
quantitativi minimi  
d'ordine

Series manufactured  
upon request only  
for minimum  
quantities

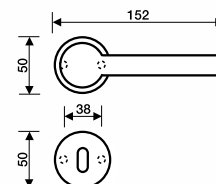
### H 316 R7 - H 316 R8



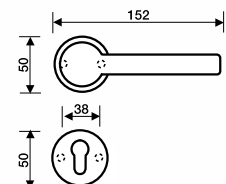
### H 316 R7 Y - H 316 R8 Y



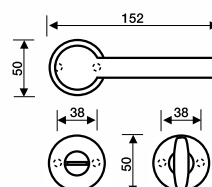
### H 316 RG8/8.5



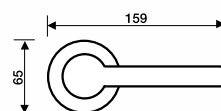
### H 316 RG8/8.5 Y



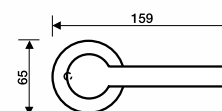
### H 316 RG6 - 7 - 8 BZG



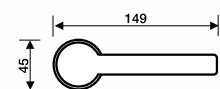
### H 316 RP Passage



### H 316 RP Privacy



### H 316 R SB



<b>Materiale</b> Ottone	Material Brass
<b>Finitura</b> Cromo Oro	Finish Chrome Brass



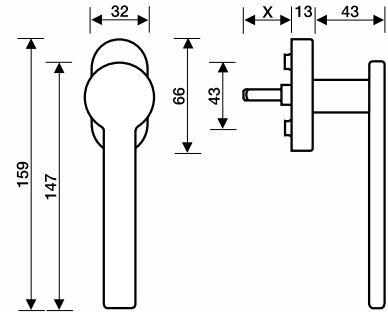
X = 27-30-35-41-50 mm

### H 316 F RS

Maniglia per finestra  
Window handle

Movimento  
4 scatti

Movement  
4 click positions



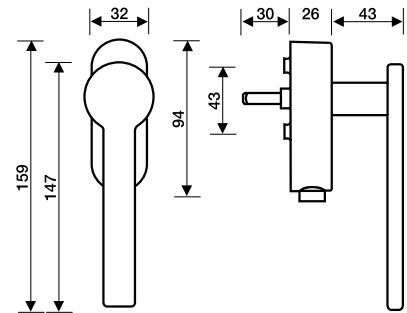
H 316 F RS

### H 316 F SER

Maniglia per finestra  
Window handle

Movimento  
4 scatti con chiave

Movement  
4 click positions with key

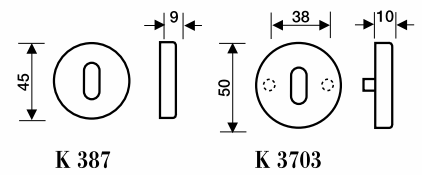


H 316 F SER



### K 387 - K 3703

Bocchetta foro normale  
Standard hole escutcheon

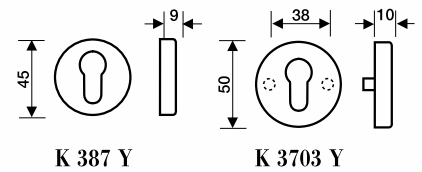


K 387

K 3703

### K 387 Y - K 3703 Y

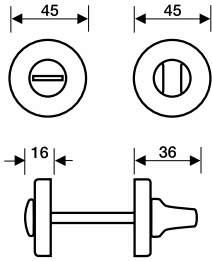
Bocchetta foro cilindro  
Euro-profile hole escutcheon



K 387 Y

K 3703 Y

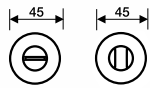
<b>Materiale Ottone</b>	Material Brass
<b>Finitura Cromo Oro</b>	Finish Chrome Brass



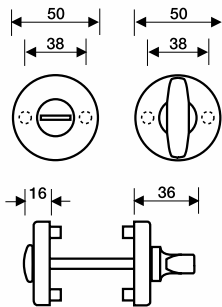
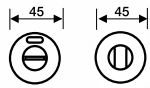
**K 382**  
Chiusura privacy BZG  
Bathroom privacy set



**K 382 R6 - 7 - 8 BZG**



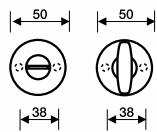
**K 382 RS6 - 7 - 8 BZG**



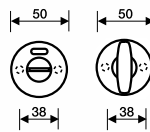
**K 389**  
Chiusura privacy BZG  
Bathroom privacy set



**K 389 RG6 - 7 - 8 BZG**



**K 389 RS G6 - 7 - 8 BZG**








Fusital

## H 314

Serie S Novanta design Sottsass Associati



# H 314

Serie S Novanta design Sottsass Associati

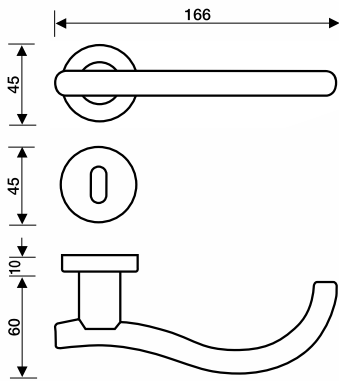


Materiale  
Ottone

Material  
Brass

## H 314

Maniglia per porta  
Door handle



Cromo  
Chrome

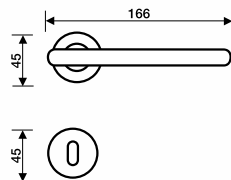


Oro  
Brass

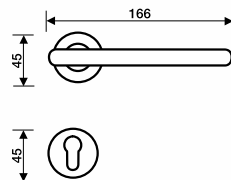
Serie prodotta  
solo a richiesta con  
quantitativi minimi  
d'ordine

Series manufactured  
upon request only  
for minimum  
quantities

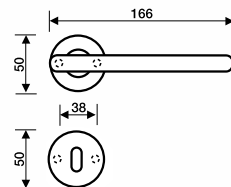
### H 314 R7 - H 314 R8



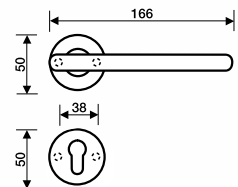
### H 314 R7 Y - H 314 R8 Y



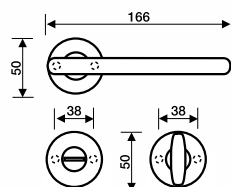
### H 314 RC8/8.5



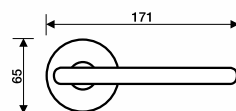
### H 314 RC8/8.5 Y



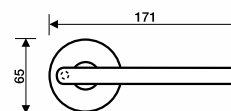
### H 314 RC6 - 7 - 8 BZG



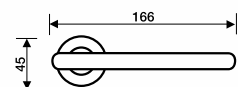
### H 314 RP Passage



### H 314 RP Privacy



### H 314 R SB



<b>Materiale</b> Ottone	Material Brass
<b>Finitura</b> Cromo Oro	Finish Chrome Brass

X = 27-30-35-41-50 mm

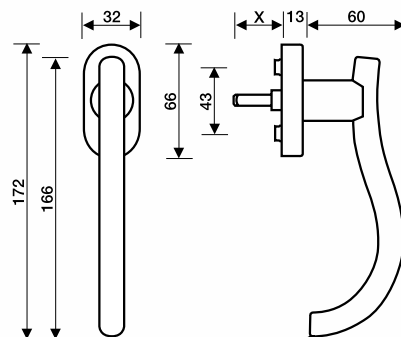


### H 314 F RS

Maniglia per finestra  
Window handle

Movimento  
4 scatti

Movement  
4 click positions



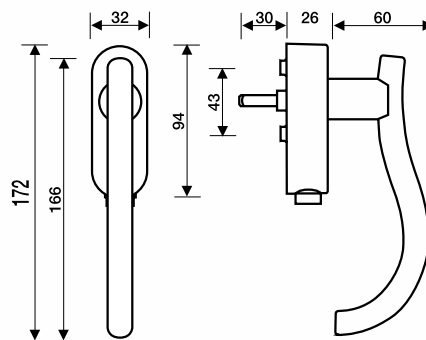
H 314 F RS

### H 314 F SER

Maniglia per finestra  
Window handle

Movimento  
4 scatti con chiave

Movement  
4 click positions with key

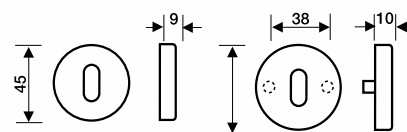


H 314 F SER



### K 387 - K 3703

Bocchetta foro normale  
Standard hole escutcheon



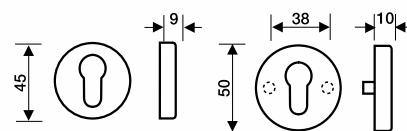
K 387

K 3703



### K 387 Y - K 3703 Y

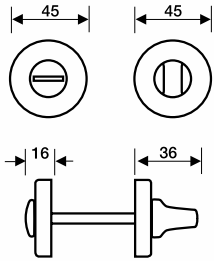
Bocchetta foro cilindro  
Euro-profile hole escutcheon



K 387 Y

K 3703 Y

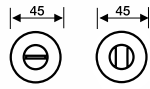
<b>Materiale Ottone</b>	Material Brass
<b>Finitura Cromo Oro</b>	Finish Chrome Brass



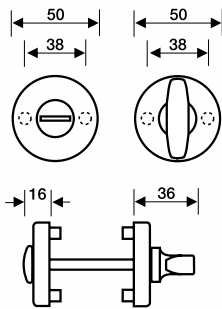
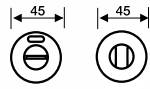
**K 382**  
Chiusura privacy BZG  
Bathroom privacy set



**K 382 R6 - 7 - 8 BZG**



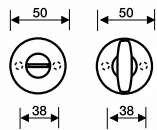
**K 382 RS6 - 7 - 8 BZG**



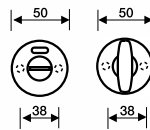
**K 389**  
Chiusura privacy BZG  
Bathroom privacy set



**K 389 RG6 - 7 - 8 BZG**



**K 389 RS G6 - 7 - 8 BZG**






Fusital

**H 38**

Serie Quattro S design Sottsass Associati



# H 38

Serie **Quattro S** design Sottsass Associati

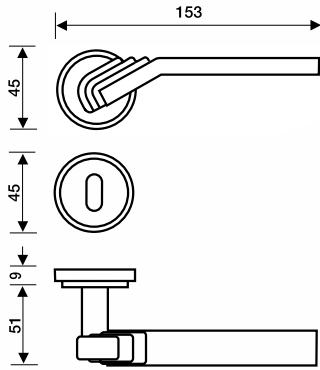


Materiale  
Ottone

Material  
Brass

## H 38

Maniglia per porta  
Door handle

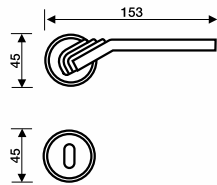


Oro  
Brass

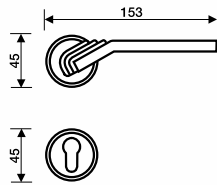
Serie prodotta  
solo a richiesta con  
quantitativi minimi  
d'ordine

Series manufactured  
upon request only  
for minimum  
quantities

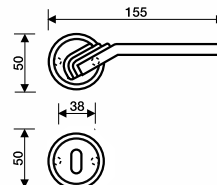
### H 38 R7 - H 38 R8



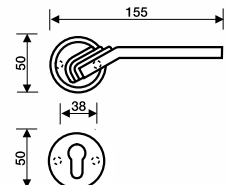
### H 38 R7 Y - H 38 R8 Y



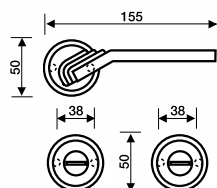
### H 38 RG8/8.5



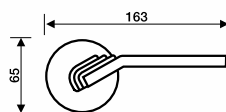
### H 38 RG8/8.5 Y



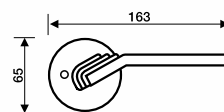
### H 38 RG6 - 7 - 8 BZG



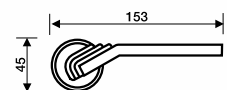
### H 38 RP Passage



### H 38 RP Privacy



### H 38 R SB



**Materiale**  
Ottone

**Material**  
Brass

**Finitura**  
Oro

**Finish**  
Brass

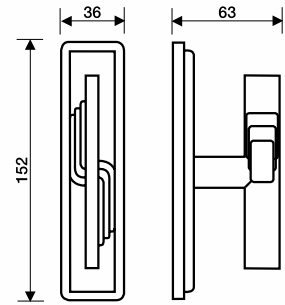


**H 38 F**

**Maniglia per finestra**  
Window handle

**Movimenti**  
Movements

**Gratz**  
**Gratz CP**  
**Gratz/7**  
**Martellina**



X = 27-30-35-41-50 mm

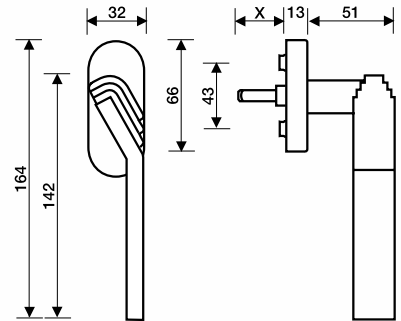


**H 38 F RS**

**Maniglia per finestra**  
Window handle

**Movimento**  
4 scatti

**Movement**  
4 click positions



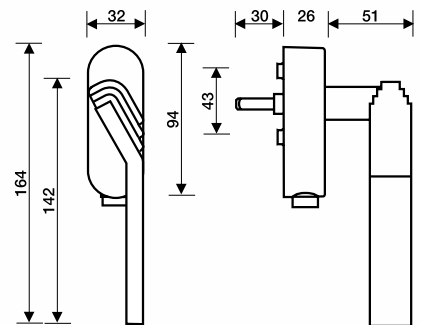
**H 38 F RS**

**H 38 F SER**

**Maniglia per finestra**  
Window handle

**Movimento**  
4 scatti con chiave

**Movement**  
4 click positions with key



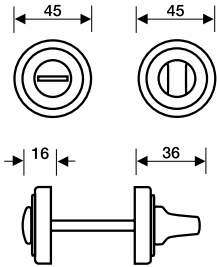
**H 38 F SER**

**Materiale**  
Ottone

**Material**  
Brass

**Finitura**  
Oro

**Finish**  
Brass

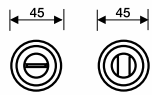


**K 3001**  
Chiusura privacy BZG  
Bathroom privacy set

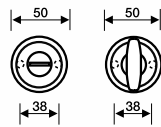


K 3001 R6 - 7 - 8 BZG

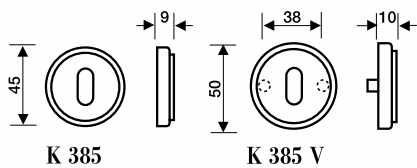
**K 3001 R6 - 7 - 8 BZG**



**K 3001 RG6 - 7 - 8 BZG**



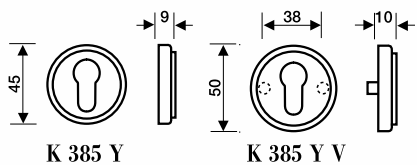
K 3001 RG6 - 7 - 8 BZG



K 385

K 385 V

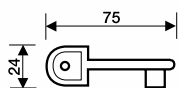
**K 385 - K 385 V**  
Bocchetta foro normale  
Standard hole escutcheon



K 385 Y

K 385 Y V

**K 385 Y - K 385 Y V**  
Bocchetta foro cilindro  
Euro-profile hole escutcheon



**M 366**  
Chiave per porta  
Door key







Ricardo Bofill

L'esperienza maturata dalla mia équipe, il Taller Design, durante trent'anni di lavoro sul tema dell'urbanistica e dell'alloggio applicato a grandi progetti internazionali ci ha condotto a una riflessione sul trattamento degli spazi interni con il fine di ritrovare una relazione coerente e armoniosa tra l'esterno e l'interno architettonico.

Attraverso questi progetti abbiamo cercato un linguaggio che si accordasse con una scrittura propria del Taller, linguaggio capace di rappresentare il passaggio dall'architettura all'oggetto senza pertanto esserne la semplice riduzione.

La creazione di ogni oggetto è per noi un'opportunità per apprezzare nel modo più allusivo la questione della forma e del suo intimo significato senza provocare una rottura con il vocabolario dell'opera costruita.

E' per questa ragione che, sotto la sembianza funzionale, il disegno di questa maniglia è direttamente ispirato dalla sintassi e dalle tecniche usate nell'elaborazione della nostra architettura.

La particolarità del disegno di questa maniglia risiede nella articolazione tra l'elemento perno e la maniglia propriamente detta, un'articolazione che si ispira agli accoppiamenti strutturali dei profili metallici, con il fine di armonizzare l'insieme degli elementi compositivi.

Si tratta di un accoppiamento semplice e rigoroso che conferisce la robustezza necessaria a questa maniglia, oggetto sottoposto a un uso così frequente.

Costruire significa anche dominare la coerenza di un tutto, dalla struttura generale di un edificio fino al minimo dettaglio.


The experience gained by my equipe, Taller Design, which has matured during thirty years of working on major international projects in town and residential planning, has led us to a reflection upon the treatment of interior space with the object of finding a coherent and harmonious relationship between interior and exterior architecture.

Throughout these projects we have sought for a language which would accord with and be a true reflection of the work of Taller, a language capable of representing the passage from architecture to object without it consequently just being its simple reduction. The creation of each object is for us an opportunity to approach in the most allusive way the question of form and of its innermost meaning without causing a break with the vocabulary of the work built up.

It is for just such a reason that, under the functional appearance, the design of this handle is directly inspired by the syntax and the techniques used in the elaboration of our architecture.

The design of this handle lies particularly in the joint between the pin element and the handle itself, a joint which is inspired by the structural joining of metallic profiles, with the object of harmonizing all of the component elements.

It is a simple and rigorous joining which confers the robustness necessary to this handle, an object submitted to such frequent use. To build means also to dominate the coherence of a whole, from the general structure of a building to the smallest detail.






Fusital

## H 329

Serie RB Novantacinque design Taller Design Ricardo Bofill



# H 329

Serie RB Novantacinque design Taller Design Ricardo Bofill

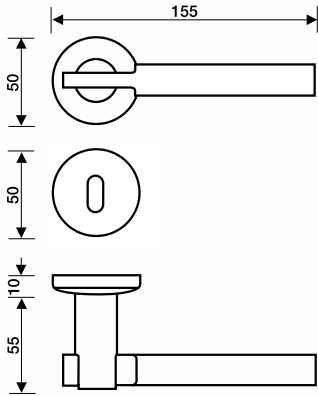


Materiale  
Ottone

Material  
Brass

## H 329

Maniglia per porta  
Door handle



Cromo/Cromsatin  
Chrome/Satin chrome

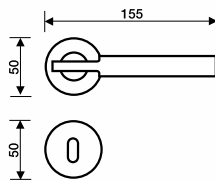


Oro/Orsatin  
Brass/Satin brass

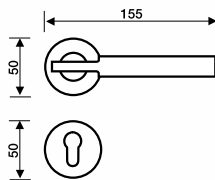
H 5008  
Serie Himalaya

Acciaio Inox  
Stainless Steel

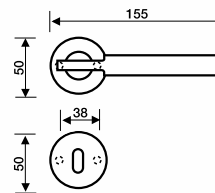
### H 329 R7 - H 329 R8



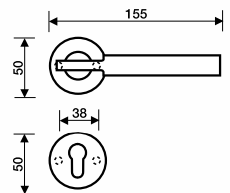
### H 329 R7 Y - H 329 R8 Y



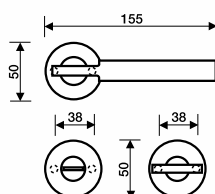
### H 329 RG8/8.5



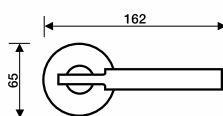
### H 329 RG8/8.5 Y



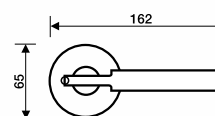
### H 329 RG6 - 7 - 8 BZG



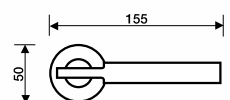
### H 329 RP Passage



### H 329 RP Privacy



### H 329 R SB



<b>Materiale</b> Ottone	Material Brass
<b>Finitura</b> Cromo/Cromsatin Oro/Orsatin	Finish Chrome/Satin chrome Brass/Satin brass

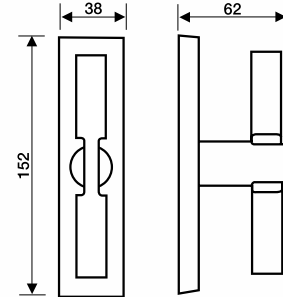


**H 329 F**

**Maniglia per finestra**  
Window handle

**Movimenti**  
Movements

Gratz  
Gratz CP  
Gratz/7  
Martellina



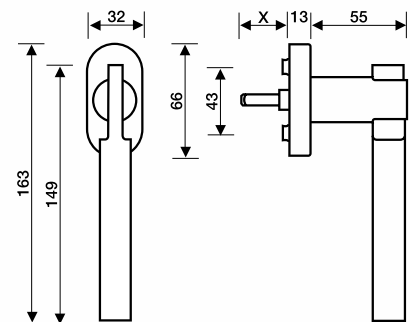
**H 329 F RS**

**Maniglia per finestra**  
Window handle

**Movimento**  
4 scatti

Movement  
4 click positions

X = 27-30-35-41-50 mm



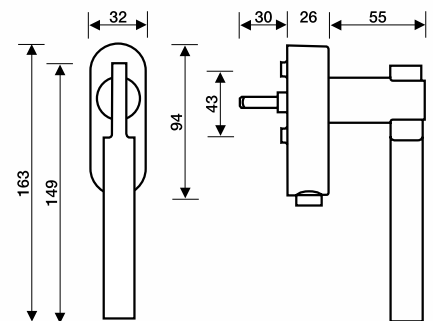
H 329 F RS

**H 329 F SER**

**Maniglia per finestra**  
Window handle

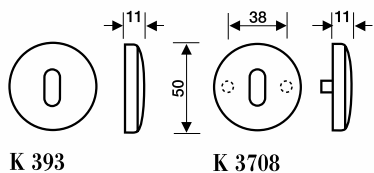
**Movimento**  
4 scatti con chiave

Movement  
4 click positions with key



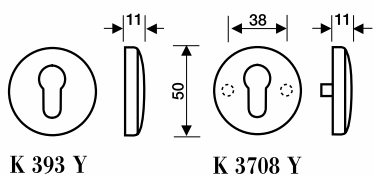
H 329 F SER

<b>Materiale</b> Ottone	Material Brass
<b>Finitura</b> Cromo Oro	Finish Chrome Brass



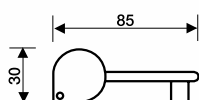
**K 393 - K 3708**

**Bocchetta foro normale**  
Standard hole escutcheon



**K 393 Y - K 3708 Y**

**Bocchetta foro cilindro**  
Euro-profile hole escutcheon



**M 383**

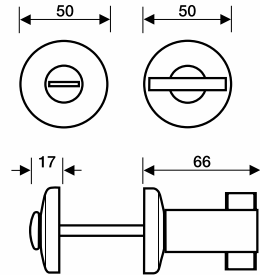
**Chiave per porta**  
Door key



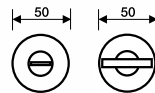
<b>Materiale Ottone</b>	Material Brass
<b>Finitura Cromo/Cromsatin Oro/Orsatin</b>	Finish Chrome/Satin chrome Brass/Satin brass



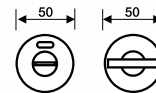
**K 392**  
Chiusura privacy  
Bathroom privacy set



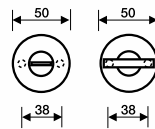
**K 392 R6 - 7 - 8 BZG**



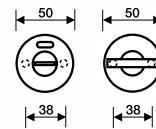
**K 392 RS6 - 7 - 8 BZG**



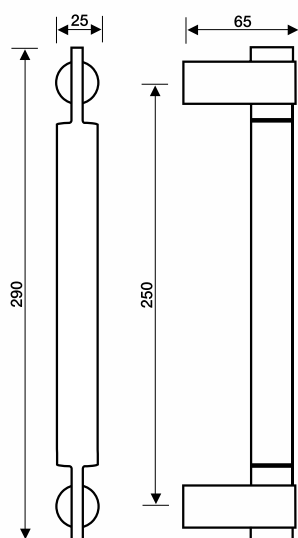
**K 392 RG6 - 7 - 8 BZG**



**K 392 RS G6 - 7 - 8 BZG**



<b>Materiale</b> <b>Ottone</b>	Material Brass
<b>Finitura</b> <b>Cromo/Cromsatin</b> <b>Oro/Orsatin</b>	Finish Chrome/Satin chrome Brass/Satin brass



**K 353**  
**K 353 S**

Maniglione  
Pull handle

**K 353 S:**  
Per applicazione  
in coppia con K 353

For application  
in pairs with K 353

Interasse  
Centre distance  
250 mm

Altre misure a richiesta  
Other sizes upon request



Dispositivi di fissaggio da ordinare a parte  
Fixings to be ordered separately

pag. 369/370/371





Matteo Thun

La paura del virtuosismo - linee sempre più sofisticate - idee sempre più "design" - il mercato chiede il nuovo - disegnare una maniglia è un po' come disegnare una sedia.

Un esercizio, quello della maniglia, che parte da una chiara idea di routine manuale, un'idea di come la mano tocca, una idea di come sono fatte le cinque dita, le corrispondenze interfalangee, una precisa idea tra ordine delle cose ed i motivi del casuale.

Sono preparate le nostre falange dopo tanti esercizi con mouse, con tasti, con tecniche elettroniche digitali a sostituire il vecchio apri-chiudi? .....

The fear of virtuousness - increasingly sophisticated lines - more and more "design" ideas - the market seeks the new - designing a handle is a little like designing a chair.

An exercise, that of the handle, beginning with a clear idea of the manual routine, an idea of how the hand touches, an idea of how the five fingers are made, the corresponding bone structure, a precise idea between the order of things and casual motives.

Are the bones of our fingers prepared, after many exercises, with computer mouse, keys, digital electronic techniques, to replace the old way of opening and closing doors? .....

Matteo Thun



Fusital

## H 330

Serie T Novantasette design Matteo Thun



# H 330

Serie T Novantasette design Matteo Thun

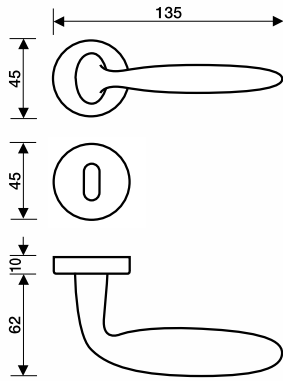


Materiale  
Ottone

Material  
Brass

## H 330

Maniglia per porta  
Door handle



Cromsatin  
Satin chrome

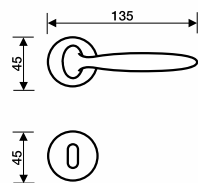


Oro  
Brass

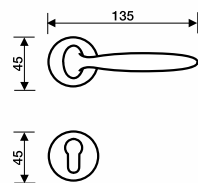


Orsatin  
Satin brass

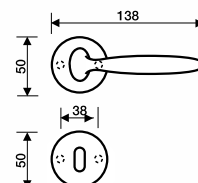
### H 330 R7 - H 330 R8



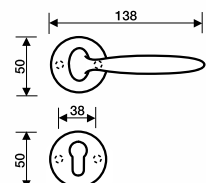
### H 330 R7 Y - H 330 R8 Y



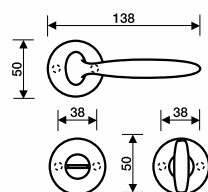
### H 330 RC8/8.5



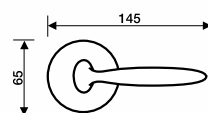
### H 330 RC8/8.5 Y



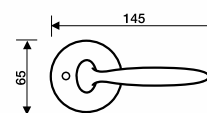
### H 330 RC6 - 7 - 8 BZG



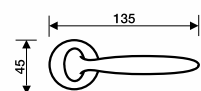
### H 330 RP Passage



### H 330 RP Privacy



### H 330 R SB



Serie T Novantasette design Matteo Thun

<b>Materiale</b> Ottone	<b>Material</b> Brass
<b>Finitura</b> Cromsatin Oro Orsatin	<b>Finish</b> Satin chrome Brass Satin brass

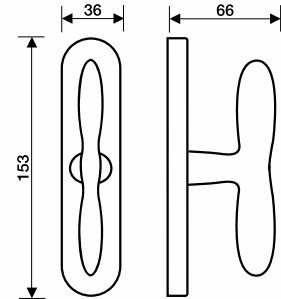


**H 330 F**

**Maniglia per finestra**  
Window handle

**Movimenti**  
Movements

Gratz  
Gratz CP  
Gratz/7  
Martellina



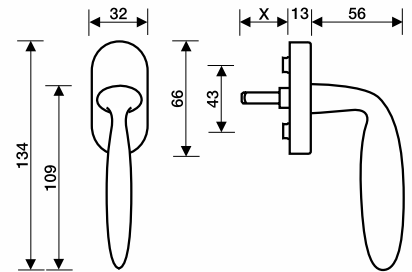
**H 330 F RS**

**Maniglia per finestra**  
Window handle

**Movimento**  
4 scatti

Movement  
4 click positions

X = 27-30-35-41-50 mm

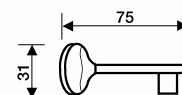


H 330 F RS

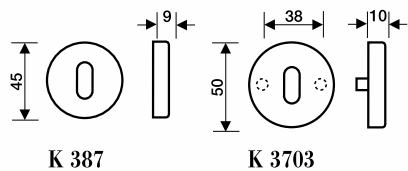


**M 384**

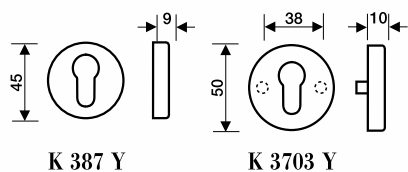
**Chiave per porta**  
Door key



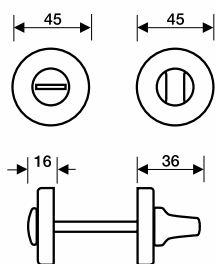
<b>Materiale Ottone</b>	<b>Material Brass</b>
<b>Finitura Cromsatin</b>	<b>Finish Satin chrome</b>
<b>Oro</b>	<b>Brass</b>
<b>Orsatin</b>	<b>Satin brass</b>



**K 387 - K 3703**  
Bocchetta foro normale  
Standard hole escutcheon



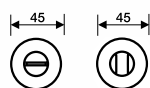
**K 387 Y - K 3703 Y**  
Bocchetta foro cilindro  
Euro-profile hole escutcheon



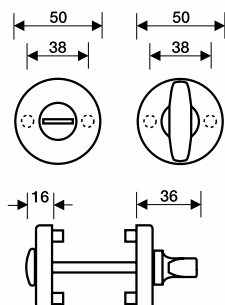
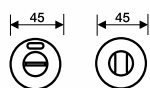
**K 382**  
Chiusura privacy BZG  
Bathroom privacy set



**K 382 R6 - 7 - 8 BZG**



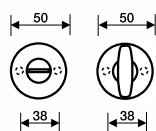
**K 382 RS6 - 7 - 8 BZG**



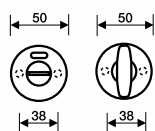
**K 389**  
Chiusura privacy BZG  
Bathroom privacy set



**K 389 RG6 - 7 - 8 BZG**



**K 389 RS G6 - 7 - 8 BZG**







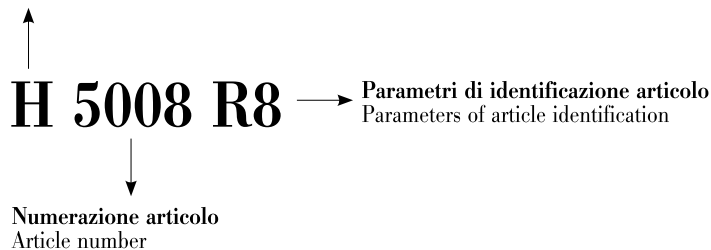
**Fusital Inox**  
Fusital Stainless Steel



**Legenda codici di identificazione articoli inox**  
Articles identification codes




**Composizione codice prodotto**  
Composition of product code


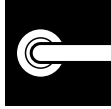
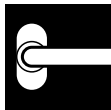
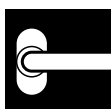







**Identificazione tipologia prodotto**  
Product type identification



<b>H</b>	<b>Maniglie per porta e per finestra / Door handles and window handles</b>
<b>K</b>	<b>Pomoli per porta / Doorknobs</b> <b>Placche di sicurezza / Security plates</b>
<b>L</b>	<b>Fermaporta / Door stops</b>
<b>P</b>	<b>Maniglioni / Pull handles</b>
<b>R</b>	<b>Rosette per maniglioni / Rosettes for pull handles</b> <b>Bocchette / Escutcheons</b>
<b>S</b>	<b>Chiusure privacy BZG / Bathroom privacy sets</b>
<b>X</b>	<b>Complementari e sistemi di fissaggio / Complementary accessories and fixing systems</b>

**Descrizione parametri di identificazione articolo**  
Description of parameters for article identification

<b>...R8</b>		Articolo con rosetta rotonda e molla di ritorno, quadro 8 mm, sottorosetta in acciaio con viti in acciaio inox per porte in legno, <b>senza bocchetta.</b> Article with round rose and spring, 8 mm spindle, steel anchor plate with stainless steel screws for wooden doors, <b>without escutcheon.</b>
<b>...RG 8</b>		Articolo con rosetta rotonda e molla di ritorno, quadro 8 mm, sottorosetta in acciaio con perni per viti passanti in acciaio inox, <b>senza bocchetta.</b> Article with round rose and spring, 8 mm spindle, steel anchor plate for stainless steel bolt through fixing, <b>without escutcheon.</b>
<b>...RG 8,5</b>		Articolo con rosetta rotonda e molla di ritorno, quadro 8.5 mm, sottorosetta in acciaio con perni per viti passanti in acciaio inox, <b>senza bocchetta.</b> Article with round rose and spring, 8.5 mm spindle, steel anchor plate for stainless steel bolt through fixing, <b>without escutcheon.</b>

...RG9 AS		<p>Articolo con rosetta rotonda, quadro 9 mm, anello di sicurezza, sottorosetta in acciaio con perni per viti passanti in acciaio inox, <b>senza bocchetta</b>. Article with round rose, 9 mm spindle, with circlip and steel anchor plate with stainless steel bolt through fixing, <b>without escutcheon</b>.</p>
...L RG9 AS		<p>Articolo con rosetta rotonda, quadro 9 mm, molla di ritorno, anello di sicurezza, sottorosetta in acciaio con perni per viti passanti in acciaio inox, <b>senza bocchetta</b>. Article with round rose, 9 mm spindle, with circlip and steel anchor plate with stainless steel bolt through fixing, <b>without escutcheon</b>.</p>
...RO9 AS		<p>Articolo con rosetta ovale, quadro 9 mm, anello di sicurezza, sottorosetta in acciaio con perni e viti in acciaio inox per fissaggi su porte con profili metallici, <b>senza bocchetta</b>. Article with oval rose, 9 mm spindle, with circlip and steel anchor plate with stainless steel bolt through fixing on doors with metal frame, <b>without escutcheon</b>.</p>
...RO8 AS		<p>Articolo con rosetta ovale, quadro 8 mm, anello di sicurezza, sottorosetta in acciaio con perni e viti in acciaio inox per fissaggi su porte con profili metallici, <b>senza bocchetta</b>. Article with oval rose, 8 mm spindle, with circlip and steel anchor plate with stainless steel bolt through fixing on doors with metal frame, <b>without escutcheon</b>.</p>
...DX		<p>Articolo singolo con impugnatura destra, <b>senza bocchetta</b>. Right hand article, <b>without escutcheon</b>.</p>
...SX		<p>Articolo singolo con impugnatura sinistra, <b>senza bocchetta</b>. Left hand article, <b>without escutcheon</b>.</p>
...DX/SX		<p>Articolo singolo utilizzabile sia destro che sinistro, <b>senza bocchetta</b>. Article useable right or left hand, <b>without escutcheon</b>.</p>
...F RS		<p>Maniglia per finestra con movimento DRY-KEEP 4 scatti disponibile con lunghezza quadro 30-35-41-45 mm. Window handles with movement 4 click positions, available with spindle length 30-35-41-45 mm.</p>
...R.. BZG		<p>Chiusura privacy, quadro disponibile <math>\varnothing</math> 6-7-8 mm sottorosetta con viti a legno. Bathroom privacy set, <math>\varnothing</math> 6-7-8 mm diameter spindle. Anchor plate with wood screws.</p>
...RG.. BZG		<p>Chiusura privacy, quadro disponibile <math>\varnothing</math> 6-7-8 mm e lunghezza 75-85 mm sottorosetta in acciaio con viti passanti. Bathroom privacy set <math>\varnothing</math> 6-7-8 mm diameter spindle with length of 75-85 mm, steel anchor plate with through screws.</p>
...RS.. BZG		<p>Chiusura privacy con indicatore libero/occupato, quadro disponibile <math>\varnothing</math> 6-7-8 mm. Bathroom privacy set with free/occupied indicator, <math>\varnothing</math> 6-7-8 mm diameter spindle.</p>

**...RSG..BZG**



Chiusura privacy con indicatore libero/occupato, quadro disponibile  $\varnothing$  6-7-8 mm e lunghezza 75-85 mm, sottobocchetta con viti passanti.  
Bathroom privacy set with free/occupied indicator,  $\varnothing$  6-7-8 mm diameter spindle with length of 75-85 mm Anchor plate with through screws.

**R..RN**



Bocchetta con foro chiave normale, sottobocchetta in acciaio con viti a legno.  
Standard escutcheon, steel anchor plate with wood screws.

**R..RG N**



Bocchetta con foro chiave normale, sottobocchetta in acciaio con perni per viti passanti in acciaio inox.  
Standard escutcheon, steel anchor plate with stainless steel bolt through fixing.

**R..RY**



Bocchetta con foro chiave cilindro, sottobocchetta in acciaio con viti a legno.  
Cylinder escutcheon Euro profile, steel anchor plate with wood screws.

**R..RG Y**



Bocchetta con foro chiave cilindro, sottobocchetta in acciaio con perni per viti passanti in acciaio inox.  
Cylinder escutcheon Euro profile, steel anchor plate with stainless steel bolt through fixing.

**R..RCO**



Bocchetta con foro chiave cilindro ovale, sottobocchetta in acciaio con viti a legno.  
Cylinder escutcheon with oval cylinder hole, steel anchor plate with wood screws.

**R..RG CO**



Bocchetta con foro chiave cilindro ovale, sottobocchetta in acciaio con perni per viti passanti in acciaio inox.  
Cylinder escutcheon with oval cylinder hole, steel anchor plate with stainless steel bolt through fixing.

**R..RK**



Bocchetta con foro chiave cilindro Kaba, sottobocchetta in acciaio con viti a legno.  
Kaba cylinder escutcheon, steel anchor plate with wood screws.

**R..RG K**



Bocchetta con foro chiave cilindro Kaba, sottobocchetta in acciaio con perni per viti passanti in acciaio inox.  
Kaba cylinder escutcheon, steel anchor plate with stainless steel bolt through fixing.

**R..R SFC**



Bocchetta senza foro chiave, sottobocchetta in acciaio con viti a legno.  
Round escutcheon without keyhole, steel anchor plate with wood screws.

**R..RG SFC**




Bocchetta senza foro chiave, sottobocchetta in acciaio con perni per viti passanti in acciaio inox.  
Round escutcheon without keyhole, steel anchor plate with stainless steel bolt through fixing.

**R..Y OV**



Bocchetta ovale con foro chiave cilindro, sottobocchetta in acciaio.  
Oval escutcheon with cylinder keyhole, steel anchor plate.

**R..CO OV**



Bocchetta ovale con foro chiave cilindro ovale, sottobocchetta in acciaio.  
Oval escutcheon with oval cylinder keyhole, steel anchor plate.

---

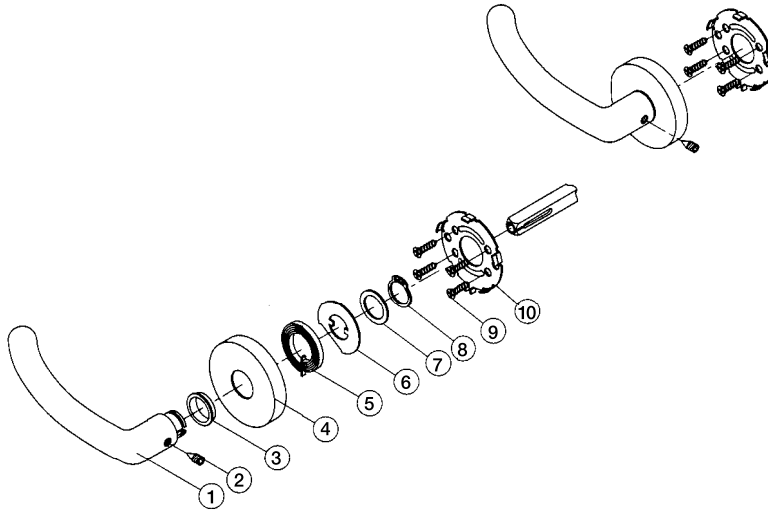
R...SFC OV



Bocchetta ovale senza foro chiave, sottobocchetta in acciaio.  
Oval escutcheon without keyhole, steel anchor plate.

## R8

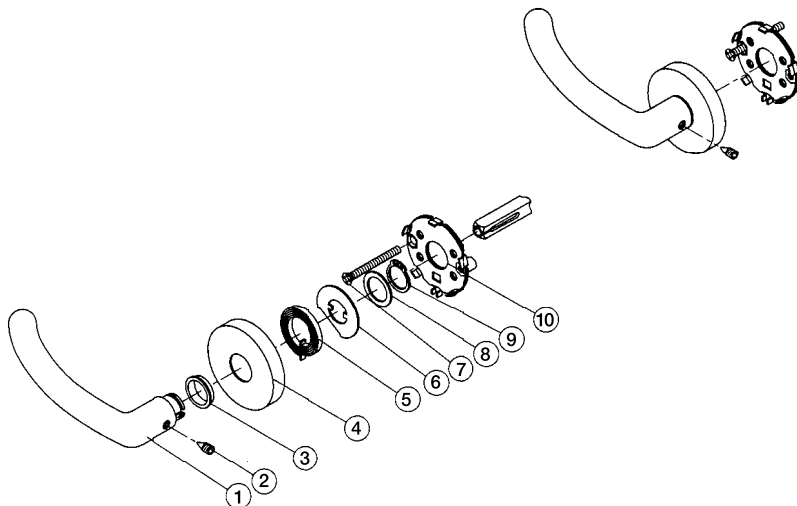
- 1\* Maniglia / Handle
- 2\* Grano / Grub screw
- 3 Rondella nylon / Nylon washer
- 4\* Rosetta / Rosette
- 5 Molla / Spring
- 6 Rondella di fermo / Stopwasher
- 7 Rondella acciaio / Steel washer
- 8 Anello di sicurezza / Circlip
- 9\* Viti a legno 4x15 / Wood screws 4x15 /
- 10 Sottorosetta in acciaio / Steel anchor plate



\*Materiale Acciaio Inox / Material Stainless Steel

## RG8 RG8,5

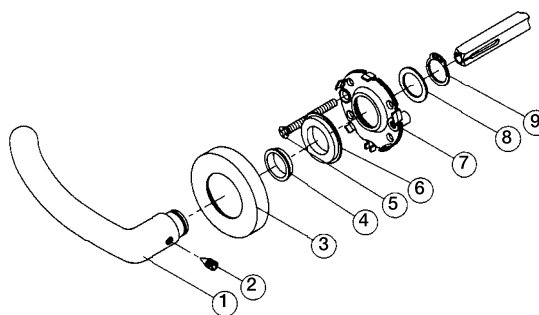
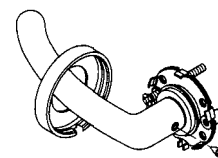
- 1\* Maniglia / Handle
- 2\* Grano / Grub screw
- 3 Rondella nylon / Nylon washer
- 4\* Rosetta / Rosette
- 5 Molla / Spring
- 6 Rondella di fermo / Stopwasher
- 7\* Viti M4x50 con Eslock / Screws M4x50 with Eslock
- 8 Rondella acciaio / Steel washer
- 9 Anello di sicurezza / Circlip
- 10 Sottorosetta in acciaio con perni / Steel anchor plate with pins



\*Materiale Acciaio Inox / Material Stainless Steel

- 1\* **Maniglia / Handle**
- 2\* **Grano / Grub screw**
- 3\* **Rosetta / Rosette**
- 4 **Rondella nylon / Nylon washer**
- 5\* **Viti M4x50 con Eslock / Screws M4x50 with Eslock**
- 6\* **Anello acciaio inox / Stainless steel ring**
- 7 **Sottorosetta in acciaio con perni / Steel anchor plate with pins**
- 8 **Rondella acciaio / Steel washer**
- 9 **Anello di sicurezza / Circlip**

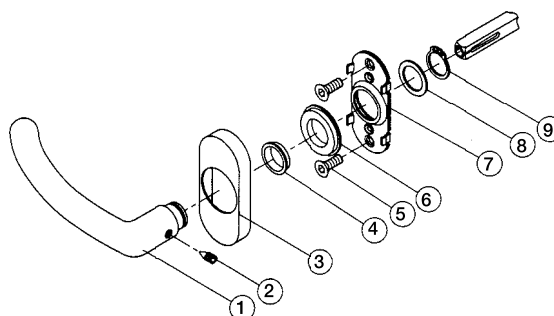
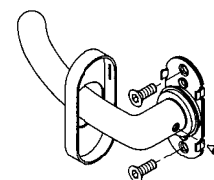
**RG9 AS**  
**RG8 AS**



\*Materiale Acciaio Inox / Material Stainless Steel

- 1\* **Maniglia / Handle**
- 2\* **Grano / Grub screw**
- 3\* **Rosetta / Rosette**
- 4 **Rondella nylon / Nylon washer**
- 5\* **Viti M5x14 con Eslock / Screws M5x14 with Eslock**
- 6\* **Anello acciaio inox / Stainless steel ring**
- 7 **Sottorosetta in acciaio con perni / Steel anchor plate with pins**
- 8 **Rondella acciaio / Steel washer**
- 9 **Anello di sicurezza / Circlip**

**RO9 AS**  
**RO8 AS**



\*Materiale Acciaio Inox / Material Stainless Steel

---

## Il materiale: inox

### The material: stainless steel

---

#### Un futuro d'Acciaio Inossidabile

La maniglia è parte integrante dell'arredamento di ogni ambiente, assolve a una precisa funzione d'uso oltre che estetica; eppure non di rado è un oggetto anonimo.

La Fusital è nata nel 1976 proprio con questo obiettivo: coniugare funzionalità ed estetica, design e tecnica, avvalendosi della collaborazione di importanti nomi dell'architettura e del design.

Proseguendo con questa filosofia, Fusital amplia la propria gamma entrando nel settore dell'acciaio inossidabile, portando anche in questo campo la creatività e l'innovazione che contraddistinguono la propria produzione.

Fusital utilizza esclusivamente Acciaio inossidabile al Cromo Nichel Molibdeno, esente da manutenzione, caratterizzato da un'ottima resistenza alla corrosione, alla ruggine e al fuoco.

I prodotti Fusital in Acciaio inossidabile per l'arredamento e l'edilizia, sono pensati e disegnati coerentemente alle caratteristiche di questo materiale, interpretano con sensibilità i percorsi del gusto, confermando la tradizione del marchio Fusital.

---

#### Stainless Steel, the future

The handle is an integral part of furnishing decor with a precise aesthetic and functional use. However, in the majority of cases it remains an anonymous object.

Fusital was established in 1976 with an important objective: to bring together function and aesthetics, technical innovation and form through collaboration with well-known names in architecture and design.

Based on this philosophy, Fusital has decided to expand the range by entering the Stainless Steel market, bringing to this field the creativity and innovation that characterise its production. Fusital uses Chrome Nickel Molybdenum Stainless Steel, which is maintenance-free and highly resistant to corrosion, rust and fire. Fusital Stainless Steel products have been conceived and designed bearing in mind the special characteristics of this material, interpreting these with sensitivity and taste, confirming the tradition of the Fusital trade-mark.

## Il materiale: inox

### The material: stainless steel

#### Acciaio Inossidabile al Cromo Nichel Molibdeno

Ottima resistenza alla corrosione a un gran numero di aggressivi chimici. Il basso contenuto di Carbonio lo preserva da corrosione intergranulare. Queste caratteristiche lo rendono adatto all'utilizzo in ambienti altamente aggressivi quali industria chimica e petrolchimica e in condizioni ambientali particolarmente gravose.

#### Molybdenum - Chromium - Nickel Stainless Steel

Excellent resistance to corrosion and to many aggressive chemicals. Low carbon content makes it resistant to intergranular corrosion. These characteristics make it particularly suitable for application in aggressive environments such as the chemical and petrochemical industry as well as particularly harsh climatic conditions.

#### Acciaio Inossidabile Austenitico

Austenitic Stainless Steel

#### Tabella di corrispondenza

Comparison table

Francia / France	AFNOR	Z2 CND 17 12
Germania / Germany	DIN	X2 CrNiMo 17 13 2 WN 1.4404
Italia / Italy	UNI	X2 CrNiMo 17 12
Gran Bretagna / Great Britain	BSI	316 S 11
Svezia / Sweden	SIS	23 48
Giappone / Japan	JIS	SUS 33
Russia / Russia	GOST	03 Ch17 N14 M2
U.S.A.	AISI	316 L

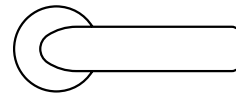




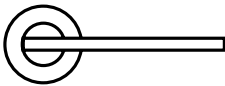
**H 5022**  
Serie **Einser**  
design Jan Kleihues  
pag. 332



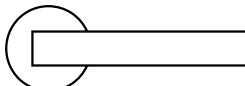
**H 5021**  
Serie **Arrowhead**  
design Frank O. Gehry  
pag. 334



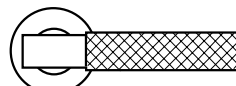
**H 5020**  
Serie **Blue Mountains**  
design Massimiliano e Doriana Fuksas  
pag. 338



**H 5019**  
Serie **Anapurna**  
design Droog Design-Ronald Lewerissa  
pag. 340



**H 5017**  
Serie **Gottardo**  
design Hans Kollhoff  
pag. 342



**H 5015**  
Serie **K2**  
design Antonio Citterio  
pag. 344



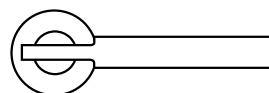
**H 5011**  
Serie **Fuji-yama**  
design Piano Design Workshop  
pag. 346

---



**H 5010**  
Serie **Cresta**  
design Foster and Partners  
pag. 350

---



**H 5008**  
Serie **Himalaya**  
design Taller Design Ricardo Bofill  
pag. 354

---



**H 5007**  
Serie **Tofane**  
design Foster and Partners  
pag. 360

---

Antonio Citterio pag. 344

---

Droog Design-Ronald Lewerissa pag. 340

---

Foster and Partners pag. 350

---

Massimiliano e Doriana Fuksas pag. 338

---

Frank O. Gehry pag. 334

---

Jan Kleihues pag. 332

---

Hans Kollhoff pag. 342

---

Piano Design Workshop pag. 346

---

Taller Design - Ricardo Bofill pag. 354

---



**Materiale**  
Acciaio Inox  
AISI 316 L

**Material**  
Stainless Steel  
AISI 316 L



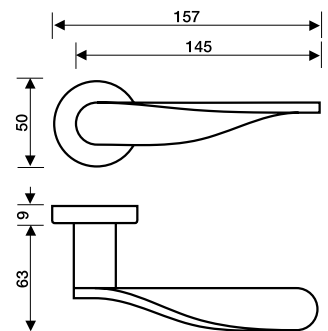
Jan Kleihues



## H 5022

**Maniglia per porta  
senza bocchetta  
da ordinarsi separatamente**

Door handle  
without escutcheons  
to be ordered separately



### Coordinato / Matching elements

**Bocchette** pag. 362/363/364  
Escutcheons

**Chiusure privacy BZG** pag. 365  
Bathroom privacy sets

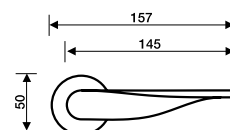


**Satinato**  
Satin

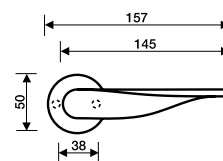


**Lucido**  
Polished

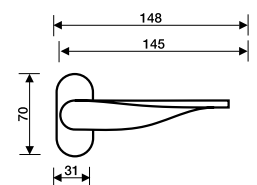
### H 5022 R8



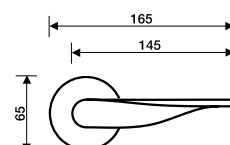
### H 5022 RG9 AS H 5022 RG8 H 5022 RG8,5



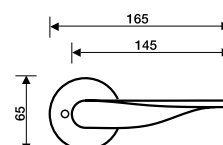
### H 5022 RO9 AS H 5022 RO8 AS



### H 5022 RP Passage



### H 5022 RP Privacy



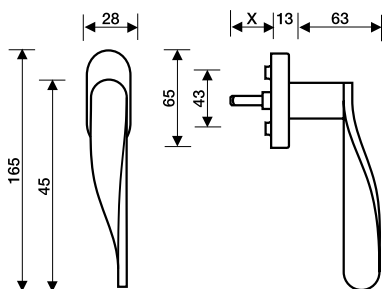
# H 5022 Serie Einser design Jan Kleihues



**Materiale**  
Acciaio Inox  
AISI 316 L

**Material**  
Stainless Steel  
AISI 316 L

X = 30-35-41-45 mm



## H 5022 F RS

**Maniglia per finestra**  
Window handle

**Movimento**  
4 scatti

**Movement**  
4 click positions



# H 5021 Serie Arrowhead design Frank O. Gehry

**Materiale**  
Acciaio Inox  
AISI 316 L

**Material**  
Stainless Steel  
AISI 316 L



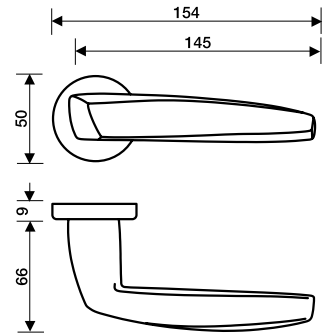
Frank O. Gehry



## H 5021

**Maniglia per porta  
senza bocchetta  
da ordinarsi separatamente**

Door handle  
without escutcheons  
to be ordered separately



**Satinato**  
Satin

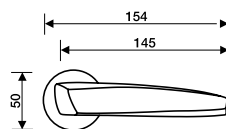


**Lucido**  
Polished

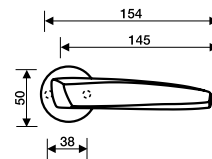
**Coordinato / Matching elements**

**Bocchette** pag. 362/363/364  
Escutcheons

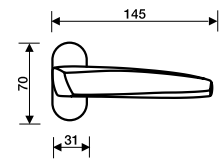
### H 5021 R8



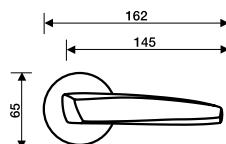
### H 5021 RG9 AS H 5021 RG8 H 5021 RG8,5



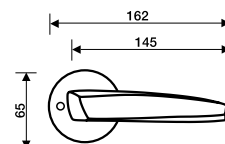
### H 5021 RO9 AS H 5021 RO8 AS



### H 5021 RP Passage



### H 5021 RP Privacy

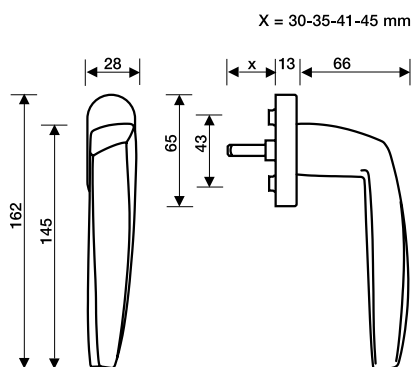


# H 5021 Serie Arrowhead design Frank O. Gehry



**Materiale**  
Acciaio Inox  
AISI 316 L

**Material**  
Stainless Steel  
AISI 316 L

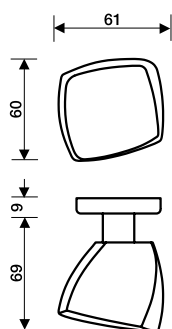


## H 5021 F RS

**Maniglia per finestra**  
Window handle

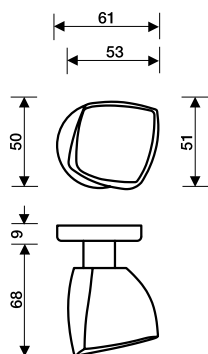
**Movimento**  
4 scatti

**Movement**  
4 click positions



## K 5306 A

**Pomolo fisso per porta**  
Fixed doorknob



## K 5306 R8

**Pomolo girevole per porta**  
Turning doorknob

**Pomolo girevole per porta  
senza bocchetta  
da ordinarsi separatamente**

Turning doorknob without escutcheons  
to be ordered separately





---

## H 5021 Serie Arrowhead design Frank O. Gehry

---

**Materiale**  
Acciaio Inox  
AISI 316 L

**Material**  
Stainless Steel  
AISI 316 L

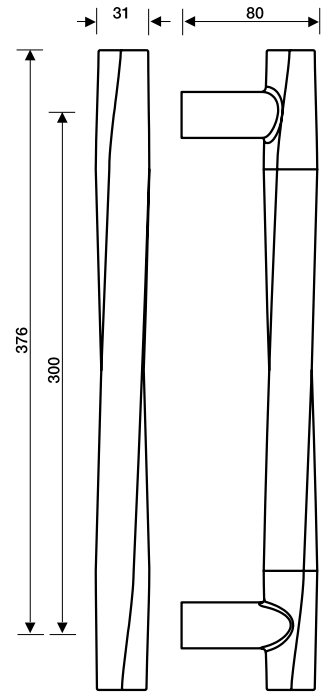
---



### P 5412

**Maniglione**  
Pull handle

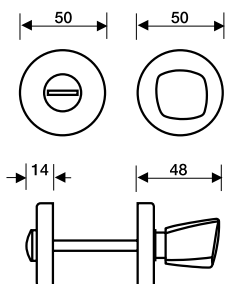
**Interasse**  
Centre distance  
300 mm



# H 5021 Serie Arrowhead design Frank O. Gehry

**Materiale**  
Acciaio Inox  
AISI 316 L

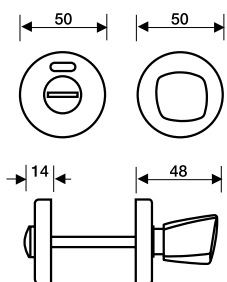
**Material**  
Stainless Steel  
AISI 316 L



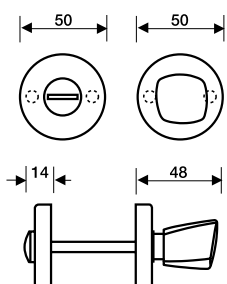
## Serie Arrowhead design Frank O. Gehry

**Chiusura privacy BZG**  
Bathroom privacy set

**S 5507 R6 BZG**  
**S 5507 R7 BZG**  
**S 5507 R8 BZG**



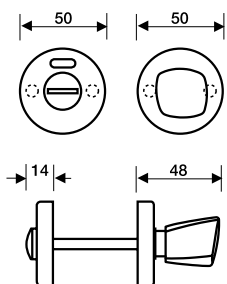
**S 5507 RG6 BZG**  
**S 5507 RG7 BZG**  
**S 5507 RG8 BZG**



## Serie Arrowhead design Frank O. Gehry

**Chiusura privacy BZG**  
**con indicatore libero/occupato**  
Bathroom privacy set  
with vacant/engaged indicator

**S 5507 RS6 BZG**  
**S 5507 RS7 BZG**  
**S 5507 RS8 BZG**



**S 5507 RSG6 BZG**  
**S 5507 RSG7 BZG**  
**S 5507 RSG8 BZG**

**Materiale**  
Acciaio Inox  
AISI 316 L

**Material**  
Stainless Steel  
AISI 316 L



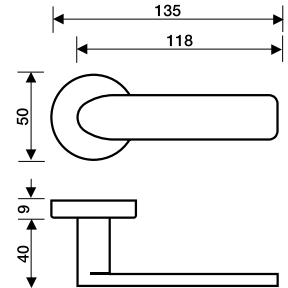
Massimiliano e Doriana Fuksas



## H 5020

**Maniglia per porta  
senza bocchetta  
da ordinarsi separatamente**

Door handle  
without escutcheons  
to be ordered separately



### Coordinato / Matching elements

**Bocchette** pag. 362/363/364  
Escutcheons

**Chiusure privacy BZG** pag. 365  
Bathroom privacy sets

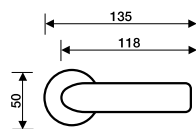


**Satinato**  
Satin

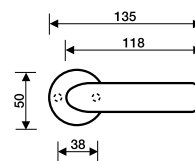


**Lucido**  
Polished

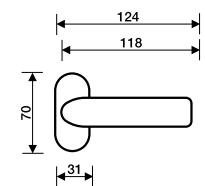
### H 5020 R8



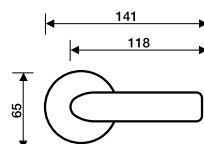
### H 5020 RG9 AS H 5020 RG8 H 5020 RG8,5



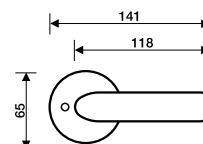
### H 5020 RO9 AS H 5020 RO8 AS



### H 5020 RP Passage



### H 5020 RP Privacy

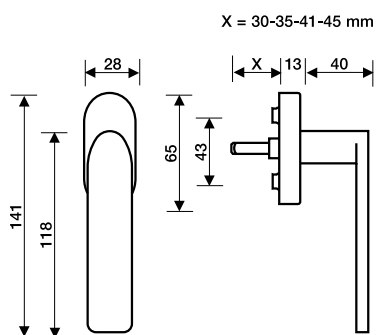


# H 5020 Serie Blue Mountains design Massimiliano e Doriana Fuksas



**Materiale**  
Acciaio Inox  
AISI 316 L

**Material**  
Stainless Steel  
AISI 316 L



## H 5020 F RS

**Maniglia per finestra**  
Window handle

**Movimento**  
4 scatti

**Movement**  
4 click positions

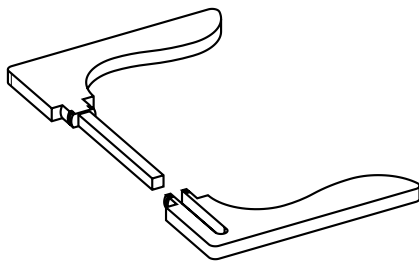


**Materiale**  
Acciaio Inox  
AISI 316 L

**Material**  
Stainless Steel  
AISI 316 L



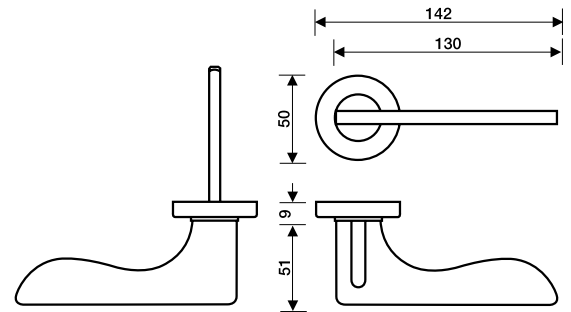
Ronald Lewerissa



## H 5019

**Maniglia per porta  
senza bocchetta  
da ordinarsi separatamente**

Door handle  
without escutcheons  
to be ordered separately



**Quadro integrato alla maniglia  
impugnatura sinistra**

Left side lever with integrated spindle

**Coordinato / Matching elements**

**Bocchette** pag. 362/363/364  
Escutcheons

**Chiusure privacy BZG** pag. 365  
Bathroom privacy sets



**Satinato**  
Satin

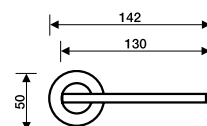


**Lucido**  
Polished

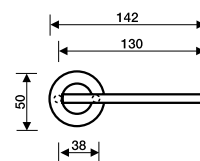
**Maniglia mano sinistra**  
Left-hand handle

**Maniglia mano destra**  
Right-hand handle

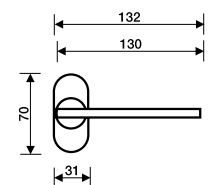
**H 5019 R8**



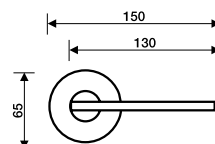
**H 5019 RG8  
H 5019 RG8,5**



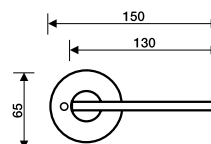
**H 5019 RO9 AS  
H 5019 RO8 AS**



**H 5019 RP Passage**



**H 5019 RP Privacy**



**Serie prodotta solo a richiesta  
con quantitativi minimi d'ordine**

Series manufactured upon request  
only for minimum quantities

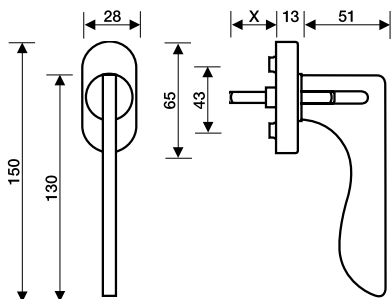
# H 5019 Serie Blue Mountains design Droog Design-Ronald Lewerissa



**Materiale**  
Acciaio Inox  
AISI 316 L

**Material**  
Stainless Steel  
AISI 316 L

X = 30-35-41-45 mm



## H 5019 F RS

**Maniglia per finestra**  
Window handle

**Movimento**  
4 scatti


**Movement**  
4 click positions



# H 5017 Serie Gottardo design Hans Kollhoff

**Materiale**  
Acciaio Inox  
AISI 316 L

**Material**  
Stainless Steel  
AISI 316 L



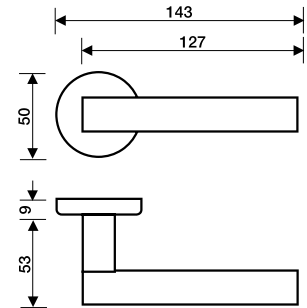
Hans Kollhoff



## H 5017

**Maniglia per porta  
senza bocchetta  
da ordinarsi separatamente**

Door handle  
without escutcheons  
to be ordered separately



### Coordinato / Matching elements

**Bocchette** pag. 362/363/364  
Escutcheons

**Chiusure privacy BZG** pag. 365  
Bathroom privacy sets

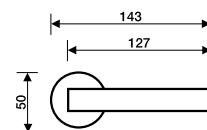


**Satinato**  
Satin

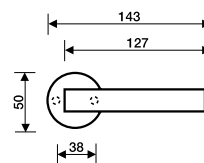


**Lucido**  
Polished

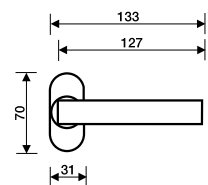
### H 5017 R8



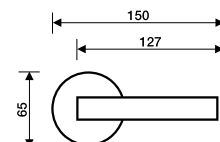
### H 5017 RG9 AS H 5017 RG8 H 5017 RG8,5



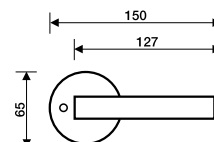
### H 5017 RO9 AS H 5017 RO8 AS



### H 5017 RP Passage



### H 5017 RP Privacy



---

# H 5017 Serie Gottardo design Hans Kollhoff

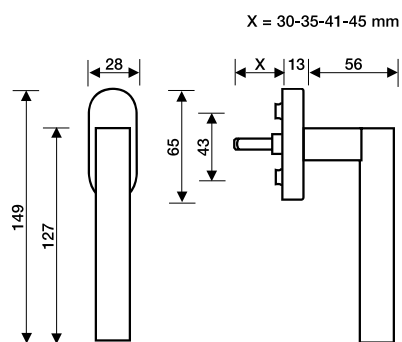
---



**Materiale**  
Acciaio Inox  
AISI 316 L

**Material**  
Stainless Steel  
AISI 316 L

---



## H 5017 F RS

**Maniglia per finestra**  
Window handle

**Movimento**  
4 scatti


**Movement**  
4 click positions





**Materiale**  
Acciaio Inox  
AISI 316 L

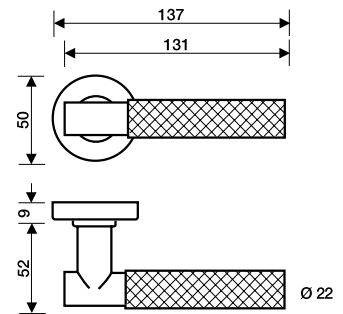
**Material**  
Stainless Steel  
AISI 316 L



Antonio Citterio



**H 5015**  
**Maniglia per porta**  
**senza bocchetta**  
**da ordinarsi separatamente**  
Door handle  
without escutcheons  
to be ordered separately



**Coordinato / Matching elements**

**Bocchette** pag. 362/363/364  
Escutcheons

**Chiusure privacy BZG** pag. 365  
Bathroom privacy sets



**Satinato**  
Satin



**Lucido**  
Polished

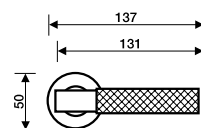


**Satinato/ pelle arancione**  
Satin/orange leather

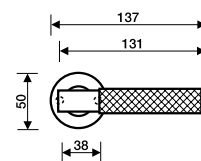


**Satinato/ pelle nera**  
Satin/black leather

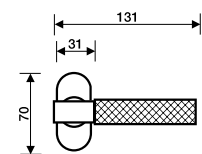
**H 5015 R8**



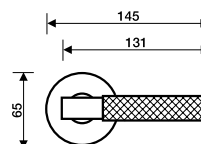
**H 5015 RG9 AS**  
**H 5015 RG8**  
**H 5015 RG8,5**



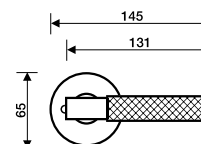
**H 5015 RO9 AS**  
**H 5015 RO8 AS**



**H 5015 RP Passage**



**H 5015 RP Privacy**

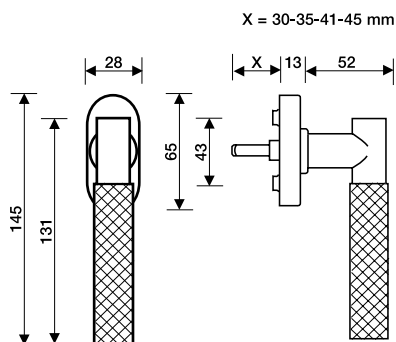


# H 5015 Serie K2 design Antonio Citterio



**Materiale**  
Acciaio Inox  
AISI 316 L

**Material**  
Stainless Steel  
AISI 316 L

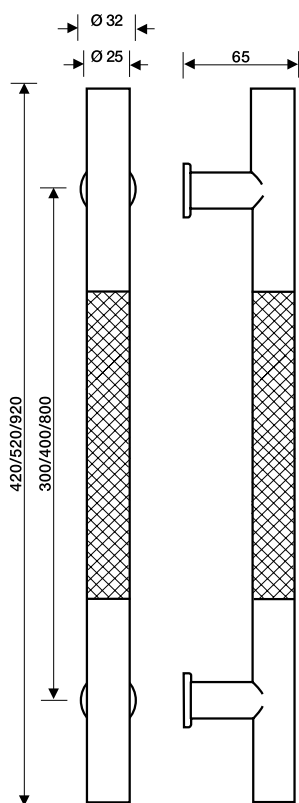


## H 5015 F RS

**Maniglia per finestra**  
Window handle

**Movimento**  
4 scatti

**Movement**  
4 click positions



## P 5406 25

## P 5406 S 25

**Maniglione**  
Pull handle

**P 5406 S 25:**  
**Per applicazione**  
**in coppia con P 5406 25**  
For application  
in pairs with P 5406 25

**Interasse**  
Centre distance

**300 mm**  
**400 mm**  
**800 mm**

**Altre misure a richiesta**  
Other sizes upon request



**Materiale**  
Acciaio Inox  
AISI 316 L

**Material**  
Stainless Steel  
AISI 316 L



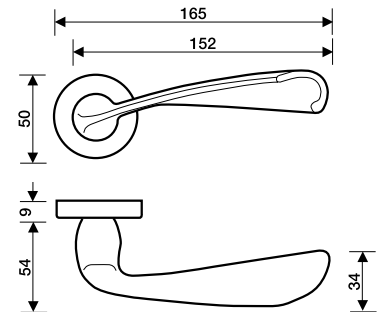
Piano Design Workshop



## H 5011

**Maniglia per porta  
senza bocchetta  
da ordinarsi separatamente**

Door handle  
without escutcheons  
to be ordered separately



**Coordinato / Matching elements**

**Bocchette** pag. 362/363/364  
**Escutcheons**

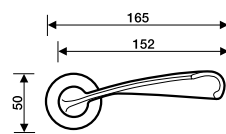


**Satinato**  
Satin



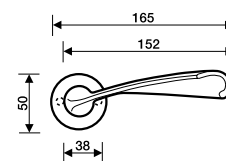
**Lucido**  
Polished

**H 5011 R8**



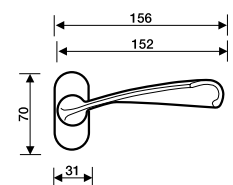
**H 5011 RG9 AS**

**H 5011 RG8**  
**H 5011 RG8,5**

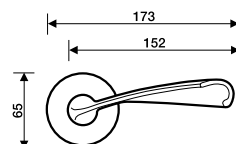


**H 5011 RO9 AS**

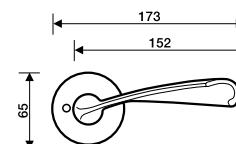
**H 5011 RO8 AS**



**H 5011 RP Passage**



**H 5011 RP Privacy**

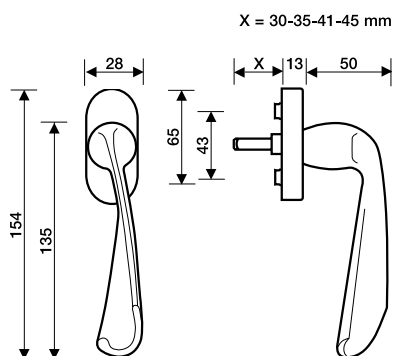


**Serie prodotta solo a richiesta  
con quantitativi minimi d'ordine**

Series manufactured upon request  
only for minimum quantities

**Materiale**  
Acciaio Inox  
AISI 316 L

**Material**  
Stainless Steel  
AISI 316 L



### H 5011 F RS

**Maniglia per finestra**  
Window handle

**Movimento**  
4 scatti

**Movement**  
4 click positions



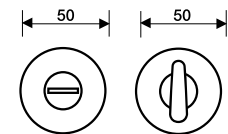
**Materiale**  
Acciaio Inox  
AISI 316 L

**Material**  
Stainless Steel  
AISI 316 L

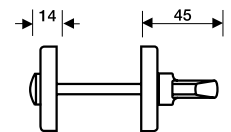


**Serie Fuji-yama**  
design Piano Design Workshop

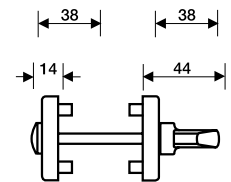
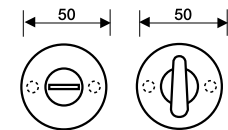
**Chiusura privacy BZG**  
Bathroom privacy set



**S 5504 R6 BZG**  
**S 5504 R7 BZG**  
**S 5504 R8 BZG**



**S 5504 RG6 BZG**  
**S 5504 RG7 BZG**  
**S 5504 RG8 BZG**



**Materiale**  
Acciaio Inox  
AISI 316 L

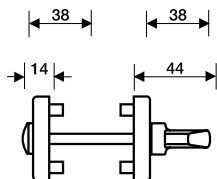
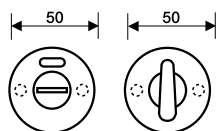
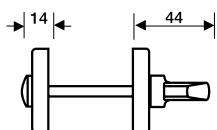
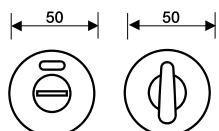
**Material**  
Stainless Steel  
AISI 316 L

## Serie Fuji-yama design Piano Design Workshop

**Chiusura privacy BZG  
con indicatore libero/occupato**  
Bathroom privacy set  
with vacant/engaged indicator

**S 5504 RS6 BZG  
S 5504 RS7 BZG  
S 5504 RS8 BZG**

**S 5504 RSG6 BZG  
S 5504 RSG7 BZG  
S 5504 RSG8 BZG**



**Materiale**  
Acciaio Inox  
AISI 316 L

**Material**  
Stainless Steel  
AISI 316 L



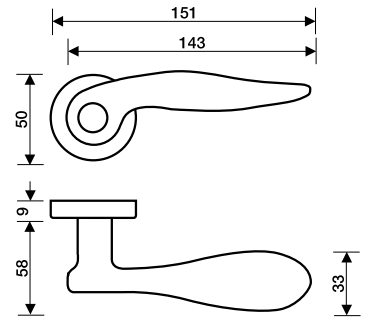
Norman Foster



## H 5010

**Maniglia per porta  
senza bocchetta  
da ordinarsi separatamente**

Door handle  
without escutcheons  
to be ordered separately



**Coordinato / Matching elements**

**Bocchette** pag. 362/363/364  
**Escutcheons**

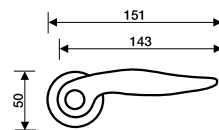


**Satinato**  
Satin

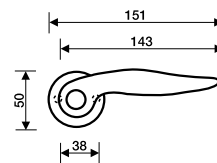


**Lucido**  
Polished

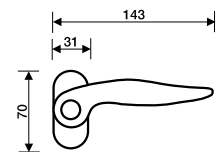
**H 5010 R8**



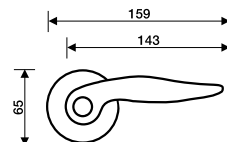
**H 5010 RG9 AS  
H 5010 RG8  
H 5010 RG8,5**



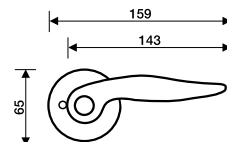
**H 5010 RO9 AS  
H 5010 RO8 AS**



**H 5010 RP Passage**



**H 5010 RP Privacy**

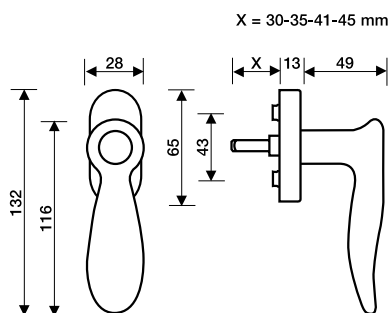


# H 5010 Serie Cresta design Foster and Partners



**Materiale**  
Acciaio Inox  
AISI 316 L

**Material**  
Stainless Steel  
AISI 316 L

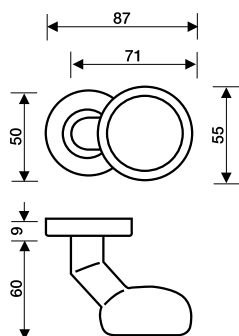


## H 5010 F RS

**Maniglia per finestra**  
Window handle

**Movimento**  
4 scatti

**Movement**  
4 click positions



## K 5305

**Pomolo fisso per porta**  
Fixed doorknob



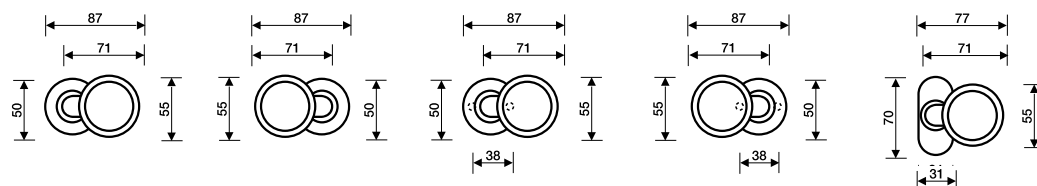
**K 5305 R AS DX**

**K 5305 R AS SX**

**K 5305 RG AS DX**

**K 5305 RG AS SX**

**K 5305 RO AS DX/SX**





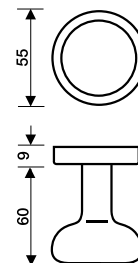
**Materiale**  
Acciaio Inox  
AISI 316 L

**Material**  
Stainless Steel  
AISI 316 L



## K 5304

**Pomolo fisso per porta**  
Fixed doorknob



**K 5304 R AS**

**K 5304 RG AS**



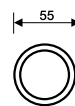
## K 5304

**Pomolo girevole per porta  
senza bocchetta  
da ordinarsi separatamente**

Turning doorknob without  
escutcheons  
to be ordered separately

**K 5304 R8**

**K 5304 RG8**

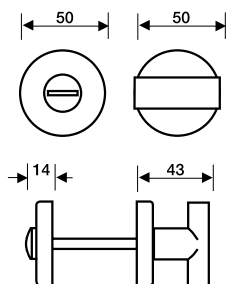


**Coordinato / Matching elements**

**Bocchette** pag. 362/363/364  
Escutcheons

**Materiale**  
Acciaio Inox  
AISI 316 L

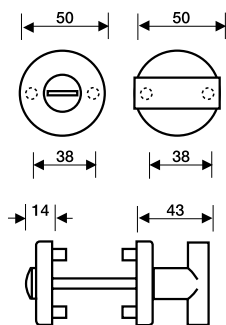
**Material**  
Stainless Steel  
AISI 316 L



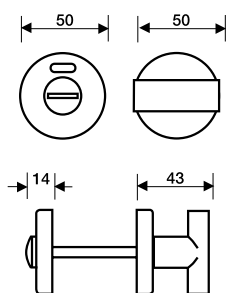
**Serie Cresta**  
design Foster and Partners

**Chiusura privacy BZG**  
Bathroom privacy set

**S 5505 R6 BZG**  
**S 5505 R7 BZG**  
**S 5505 R8 BZG**



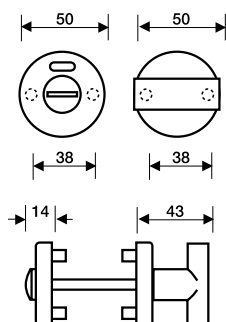
**S 5505 RG6 BZG**  
**S 5505 RG7 BZG**  
**S 5505 RG8 BZG**



**Serie Cresta**  
design Foster and Partners

**Chiusura privacy BZG**  
**con indicatore libero/occupato**  
Bathroom privacy set  
with vacant/engaged indicator

**S 5505 RS6 BZG**  
**S 5505 RS7 BZG**  
**S 5505 RS8 BZG**



**S 5505 RSG6 BZG**  
**S 5505 RSG7 BZG**  
**S 5505 RSG8 BZG**

**Materiale**  
Acciaio Inox  
AISI 316 L

**Material**  
Stainless Steel  
AISI 316 L



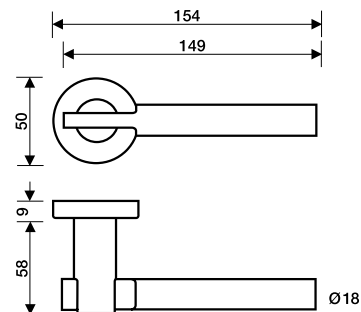
Ricardo Bofill



## H 5008

**Maniglia per porta  
senza bocchetta  
da ordinarsi separatamente**

Door handle  
without escutcheons  
to be ordered separately



**Satinato**  
Satin

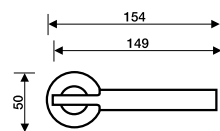


**Lucido**  
Polished

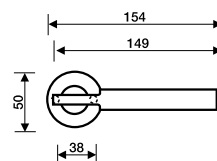
**Coordinato / Matching elements**

**Bocchette** pag. 362/363/364  
Escutcheons

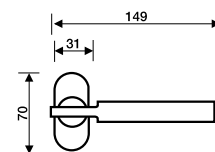
**H 5008 R8**



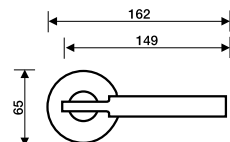
**H 5008 RG9 AS  
H 5008 RG8  
H 5008 RG8,5**



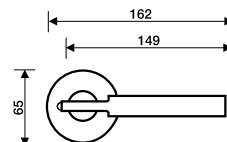
**H 5008 RO9 AS  
H 5008 RO8 AS**



**H 5008 RP Passage**



**H 5008 RP Privacy**

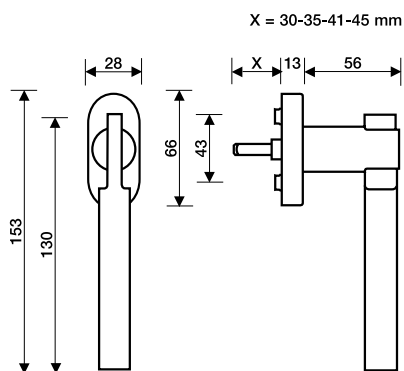


# H 5008 Serie Himalaya design Taller Design Ricardo Bofill



**Materiale**  
Acciaio Inox  
AISI 316 L

**Material**  
Stainless Steel  
AISI 316 L



## H 5008 F RS

**Maniglia per finestra**  
Window handle

**Movimento**  
4 scatti

**Movement**  
4 click positions



**Materiale**  
Acciaio Inox  
AISI 316 L

**Material**  
Stainless Steel  
AISI 316 L

---



**P 5405 25**  
**P 5405 S 25**


**Maniglione**  
Pull handle

**P 5405 S 25:**  
**Per applicazione**  
**in coppia con P 5405 25**  
For application  
in pairs with P 5405 25

**Interasse**  
Centre distance

**300 mm**  
**400 mm**  
**800 mm**

**Altre misure a richiesta**  
Other sizes upon request

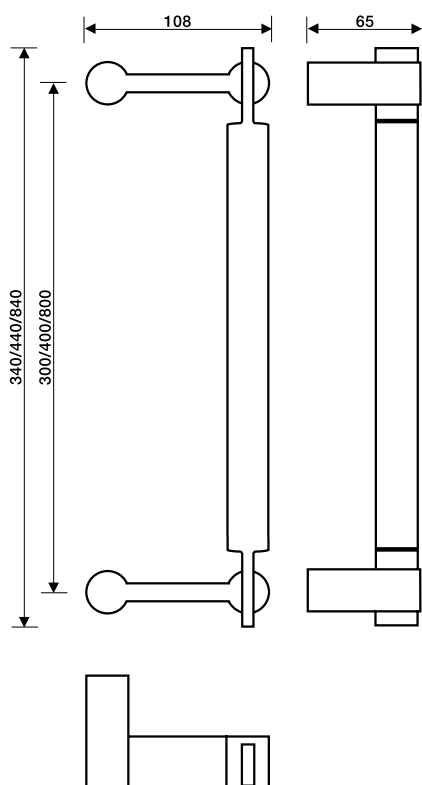


# H 5008 Serie Himalaya design Taller Design Ricardo Bofill



**Materiale**  
Acciaio Inox  
AISI 316 L

**Material**  
Stainless Steel  
AISI 316 L



**P 5407 25**  
**P 5407 S 25**

**Maniglione**  
Pull handle

**P 5407 S 25:**  
**Per applicazione**  
**in coppia con P 5407 25**  
For application  
in pairs with P 5407 25

**Interasse**  
Centre distance

**300 mm**  
**400 mm**  
**800 mm**

**Altre misure a richiesta**  
Other sizes upon request



**Materiale**  
Acciaio Inox  
AISI 316 L

**Material**  
Stainless Steel  
AISI 316 L

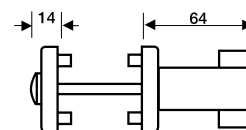
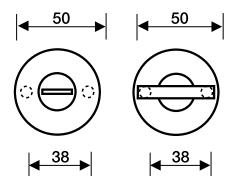
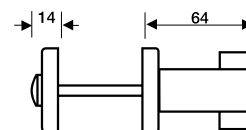
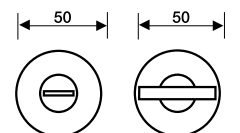


**Serie Himalaya**  
design Taller Design Ricardo Bofill

**Chiusura privacy BZG**  
Bathroom privacy set

**S 5503 R6 BZG**  
**S 5503 R7 BZG**  
**S 5503 R8 BZG**

**S 5503 RG6 BZG**  
**S 5503 RG7 BZG**  
**S 5503 RG8 BZG**



# H 5008 Serie Himalaya design Taller Design Ricardo Bofill

**Materiale**  
Acciaio Inox  
AISI 316 L

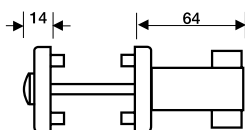
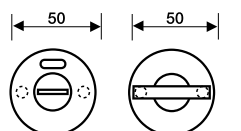
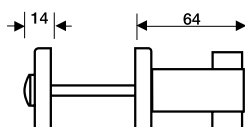
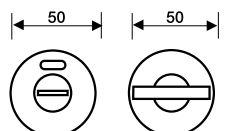
**Material**  
Stainless Steel  
AISI 316 L

## Serie Himalaya design Taller Design Ricardo Bofill

**Chiusura privacy BZG  
con indicatore libero/occupato**  
Bathroom privacy set  
with vacant/engaged indicator



**S 5503 RS6 BZG  
S 5503 RS7 BZG  
S 5503 RS8 BZG**





**Materiale**  
Acciaio Inox  
AISI 316 L  
Ottone

**Material**  
Stainless Steel  
AISI 316 L  
Brass



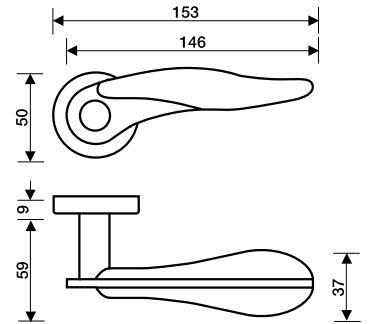
Norman Foster



## H 5007

**Maniglia per porta  
senza bocchetta  
da ordinarsi separatamente**

Door handle  
without escutcheons  
to be ordered separately



**Coordinato / Matching elements**

**Bocchette** pag. 362/363/364  
**Escutcheons**

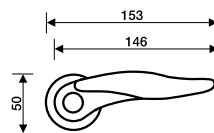


**Satinato / Nikmatt**  
Satin / Nikmatt

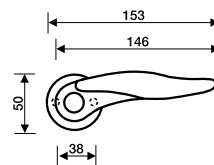
**Serie prodotta solo a richiesta  
con quantitativi minimi d'ordine**

Series manufactured upon request  
only for minimum quantities

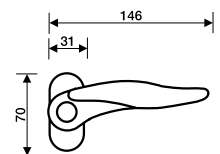
### H 5007 R8



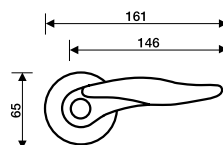
### H 5007 RG9 AS H 5007 RG8 H 5007 RG8,5



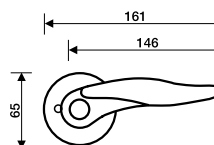
### H 5007 RO9 AS H 5007 RO8 AS



### H 5007 RP Passage



### H 5007 RP Privacy



# H 5007 Serie Tofane design Foster and Partners

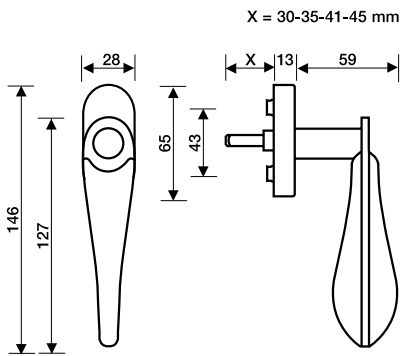


**Materiale**

Acciaio Inox  
AISI 316 L  
Ottone

**Material**

Stainless Steel  
AISI 316 L  
Brass



**H 5007 F RS**

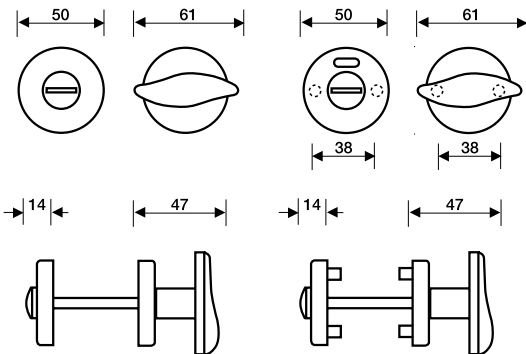
Maniglia per finestra  
Window handle

Movimento  
4 scatti

Movement  
4 click positions



**Chiusura privacy BZG**  
Bathroom privacy set

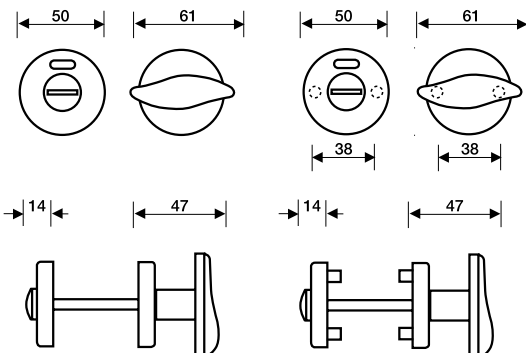


S 5502 R6 BZG  
S 5502 R7 BZG  
S 5502 R8 BZG

S 5502 RG6 BZG  
S 5502 RG7 BZG  
S 5502 RG8 BZG



**Chiusura privacy BZG**  
con indicatore libero/occupato  
Bathroom privacy set  
with vacant/engaged indicator



S 5502 RS6 BZG  
S 5502 RS7 BZG  
S 5502 RS8 BZG

S 5502 RSG6 BZG  
S 5502 RSG7 BZG  
S 5502 RSG8 BZG



**Bocchette inox / Escutcheons**

<b>Materiale</b> Acciaio Inox AISI 316 L	<b>Material</b> Stainless Steel AISI 316 L
--	--

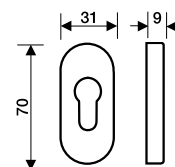
<b>Finitura</b> Satinato Lucido	<b>Finish</b> Satin Polished
---------------------------------------	------------------------------------



design Fusital Workshop

**R 5155 Y OV**

**Bocchetta ovale foro cilindro**  
Oval escutcheon for Euro-profile  
cylinder



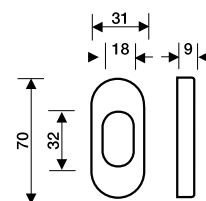
**Sottobocchetta in acciaio**  
Steel anchor-plate



design Fusital Workshop

**R 5155 CO OV**

**Bocchetta ovale foro per cilindro ovale**  
Oval escutcheon for oval  
cylinder



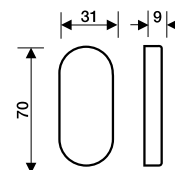
**Sottobocchetta in acciaio**  
Steel anchor-plate



design Fusital Workshop

**R 5155 SFC OV**

**Bocchetta ovale senza foro chiave**  
Oval escutcheon without keyhole



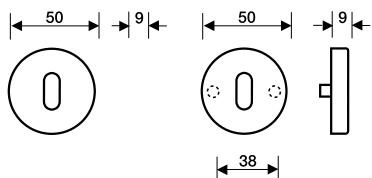
**Sottobocchetta in acciaio**  
Steel anchor-plate

**Bocchette inox / Escutcheons**

<b>Materiale</b> Acciaio Inox AISI 316 L	<b>Material</b> Stainless Steel AISI 316 L
--	--

<b>Finitura</b> Satinato Lucido	<b>Finish</b> Satin Polished
---------------------------------------	------------------------------------

design Fusital Workshop



**R 5154 R N**

**R 5154 RG N**

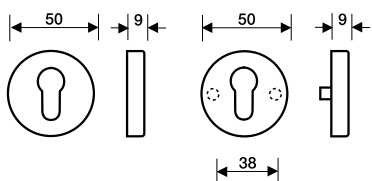
**R 5154 R N**  
**R 5154 RG N**

**Bocchetta foro normale**  
Standard hole escutcheon

**Sottobocchetta in acciaio**  
Steel anchor-plate



design Fusital Workshop



**R 5154 R Y**

**R 5154 RG Y**

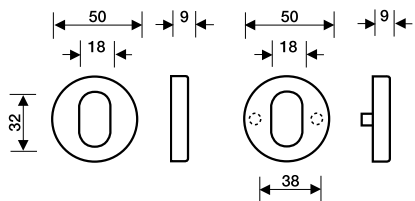
**R 5154 R Y**  
**R 5154 RG Y**

**Bocchetta foro cilindro**  
Euro-profile hole escutcheon

**Sottobocchetta in acciaio**  
Steel anchor-plate



design Fusital Workshop



**R 5154 R CO**

**R 5154 RG CO**

**R 5154 R CO**  
**R 5154 RG CO**

**Bocchetta foro per cilindro ovale**  
Round escutcheon for oval cylinder

**Sottobocchetta in acciaio**  
Steel anchor-plate



**Bocchette inox / Escutcheons**

<b>Materiale</b> Acciaio Inox AISI 316 L	<b>Material</b> Stainless Steel AISI 316 L
--	--

<b>Finitura</b> Satinato Lucido	<b>Finish</b> Satin Polished
---------------------------------------	------------------------------------

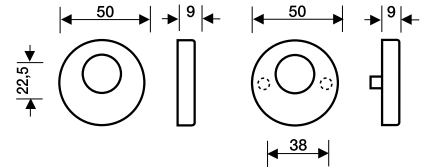


design Fusital Workshop

**R 5154 R K**  
**R 5154 RG K**

**Bocchetta foro per cilindro Kaba**  
Round escutcheon for Kaba cylinder

**Sottobocchetta in acciaio**  
Steel anchor-plate



R 5154 R K

R 5154 RG K

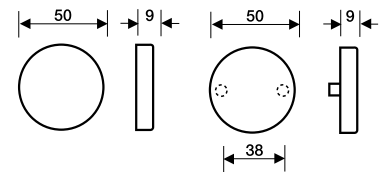


design Fusital Workshop

**R 5154 R SFC**  
**R 5154 RG SFC**

**Bocchetta senza foro chiave**  
Round escutcheon without  
keyhole

**Sottobocchetta in acciaio**  
Steel anchor-plate



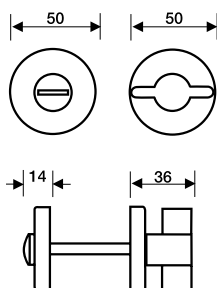
R 5154 R SFC

R 5154 RG SFC

<b>Materiale</b> Acciaio Inox AISI 316 L	<b>Material</b> Stainless Steel AISI 316 L
--	--

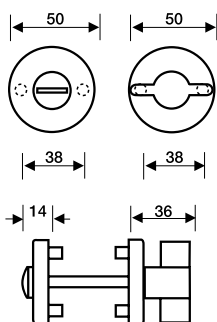
<b>Finitura</b> Satinato Lucido	<b>Finish</b> Satin Polished
---------------------------------------	------------------------------------

design Fusital Workshop



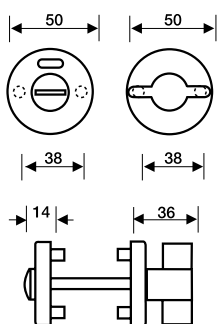
**Chiusura privacy BZG**  
Bathroom privacy set

**S 5501 R6 BZG**  
**S 5501 R7 BZG**  
**S 5501 R8 BZG**



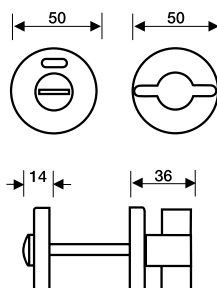
**S 5501 RG6 BZG**  
**S 5501 RG7 BZG**  
**S 5501 RG8 BZG**

design Fusital Workshop



**Chiusura privacy BZG**  
**con indicatore libero/occupato**  
Bathroom privacy set  
with vacant/engaged indicator

**S 5501 RS6 BZG**  
**S 5501 RS7 BZG**  
**S 5501 RS8 BZG**



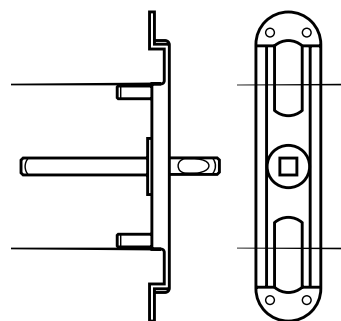
**S 5501 RSG6 BZG**  
**S 5501 RSG7 BZG**  
**S 5501 RSG8 BZG**



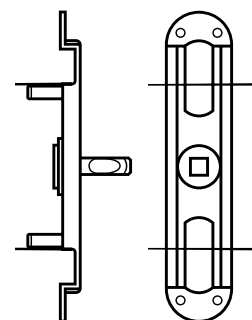
---

**Informazioni tecniche ottone**  
Technical information brass

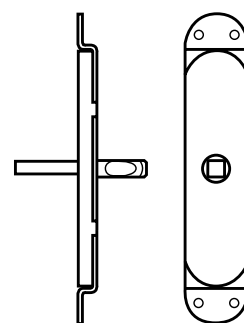
<b>Materiale</b> Ferro	Material Iron	
<b>Finitura</b> Zincato	Finish Zinc-plated	
<b>Movimento</b> MP/7	Movement MP/7	X 0610



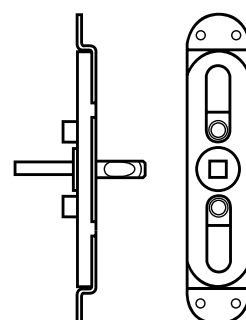
<b>Movimento</b> MP	Movement MP	X 0609
------------------------	----------------	--------



<b>Movimento</b> Martellina	Movement Martellina	X 0607
--------------------------------	------------------------	--------

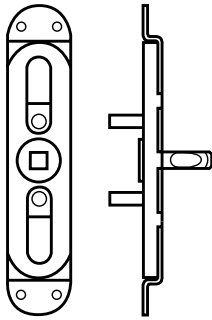


<b>Movimento</b> Gratz/7	Movement Gratz/7	X 0606
-----------------------------	---------------------	--------

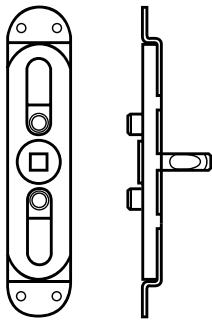




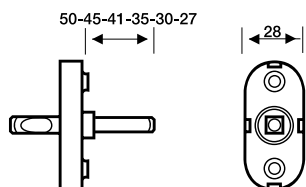
	<b>Materiale</b> Ferro	Material Iron
	<b>Finitura</b> Zincato	Finish Zinc-plated
<b>X 0605</b>	<b>Movimento</b> Gratz CP	Movement Gratz CP



<b>X 0604</b>	<b>Movimento</b> Gratz	Movement Gratz
---------------	---------------------------	-------------------



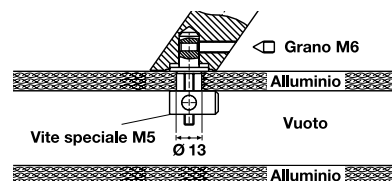
<b>X 0601</b>	<b>Movimento</b> 4 scatti	Movement 4 click positions
---------------	------------------------------	-------------------------------



Per fissaggio  
singolo maniglione  
senza rosette coprivite  
su porta in alluminio  
per art. K 354 S  
K 353 S - K 350 S

For fixing a single  
pull handle without  
screw-covering rosettes  
on an aluminium door, for  
art. K 354 S  
K 353 S - K 350 S

X 0552

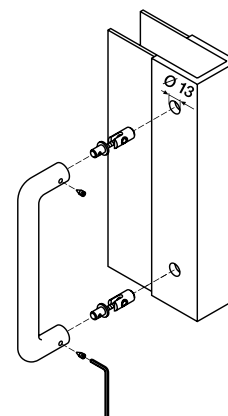


X 0552

Per fissaggio  
singolo maniglione  
senza rosette coprivite  
su porta di alluminio  
per art. K 360 - K 359  
K 358 - K 357 - K 356  
K 355 DX/SX  
K 365 DX/SX

For fixing a single  
pull handle without  
screw-covering rosettes  
on an aluminium door  
for art. K 360 - K 359  
K 358 - K 357 - K 356  
K 355 DX/SX  
K 365 DX/SX

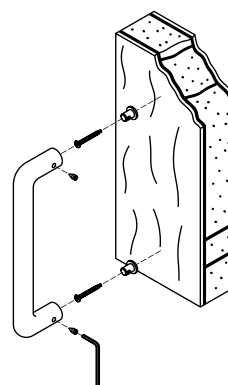
X 0551



Per fissaggio  
singolo maniglione  
senza rosette coprivite  
su porta bilindata  
antiefrazione  
per art. K 360 - K 359  
K 358 - K 357 - K 356  
K 355 DX/SX  
K 365 DX/SX

For fixing a single  
pull handle without  
screw-covering rosettes  
on a burglary-proof  
steel-clad door,  
for art. K 360 - K 359  
K 358 - K 357 - K 356  
K 355 DX/SX  
K 365 DX/SX

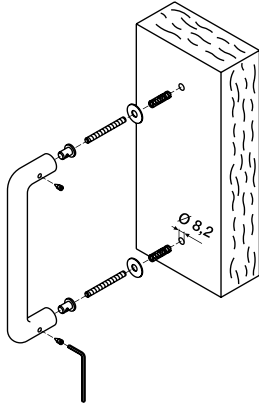
X 0544



**X 0531**

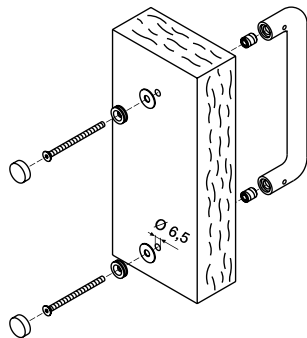
Per fissaggio  
singolo maniglione  
senza rosette coprivite  
su porta legno o parete  
in muratura con bussola  
ad espansione in ottone  
per art. K 360 - K 359  
K 358 - K 357 - K 356  
K 355 DX/SX  
K 365 DX/SX

For fixing a single  
pull handle without  
screw-covering rosettes  
on a wooden door or  
on a masonry wall  
using a brass anchor screw  
for art. K 360 - K 359  
K 358 - K 357 - K 356  
K 355 DX/SX  
K 365 DX/SX


**X 0530**

Per fissaggio  
singolo maniglione  
senza rosette coprivite  
su porta legno spessore  
45÷55 mm  
55÷65 mm  
per art. K 360 - K 359  
K 358 - K 357 - K 356  
K 355 DX/SX  
K 365 DX/SX

For fixing a single  
pull handle without  
screw-covering rosettes  
on a wooden door,  
thickness 45÷55 mm  
55÷65 mm  
for art. K 360 - K 359  
K 358 - K 357 - K 356  
K 355 DX/SX  
K 365 DX/SX



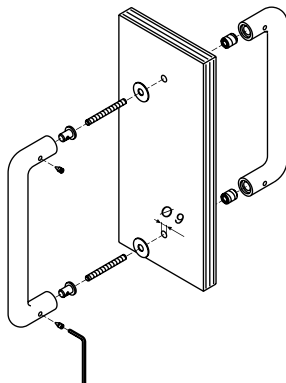
**Finitura**  
Cromsatin  
Oro lucido  
Orsatin

Finish  
Satin chrome  
Polished brass  
Satin brass

**X 0529**

Per fissaggio  
coppia maniglioni  
senza rosette coprivite  
su porta vetro spessore  
8÷12 mm  
per art. K 360 - K 359  
K 358 - K 357 - K 356  
K 355 DX/SX  
K 365 DX/SX

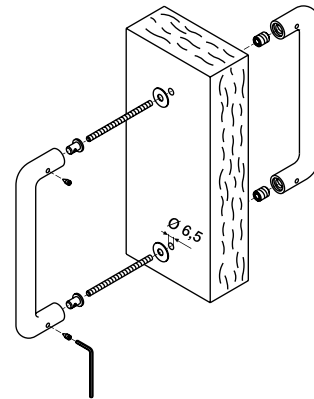
For fixing a pair of  
pull handles without  
screw-covering rosettes  
on a glass door,  
thickness 8÷12 mm  
for art. K 360 - K 359  
K 358 - K 357 - K 356  
K 355 DX/SX  
K 365 DX/SX



Per fissaggio  
coppia maniglioni  
senza rosette coprivite  
su porta legno spessore  
45÷55 mm  
55÷65 mm  
per art. **K 360 - K 359**  
**K 358 - K 357 - K 356**  
**K 355 DX/SX**  
**K 365 DX/SX**

For fixing a pair of pull  
handles without screw-  
covering rosettes  
on a wooden door,  
thickness 45÷55 mm  
55÷65 mm  
for art. **K 360 - K 359**  
**K 358 - K 357 - K 356**  
**K 355 DX/SX**  
**K 365 DX/SX**

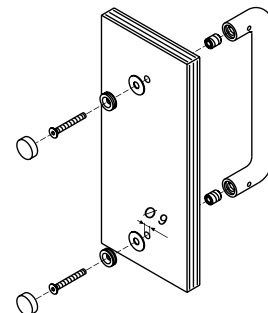
**X 0528**



Per fissaggio  
singolo maniglione  
senza rosette coprivite  
su porta vetro spessore  
8÷12 mm  
per art. **K 360 - K 359**  
**K 358 - K 357 - K 356**  
**K 355 DX/SX**  
**K 365 DX/SX**

For fixing a single  
pull handle without  
screw-covering rosettes  
on a glass door,  
thickness 8÷12 mm  
for art. **K 360 - K 359**  
**K 358 - K 357 - K 356**  
**K 355 DX/SX**  
**K 365 DX/SX**

**X 0527**



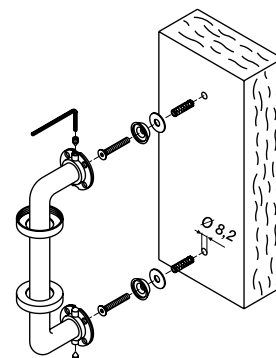
**Finitura**  
**Cromsatin**  
**Oro lucido**  
**Anticato**

Finish  
Satin chrome  
Polished brass  
Antique

Per fissaggio  
singolo maniglione  
con rosette coprivite  
su porta legno o parete  
in muratura con bussola  
ad espansione in ottone  
per art. **K 356**  
**K 355 DX/SX**  
**K 352 DX/SX**  
**K 314 - K 39**  
**K 368 - K 361**

For fixing a single  
pull handle with  
screw-covering rosettes  
on a wooden door or  
on a masonry wall  
using a brass anchor  
screw for art. **K 356**  
**K 355 DX/SX**  
**K 352 DX/SX**  
**K 314 - K 39**  
**K 368 - K 361**

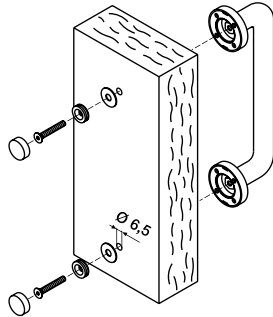
**X 0526**



**X 0525**

Per fissaggio  
singolo maniglione  
con rosette coprivite  
su porta legno spessore  
45÷55 mm  
55÷65 mm  
per art. K 356  
K 355 DX/SX  
K 352 DX/SX  
K 314 - K 39  
K 368 - K 361

For fixing a single  
pull handle with  
screw-covering rosettes  
on a wooden door,  
thickness 45÷55 mm  
55÷65 mm  
for art. K 356  
K 355 DX/SX  
K 352 DX/SX  
K 314 - K 39  
K 368 - K 361



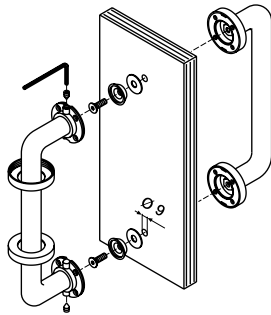
**Finitura**  
**Cromsatin**  
**Oro lucido**  
**Anticato**

Finish  
Satin chrome  
Polished brass  
Antique

**X 0524**

Per fissaggio  
coppia maniglioni  
con rosette coprivite  
su porta vetro spessore  
8÷12 mm  
per art. K 356  
K 355 DX/SX  
K 352 DX/SX  
K 314 - K 39  
K 368 - K 361

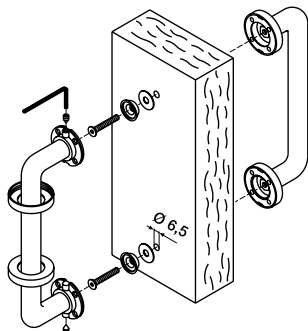
For fixing a pair of  
pull handles with  
screw-covering rosettes  
on a glass door,  
thickness 8÷12 mm  
for art. K 356  
K 355 DX/SX  
K 352 DX/SX  
K 314 - K 39  
K 368 - K 361



**X 0523**

Per fissaggio  
coppia maniglioni  
con rosette coprivite  
su porta legno spessore  
45÷55 mm  
55÷65 mm  
per art. K 356  
K 355 DX/SX  
K 352 DX/SX  
K 314 - K 39  
K 368 - K 361

For fixing a pair of  
pull handles with  
screw-covering rosettes  
on a wooden door,  
thickness 45÷55 mm  
55÷65 mm  
for art. K 356  
K 355 DX/SX  
K 352 DX/SX  
K 314 - K 39  
K 368 - K 361



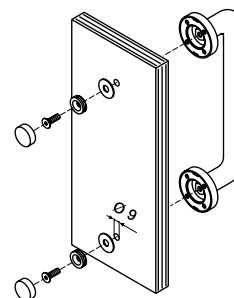
Per fissaggio  
singolo maniglione  
con rosette coprivite  
su porta vetro spessore  
8÷12 mm  
per art. K 356  
K 355 DX/SX  
K 352 DX/SX  
K 314 - K 39  
K 368 - K 361

For fixing a single  
pull handle with  
screw-covering rosettes  
on a glass door,  
thickness 8÷12 mm  
for art. K 356  
K 355 DX/SX  
K 352 DX/SX  
K 314 - K 39  
K 368 - K 361

X 0522

**Finitura**  
**Cromsatin**  
**Oro lucido**  
**Anticato**

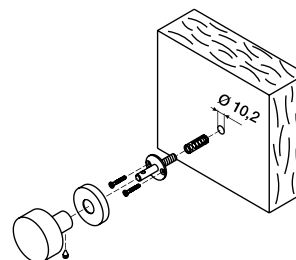
Finish  
Satin chrome  
Polished brass  
Antique



Per fissaggio  
pomolo fisso singolo  
su porte in massello con  
bussola ad espansione  
in ottone per art.  
K 334 - K 332 - K 331  
K 328

For fixing a single  
fixed knob  
on hardwood door using  
a brass anchor screw  
for art. K 334  
K 332 - K 331 - K 328

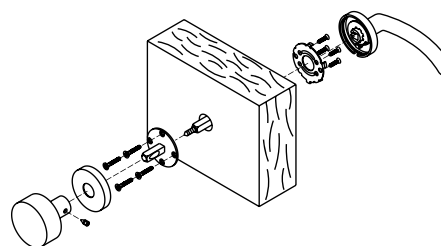
X 0516



Per fissaggio  
pomolo fisso su  
serratura in coppia  
con maniglia.  
Utilizzo di quadro  
solidale a piastrina  
per art. K 334  
K 332 - K 331  
K 328

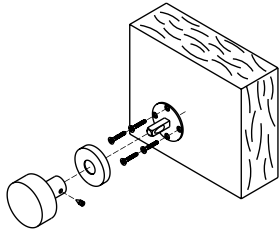
For fixing  
a fixed knob  
with operating lever  
on taylor spindle  
for art. K 334 - K 332  
K 331 - K 328

X 0514

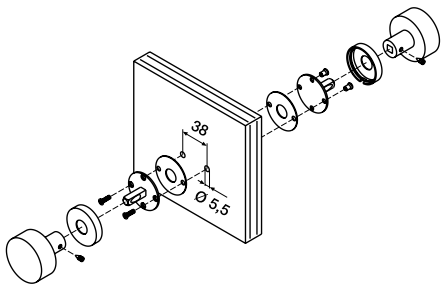


Misure quadro solidale/Taylor spindle's sizes 75 mm - 95 mm - 110 mm

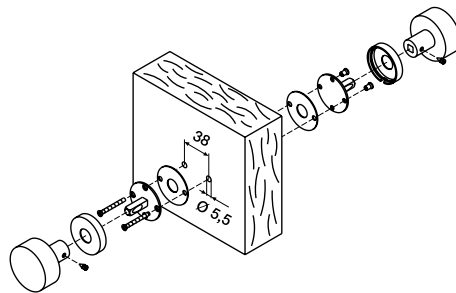
- |               |   |   |
|---------------|---|---|
| <b>X 0513</b> | <p>Per fissaggio pomolo fisso singolo su porte con quadro solidale alla piastrina e viti a legno per art. K 334 K 332 - K 331 K 328</p> | <p>For fixing a single fixed knob on doors with taylor spindle and wood screws for art. K 334 K 332 - K 331 - K 328</p> |
|---------------|---|---|



- |               |   |  |
|---------------|---|--|
| <b>X 0512</b> | <p>Per fissaggio pomoli fissi in coppia su vetro spessore 8÷12 mm e su legno spessore 35÷43 mm per art. K 334 K 332 - K 331 K 328</p> | <p>For fixing a pair of fixed knobs on glass, thickness 8÷12 mm and on wood, thickness 35÷43 mm for art. K 334 K 332 - K 331 - K 328</p> |
|---------------|---|--|



Vetro/Glass



Legno/Wood

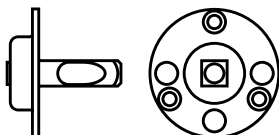
- |               |  |   |
|---------------|--|---|
| <b>X 0511</b> | <p>Per fissaggio pomolo/maniglia fisso senza foro passante</p> | <p>For fixing a fixed knob/door handle without through screw hole</p> |
|---------------|--|---|

**Materiale**  
Ferro

**Material**  
Iron

**Finitura**  
Zincato

**Finish**  
Zinc-plated



Per fissaggio  
singolo maniglione su  
porta in legno o parete  
in muratura con bussola  
ad espansione in ottone  
per art. K 354 S  
K 353 S - K 350 S

For fixing a single pull  
handle on a wooden door  
or on a masonry wall  
using a brass anchor  
screw for art. K 354 S  
K 353 S - K 350 S

X 0505



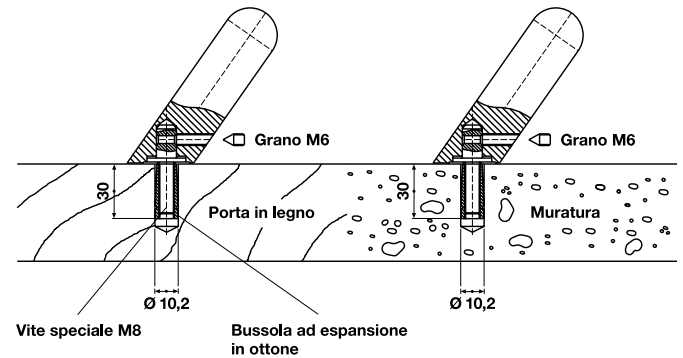
**Bussola ad espansione  
in ottone**  
Brass anchor screw

**Muratura**  
Masonry

**Porta in legno**  
Wooden door

**Grano M6**  
Screw M6

**Vite speciale M8**  
Special screw M8



Per fissaggio  
coppia maniglioni  
su porta in legno  
spessore 45÷55 mm  
per art. K 354  
K 353 - K 350

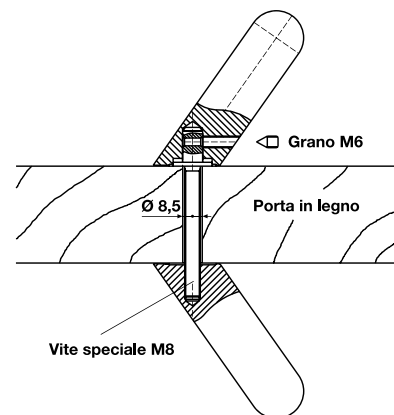
For fixing a pair of pull  
handles on a wooden door  
thickness 45÷55 mm for  
art. K 354 - K 353  
K 350

X 0504

**Porta in legno**  
Wooden door

**Vite speciale M8**  
Special screw M8

**Grano M6**  
Screw M6

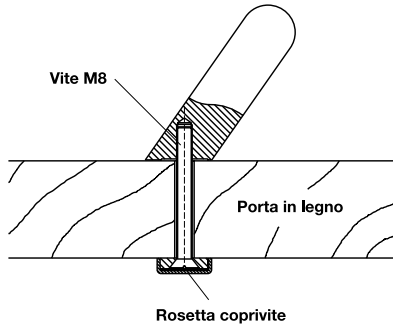




**X 0503**

Per fissaggio  
singolo maniglione  
su porta in legno spessore  
45÷55 mm  
per art. K 354 - K 353  
K 350

For fixing a single pull  
handles on a wooden door  
thickness 45÷55 mm for  
art. K 354 - K 353  
K 350



**Finitura**  
Nikmatt  
Cromsatin  
Orsatin

Finish  
Nikmatt  
Satin chrome  
Satin brass

**Rosetta coprivite**  
Screw-covering rosette

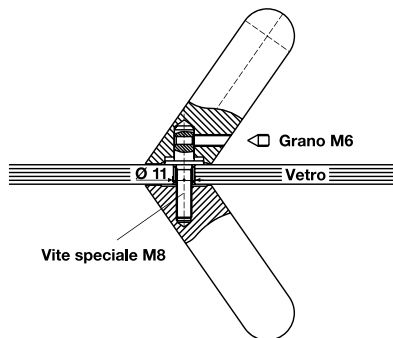
**Vite M8**  
Screw M8

**Porta in legno**  
Wooden door

**X 0502**

Per fissaggio  
coppia maniglioni  
su porta vetro spessore  
8÷12 mm  
per art. K 354 - K 353  
K 350

For fixing a pair of pull  
handles on a glass door  
thickness 8÷12 mm for  
art. K 354 - K 353  
K 350



**Vetro**  
Glass

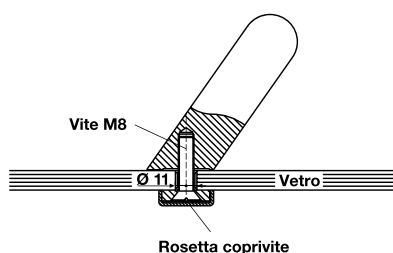
**Vite speciale M8**  
Special screw M8

**Grano M6**  
Screw M6

**X 0501**

Per fissaggio  
singolo maniglione  
su porta vetro spessore  
8÷12 mm  
per art. K 354 - K 353  
K 350

For fixing a single pull  
handle on a glass door  
thickness 8÷12 mm for  
art. K 354 - K 353  
K 350

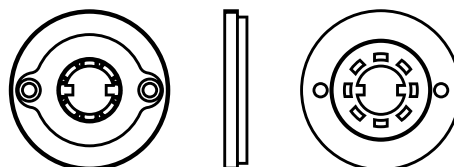


**Rosetta coprivite**  
Screw-covering rosette

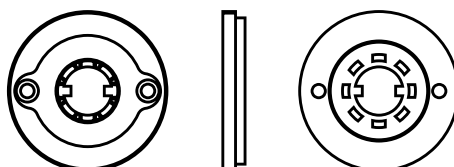
**Vite M8**  
Screw M8

**Vetro**  
Glass


<b>Materiale</b> <b>Nikrall Lega Zama</b> <b>UNI 3717</b> <b>e Nylon</b>	<b>Material</b> <b>Nikrall Zamak alloy</b> <b>UNI 3717</b> <b>and Nylon</b>	<b>X 0469</b>
<b>Sottorosetta filettata</b> <b>senza molla</b> <b>diametro 50 mm,</b> <b>completa di viti per</b> <b>il fissaggio e bussola</b> <b>di centratura</b>	<b>Threaded anchor rosette,</b> <b>without spring,</b> <b>diameter 50 mm,</b> <b>complete of fixing</b> <b>screws and centering bush</b>	



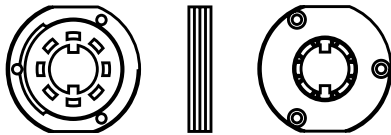
<b>Sottorosetta filettata</b> <b>senza molla bidirezionale</b> <b>diametro 50 mm,</b> <b>completa di viti per</b> <b>il fissaggio e bussola</b> <b>di centratura</b>	<b>Threaded anchor rosette,</b> <b>with bi-directional spring,</b> <b>diameter 50 mm,</b> <b>complete of fixing</b> <b>screws and centering bush</b>	<b>X 0468</b>
---	--	---------------



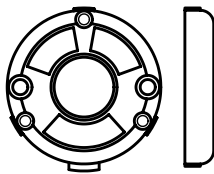
<b>Sottorosetta filettata</b> <b>senza molla,</b> <b>diametro 45 mm,</b> <b>completa di viti per</b> <b>il fissaggio e bussola</b> <b>di centratura</b>	<b>Threaded anchor rosette,</b> <b>without spring,</b> <b>diameter 45 mm,</b> <b>complete of fixing</b> <b>screws and centering bush</b>	<b>X 0446</b>
--	--	---------------



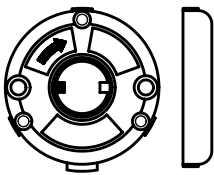
	Materiale Nikrall Lega Zama UNI 3717 e Nylon	Material Nikrall Zamak alloy UNI 3717 and Nylon
X 0445	Sottorosetta filettata con molla bidirezionale, diametro 45 mm, completa di viti per il fissaggio e bussola di centratura	Threaded anchor rosette, with bi-directional spring, diameter 45 mm, complete of fixing screws and centering bush



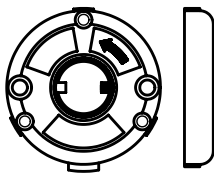
X 0469/1	Sottorosetta senza molla, diametro 50 mm, completa di viti per il fissaggio e bussola di centratura	Anchor rosette without spring, diameter 50 mm, complete of fixing screws and centering bush
----------	---	---



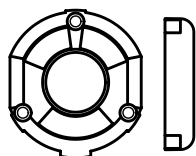
X 0468/1 DX	Sottorosetta con molla monodirezionale destra, diametro 50 mm, completa di viti per il fissaggio e bussola di centratura	Anchor rosette with mono-directional right spring diameter 50 mm, complete of fixing screws and centering bush
----------------	--	--



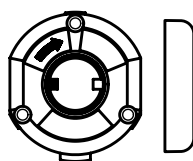
X 0468/2 SX	Sottorosetta con molla monodirezionale sinistra, diametro 50 mm, completa di viti per il fissaggio e bussola di centratura	Anchor rosette with mono-directional left spring diameter 50 mm, complete of fixing screws and centering bush
----------------	--	---



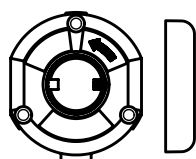
<b>Materiale</b> <b>Nikrall Lega Zama</b> <b>UNI 3717</b> <b>e Nylon</b>	<b>Material</b> <b>Nikrall Zamak alloy</b> <b>UNI 3717</b> <b>and Nylon</b>	<b>X 0446/1</b>
<b>Sottorosetta senza molla, diametro 45 mm, completa di viti per il fissaggio e bussola di centratura</b>	<b>Anchor rosette without spring, diameter 46 mm complete of fixing screws and centering bush</b>	



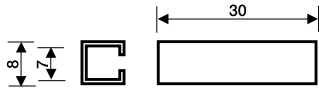
<b>Sottorosetta con molla monodirezionale destra, diametro 45 mm completa di viti per il fissaggio e bussola di centratura</b>	<b>Anchor rosette without spring, diameter 45 mm complete of fixing screws and centering bush</b>	<b>X 0445/1 DX</b>
--	---	--------------------



<b>Sottorosetta con molla monodirezionale sinistra, diametro 45 mm completa di viti per il fissaggio e bussola di centratura</b>	<b>Anchor rosette with mono-directional right spring diameter 45 mm, complete of fixing screws and centering bush</b>	<b>X 0445/1 SX</b>
--	---	--------------------



	<b>Materiale</b> Ferro	<b>Material</b> Iron
<b>X 0303</b>	Bussolette $\varnothing$ 7	Adaptor $\varnothing$ 7



<b>X 0212</b>	Passante e dado 6 Mx92	Threaded spindle with nut 6 Mx92
	<b>Finitura</b> Zincato	<b>Finish</b> Zinc-plated



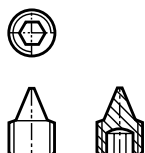
<b>X 0208</b>	Chiave esagonale 3 mm	Hexagonal key 3 mm
	<b>Finitura</b> Zincato	<b>Finish</b> Zinc-plated



	<b>Materiale</b> Ottone	<b>Material</b> Brass
<b>X 0210</b>	Vite 4,5x23 GS	Screw 4,5x23 GS
	<b>Finitura</b> Cromo Oro Nikmatt	<b>Finish</b> Chrome Brass Nikmatt

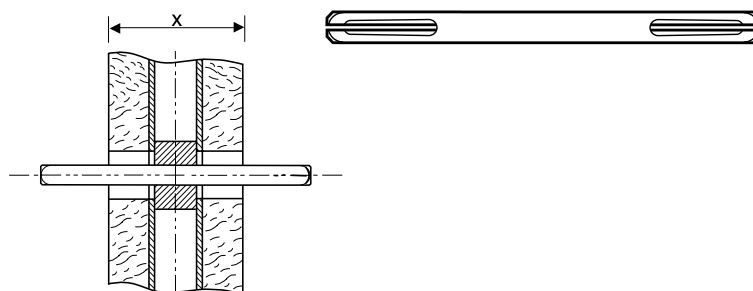


	<b>Materiale</b> Acciaio	<b>Material</b> Steel
<b>X 0209</b>	Grano 6 Mx9	Grub screw 6 Mx9
	<b>Finitura</b> Ottonato Nero	<b>Finish</b> Brass-plated Black



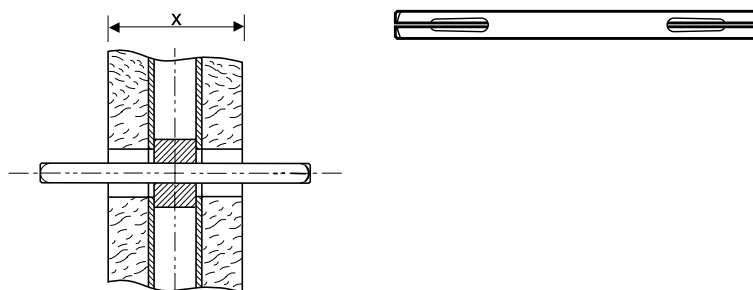
<b>Materiale</b> Ferro	Material Iron	
<b>Finitura</b> Zincato	Finish Zinc-plated	
<b>Quadro tagliato</b> ∅ 8	Slotted spindle ∅ 8	<b>X 0100/8</b>

Lunghezza quadro Spindle length	(X)Spessore porta da/a (X)Door thickness from/to
80	fino a/up to 20 mm
114	32/48 mm
120	38/54 mm
130	48/64 mm
140	58/74 mm
145	63/79 mm
150	68/84 mm
160	78/94 mm



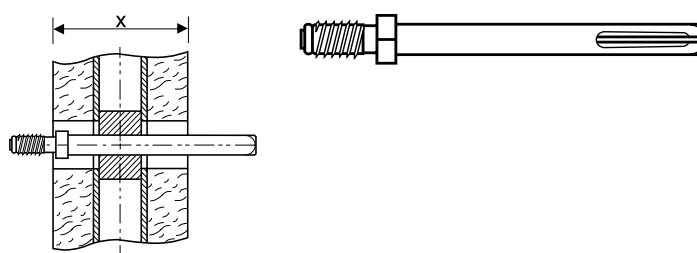
<b>Quadro tagliato</b> ∅ 7	Slotted spindle ∅ 7	<b>X 0104</b>
-------------------------------	------------------------	---------------

Lunghezza quadro Spindle length	(X)Spessore porta da/a (X)Door thickness from/to
114	34/42 mm



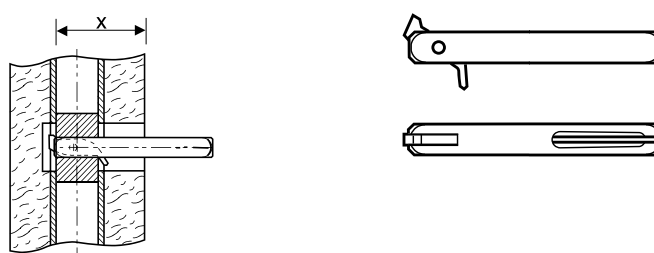
<b>Quadro con filetto per abbinamento maniglia-pomolo fisso</b> ∅ 8	Threaded spindle for handle/fixed knob combination ∅ 8	<b>X 0110/8</b>
--	---	-----------------

Lunghezza quadro Spindle length	(X)Spessore porta da/a (X)Door thickness from/to
100	40/50 mm
110	50/60 mm
120	60/70 mm
130	70/80 mm
140	80/90 mm

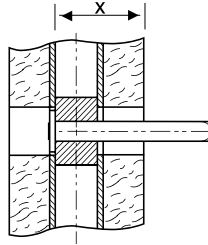
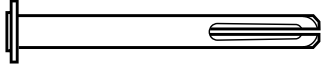


<b>Quadro block per porte forate solo da un lato</b> ∅ 8	Block spindle for doors drilled on one side only ∅ 8	<b>X 0120/8</b>
---	---	-----------------

Lunghezza quadro Spindle length	(X)Spessore porta da/a (X)Door thickness from/to
60	22/28 mm
67	26/37 mm
80	38/48 mm
90	49/58 mm
100	59/68 mm



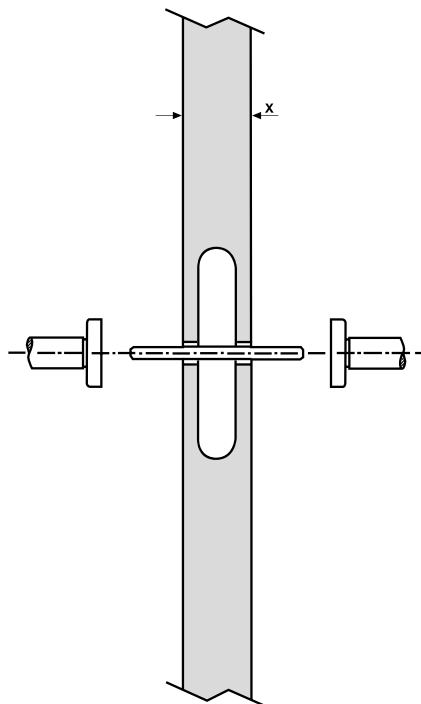
	<b>Materiale</b> Ferro	<b>Material</b> Iron
	<b>Finitura</b> Zincato	<b>Finish</b> Zinc-plated
<b>X 0130/8</b>	<b>Quadro block</b> per porte forate passanti ☒ 8	Block spindle for doors drilled from one side to the other ☒ 8



Lunghezza quadro Spindle length	(X)Spessore porta da/a (X)Door thickness from/to
60	20/29 mm
70	29/39 mm
75	35/43 mm
80	39/48 mm
85	45/53 mm
90	49/58 mm
100	59/68 mm
120	79/88 mm

Elenco spessori  
porta  
per articolo:

List of door  
thicknesses for  
each article:



#### Maniglie per porta/Door handles

Articolo Article	Serie Series	Spessore da Thickness from	a to	con quadro with spindle
H 361 R8	AC4 Duemilasei	40 mm	60 mm	8 x 114 mm
H 360 R8	FN Duemilasette	33 mm	60 mm	8 x 114 mm
H 359 R8	SOM NY Duemilasette	30 mm	60 mm	8 x 114 mm
H 358 R8	JP1 Duemila	40 mm	52 mm	8 x 114 mm
H 356 R8	ZH Duemilacinque	33 mm	55 mm	8 x 114 mm
H 354 R8	FOG Duemilaquattro	40 mm	55 mm	8 x 114 mm
H 353 R8	AC3 Duemilaquattro	30 mm	55 mm	8 x 114 mm
H 352 R8	ODBC Duemiladue	32 mm	56 mm	8 x 114 mm
H 351 R8	AR Duemiladue	30 mm	55 mm	8 x 114 mm
H 350 R8	CA Duemiladue	33 mm	55 mm	8 x 114 mm
H 349 R8	CWL Duemiladue	30 mm	55 mm	8 x 114 mm
H 348 R8	DC Duemiladue	33 mm	55 mm	8 x 114 mm
H 347 R8	MDF Duemiladue	33 mm	55 mm	8 x 114 mm
H 345 R8	LK Duemilauno	33 mm	40 mm	8 x 96 mm
H 344 R8	JN Duemilauno	33 mm	50 mm	8 x 104 mm
H 343 R8	JP Duemila	40 mm	52 mm	8 x 114 mm
H 342 R8	RA Duemila	33 mm	55 mm	8 x 114 mm
H 341 R8	HK2 Duemila	33 mm	55 mm	8 x 114 mm
H 339 R8	AP Duemila	45 mm	55 mm	8 x 114 mm
H 338 R8	YK Duemila	33 mm	55 mm	8 x 114 mm
H 337 R8	GP Novantotto	33 mm	55 mm	8 x 114 mm
H 335 R8	RM Novantotto	33 mm	43 mm	8 x 96 mm
H 334 R8	NF Novantotto	33 mm	55 mm	8 x 114 mm
H 333 R8	P Novantotto	33 mm	55 mm	8 x 114 mm
H 332 R8	M Novantotto	33 mm	55 mm	8 x 114 mm
H 331 R8	MG Novantotto	33 mm	50 mm	8 x 114 mm
H 330 R8	T Novantasette	33 mm	55 mm	8 x 114 mm
H 329 R8	RB Novantacinque	33 mm	55 mm	8 x 114 mm
H 328 R8	NF Novantacinque	33 mm	55 mm	8 x 114 mm



**Maniglie per porta/Door handles**

Articolo Article	Serie Series	Spessore da Thickness from	a to	con quadro with spindle
H 327 R8	AC 2 Novantacinque	33 mm	55 mm	8 x 114 mm
H 326 R8	AC 1 Novantacinque	33 mm	55 mm	8 x 114 mm
H 321 R8	AC Novantatre	33 mm	55 mm	8 x 114 mm
H 320 R8	AR Novantadue	33 mm	55 mm	8 x 114 mm
H 319 R8	VM Novantadue	33 mm	55 mm	8 x 114 mm
H 318 R8	AM Novantadue	33 mm	55 mm	8 x 114 mm
H 317 R8	AC Novantuno	33 mm	55 mm	8 x 114 mm
H 316 R8	S Novantuno	33 mm	55 mm	8 x 114 mm
H 315 R8	G Novanta	33 mm	55 mm	8 x 114 mm
H 314 R8	S Novanta	33 mm	55 mm	8 x 114 mm
H 312 R8	Sette B	33 mm	55 mm	8 x 114 mm
H 311 R8	Sei MB	30 mm	60 mm	8 x 114 mm
H 310 R8	Cinque C	33 mm	40 mm	8 x 96 mm
H 39 R8	Quattro M	33 mm	55 mm	8 x 114 mm
H 38 R8	Quattro S	33 mm	55 mm	8 x 114 mm
H 37 R8	Tre B	33 mm	55 mm	8 x 114 mm
H 35 R8	Due G	33 mm	55 mm	8 x 114 mm
H 33 R8	Otto G	33 mm	55 mm	8 x 114 mm
H 32 R8	Otto B	37 mm	58 mm	8 x 114 mm
H 31 R8	Otto A	33 mm	55 mm	8 x 114 mm

**Pomoli per porta/Doorknobs**

Articolo Article	Serie Series	Spessore da Thickness from	a to	con quadro with spindle
K 337 R8	FOG Duemilaquattro	40 mm	50 mm	8 x 104 mm
K 335 R8	ODBC Duemiladue	39 mm	48 mm	8 x 104 mm
K 332 R8	DC Duemiladue	39 mm	48 mm	8 x 104 mm
K 334 R8	AR Duemiladue	37 mm	48 mm	8 x 104 mm
K 331 R8	YK Duemila	37 mm	48 mm	8 x 104 mm
K 328 R8	RM Novantotto	33 mm	43 mm	8 x 96 mm
K 326 R8	P Novantotto	33 mm	55 mm	8 x 104 mm

Elenco spessori  
porta  
per articolo: List of door  
thicknesses for  
each article:

**Chiusure privacy BZG/Bathroom privacy sets**

Articolo Article	Spessore da Thickness from	a to	con quadro with spindle
K 3028 R6-7-8 BZG ZH Duemilacinque	42 mm	52 mm	6 x 85 mm
K 3027 R6-7-8 BZG SOM New York	42 mm	52 mm	6 x 85 mm
K 3026 R6-7-8 BZG FN Duemilasette	42 mm	52 mm	6 x 85 mm
K 3021 R6-7-8 BZG FOG Duemilaquattro	42 mm	52 mm	6 x 85 mm
K 3020 R6-7-8 BZG JP Duemila	42 mm	52 mm	6 x 85 mm
K 3015 R6-7-8 BZG AC3 Duemilaquattro	42 mm	52 mm	6 x 85 mm
K 3714 R6-7-8 BZG	45 mm	52 mm	6 x 85 mm
K 3013 R6-7-8 BZG	42 mm	52 mm	6 x 85 mm
K 3011 R6-7-8 BZG	42 mm	52 mm	6 x 85 mm
K 3010 R6-7-8 BZG	45 mm	52 mm	6 x 85 mm
K 3009 R6-7-8 BZG	45 mm	52 mm	6 x 85 mm
K 3004 R6-7-8 BZG Sei MB	42 mm	50 mm	6 x 85 mm
K 3001 R6-7-8 BZG	42 mm	52 mm	6 x 85 mm
K 399 R6-7-8 BZG	42 mm	52 mm	6 x 85 mm
K 398 R6-7-8 BZG	42 mm	52 mm	6 x 85 mm
K 397 R6-7-8 BZG	42 mm	52 mm	6 x 85 mm
K 396 R6-7-8 BZG NF Novantotto	42 mm	52 mm	6 x 85 mm
K 392 R6-7-8 BZG P Novantotto	42 mm	52 mm	6 x 85 mm
K 391 R6-7-8 BZG RB Novantacinque	42 mm	52 mm	6 x 85 mm
K 389 R6-7-8 BZG NF Novantacinque	45 mm	52 mm	6 x 85 mm
K 382 R6-7-8 BZG	42 mm	52 mm	6 x 85 mm

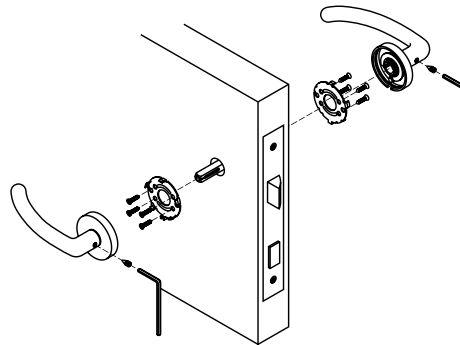


---

**Informazioni tecniche inox**  
Technical information Stainless Steel

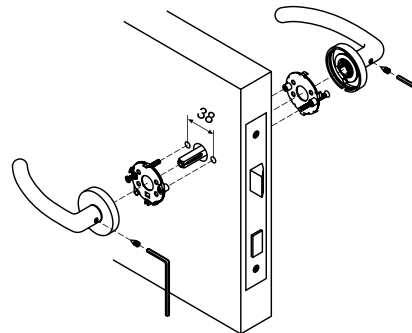
Sistema di montaggio  
R8

Fixing system  
R8



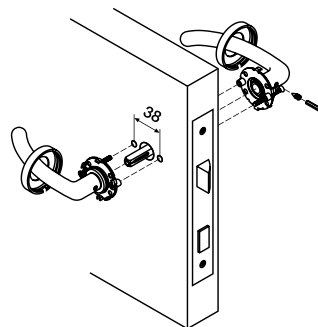
Sistema di montaggio  
RG8  
RG8,5

Fixing system  
RG8  
RG8,5



Sistema di montaggio  
RG9 AS

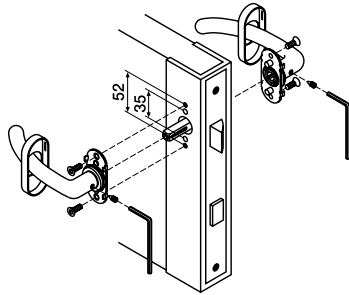
Fixing system  
RG9 AS



**Sistemi di montaggio**  
Fixing systems

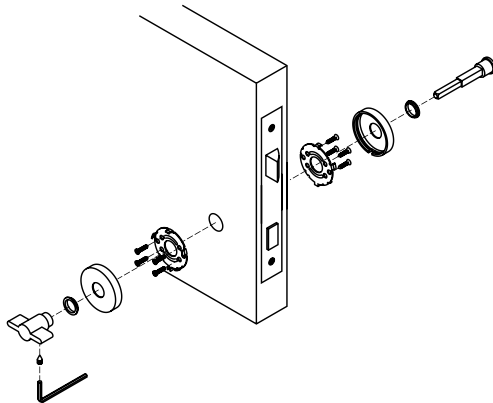
Sistema di montaggio  
**RO9 AS**  
**RO8 AS**

Fixing system  
**RO9 AS**  
**RO8 AS**



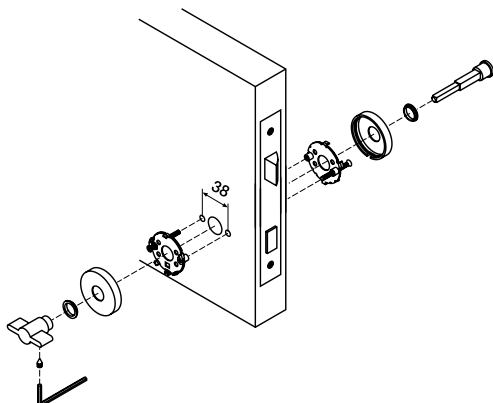
Sistema di montaggio  
**R6 BZG**  
**R7 BZG**  
**R8 BZG**

Fixing system  
**R6 BZG**  
**R7 BZG**  
**R8 BZG**




Sistema di montaggio  
**RG6 BZG**  
**RG7 BZG**  
**RG8 BZG**

Fixing system  
**RG6 BZG**  
**RG7 BZG**  
**RG8 BZG**



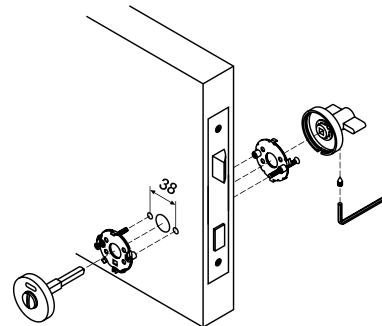
Sistema di montaggio  
**RS6 BZC**  
**RS7 BZC**  
**RS8 BZC**

Fixing system  
**RS6 BZC**  
**RS7 BZC**  
**RS8 BZC**



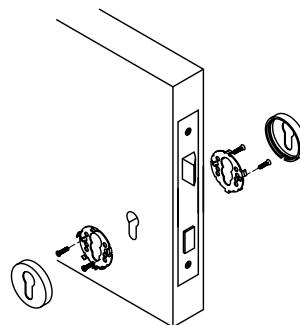
Sistema di montaggio  
**RSG6 BZC**  
**RSG7 BZC**  
**RSG8 BZC**

Fixing system  
**RSG6 BZC**  
**RSG7 BZC**  
**RSG8 BZC**



Sistema di montaggio  
**bocchette R**

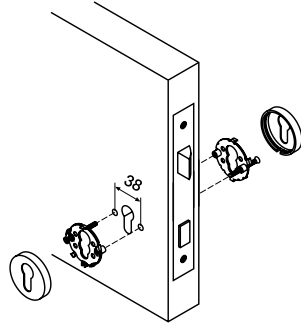
Fixing system  
**escutcheons R**



Sistemi di montaggio  
Fixing systems

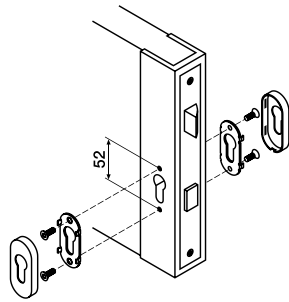
Sistema di montaggio  
bocchette RG

Fixing system  
escutcheons RG



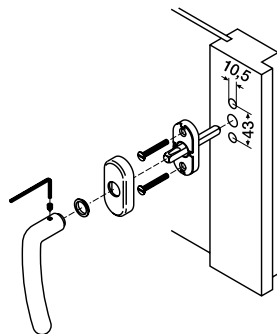
Sistema di montaggio  
bocchetta ovale

Fixing system  
oval escutcheons



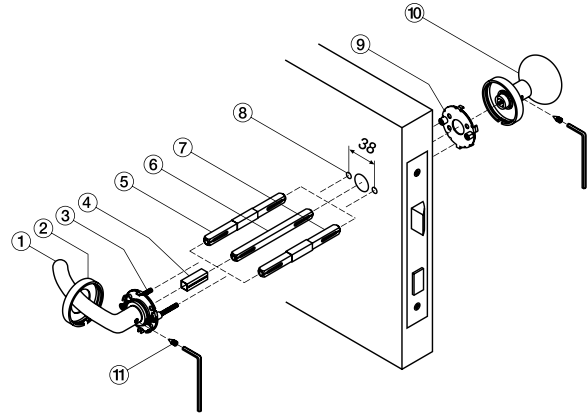
Sistema di montaggio  
FR S

Fixing system  
FR S



Montaggio maniglia RG9 AS  
con pomolo girevole RC8/8,5  
su porte con serratura  
con quadro 8-8,5-9 mm

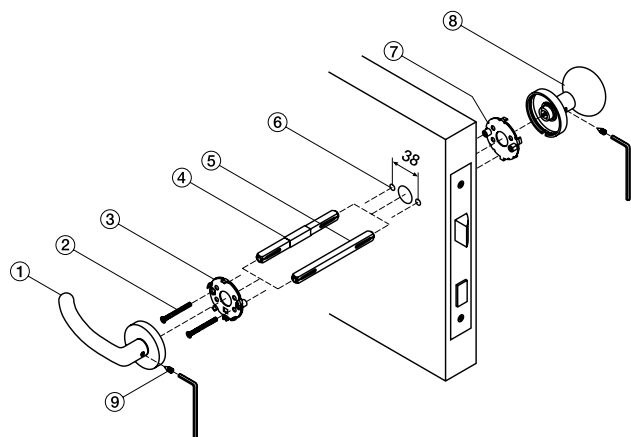
For fixing RG9 AS handle  
combined with RC8/8,5  
turning knob on doors  
with mortice lock  
and 8-8,5-9 mm spindle



- 1 Maniglia RG9 AS / RC9 AS handle
- 2 Rosetta / Rosette
- 3 Vite M4x50 / M4x50 screws
- 4 Bussola 8/9 / Bush 8/9
- 5 X 0100/8,5
- 6 X 0100/8
- 7 X 0100/8-9
- 8 Foro Ø 7 mm / Hole Ø 7 mm
- 9 Sottorosetta acciaio con perni  
Steel anchor-plate with pins
- 10 Pomolo girevole RC8/8,5 / RC8/8,5 turning knob
- 11 Grano acciaio inox / Stainless steel grub screw

Montaggio maniglia RG8/8,5  
con pomolo girevole RC8/8,5  
su porte con serratura  
con quadro 8-8,5 mm

For fixing RC8/8,5 handle  
combined with RC8/8,5  
turning knob on doors  
with mortice lock and  
8-8,5 mm spindle

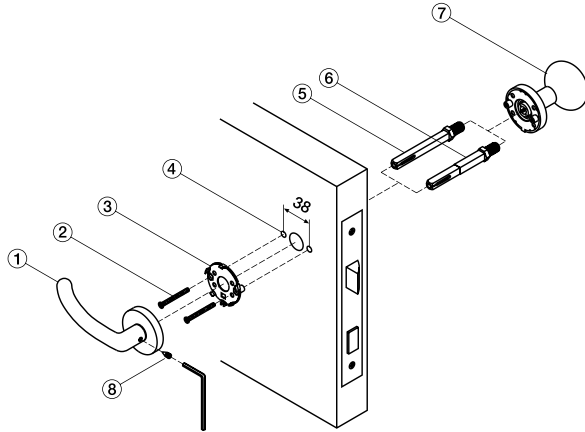


- 1 Maniglia RG8/8,5 / RC8/8,5 handle
- 2 Vite M4x50 / M4x50 screws
- 3 Sottorosetta AC 1220/B AC NS DACROMET  
Anchor plate AC 1220/B AC NS DACROMET
- 4 X 0100/8,5
- 5 X 0100/8
- 6 Foro Ø 7 mm / Hole Ø 7 mm
- 7 Sottorosetta acciaio con perni  
Steel anchor-plate with pins
- 8 Pomolo girevole RC8/8,5 / RC8/8,5 turning knob
- 9 Grano acciaio inox / Stainless steel grub screw



Montaggio maniglia RG8/8,5  
con pomolo fisso RC AS  
su porte con serratura  
con quadro 8-8,5 mm

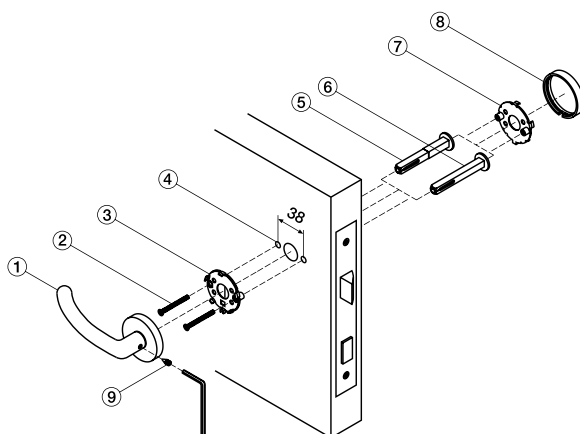
For fixing RG8/8,5 handle  
combined with RC AS  
fixed knob on doors  
with mortice lock and  
8-8,5 mm spindle



- 1 Maniglia RG8/8,5 / RC8/8,5 handle
- 2 Vite M4x50 / M4x50 screws
- 3 Sottorosetta acciaio con perni / Steel anchor-plate with pins
- 4 Foro Ø 7 mm / Hole Ø 7 mm
- 5 X 0100/8
- 6 X 0100/8,5
- 7 Pomolo RC AS / RC AS knob
- 8 Grano acciaio inox / Stainless steel grub screw

Montaggio maniglia singola  
RG8/8,5 con rosetta cieca  
su porte con serratura  
con quadro 8-8,5 mm

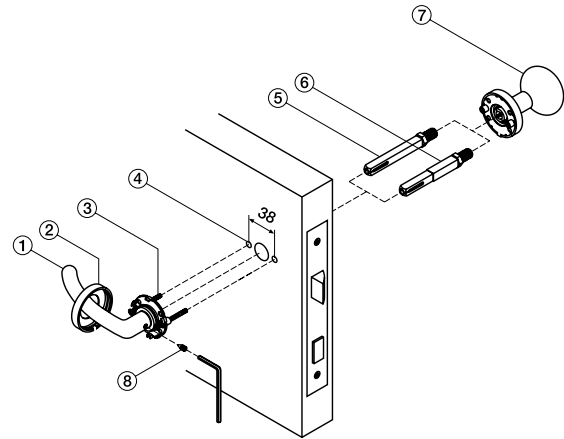
For fixing RG8/8,5  
single handle with  
blank rosette on doors with  
mortice lock and 8-8,5 mm  
spindle



- 1 Maniglia RG8/8,5 / RC8/8,5 handle
- 2 Vite M4x50 / M4x50 screws
- 3 Sottorosetta acciaio con perni / Steel anchor-plate with pins
- 4 Foro Ø 7 mm / Hole Ø 7 mm
- 5 X 0130/8
- 6 X 0130/8,5
- 7 Sottorosetta acciaio con perni / Steel anchor plate with pins
- 9 Grano acciaio inox / Stainless steel grub screw

Montaggio maniglia RG9 AS  
con pomolo fisso RG AS  
su porte con serratura  
con quadro 9-10 mm

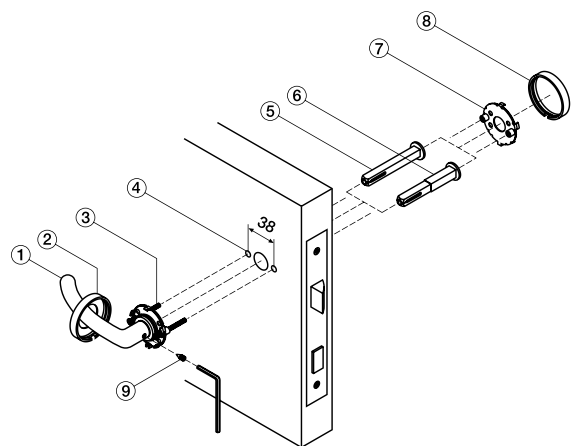
For fixing RG9 AS handle  
combined with RG AS  
fixed knob on doors  
with mortice lock  
and 9-10 mm spindle



- 1 Maniglia RG9 AS / RG9 AS handle
- 2 Rosetta / Rosette
- 3 Vite M4x50 / M4x50 screws
- 4 Foro Ø 7 mm / Hole Ø 7 mm
- 5 X 0110/9
- 6 X 0110/10-9
- 7 Pomolo RG AS / RG AS knob
- 8 Grano acciaio inox / Stainless steel grub screw

Montaggio maniglia singola  
RG9 AS con rosetta cieca  
su porte con serratura  
con quadro 9-10 mm

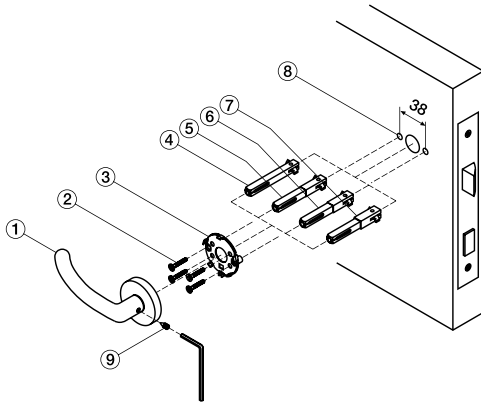
For fixing RG9 AS handle  
combined with RG AS  
fixed knob on doors  
with mortice lock  
and 9-10 mm spindle



- 1 Maniglia RG9 AS / RG9 AS handle
- 2 Rosetta / Rosette
- 3 Vite M4x50 / M4x50 screws
- 4 Foro Ø 7 mm / Hole Ø 7 mm
- 5 X 0130/9
- 6 X 0130/10-9
- 7 Sottorosetta acciaio con perni / Steel anchor-plate with pins
- 8 Rosetta cieca / Blank rosette
- 9 Grano acciaio inox / Stainless steel grub screw

Montaggio maniglia singola  
R8-RC8/8,5 su porte  
con serratura con quadro  
8-8,5-9-10 mm

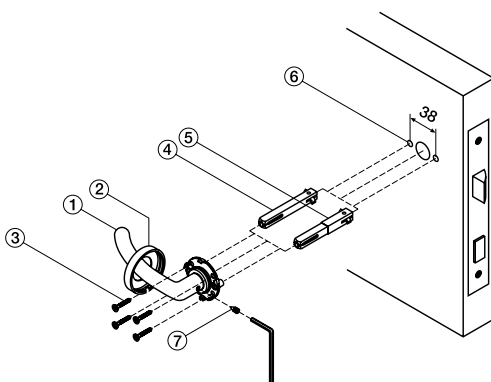
For fixing R8 - RC8/8,5  
single handle on doors  
with mortice lock  
and 8-8,5-9-10 mm spindle



- 1 Maniglia RG8/8,5 - R8 / RC8/8,5 - R8 handle
- 2 Vite a legno / Wood screw
- 3 Sottorosetta acciaio con perni / Steel anchor-plate with pins
- 4 X 0120/8
- 5 X 0120/8,5
- 6 X 0120/9-8
- 7 X 0120/10-8
- 8 Foro Ø 7 mm / Hole Ø 7 mm
- 9 Grano acciaio inox / Stainless steel grub screw

Montaggio maniglia singola  
RG9 AS su porte  
con serratura con quadro  
9-10 mm

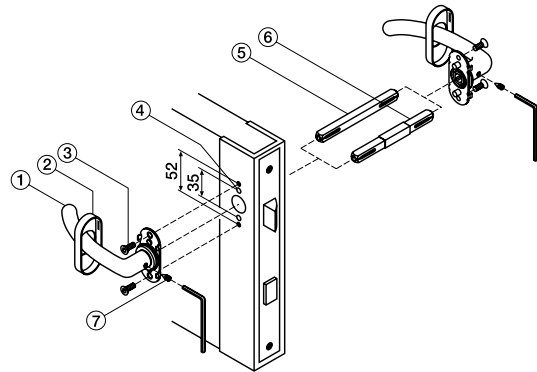
For fixing RG9 AS  
single handle on doors  
with mortice lock  
and 9-10 mm spindle



- 1 Maniglia RG9 AS / RC9 AS handle
- 2 Rosetta / Rosette
- 3 Vite a legno / Wood screw 4 X 0120/9
- 5 X 0120/10-9
- 6 Foro Ø 7 mm / Hole Ø 7 mm
- 7 Grano acciaio inox / Stainless steel grub screw

Montaggio coppia maniglie  
RO9 AS su porte con profilo  
metallico con serratura con  
quadro 9-10 mm

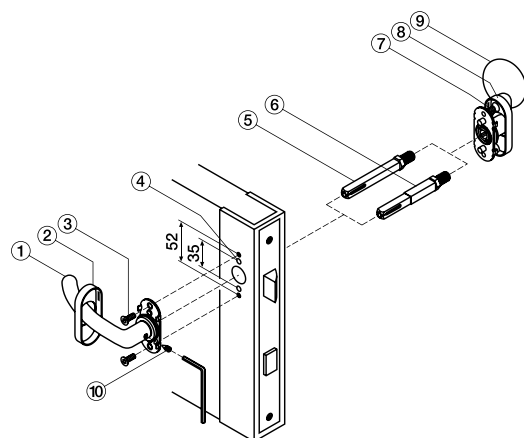
For fixing one pair  
of RO9 AS handles  
on doors with metal frame  
and mortice lock  
and 9-10 mm spindle



- 1 Maniglia RO9 AS / RO9 AS handle
- 2 Rosetta ovale / Oval rosette
- 3 Vite M5 / M5 screw
- 4 Foro Ø 6,2 mm / Hole Ø 6,2 mm
- 5 X 0100/9
- 6 X 0100/10-9
- 7 Grano acciaio inox / Stainless steel grub screw

Montaggio maniglia  
RO9 AS con pomolo fisso  
RO AS su porte con profilo  
metallico con serratura  
con quadro 9-10 mm

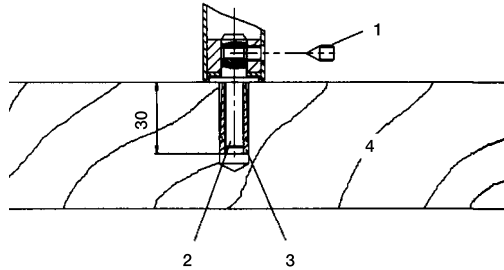
For fixing RO9 AS handle  
combined with RO AS  
fixed knob on doors  
with metal frame  
and mortice lock  
and 9-10 mm spindle



- 1 Maniglia RO9 AS / RO9 AS handle
- 2 Rosetta ovale / Oval rosette
- 3 Vite M5 / M5 screw
- 4 Foro Ø 6,2 mm / Hole Ø 6,2 mm
- 5 X 0110/9
- 6 X 0110/10-9
- 7 Vite M5 / M5 screw
- 8 Rosetta ovale / Oval rosette
- 9 Pomolo RO AS / RO AS knob
- 10 Grano acciaio inox / Stainless steel grub screw

**X 0510** Per fissaggio singolo maniglione S su porta legno o parete in muratura con bussola ad espansione in ottone

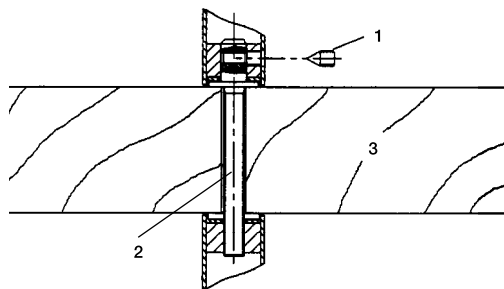
For fixing a single pull handle S on a wooden door or on a masonry wall using a brass anchor screw



- 1 Grano M6  
M6 grub screw
- 2 Vite speciale M8  
M8 special screw
- 3 Bussola ad espansione in ottone  
Brass anchor screw
- 4 Porta in legno  
Wooden door

**X 0509** Per fissaggio coppia maniglioni su porta legno spessori:  
45-60 mm: X 0509-70  
60-75 mm: X 0509-85  
75-90 mm: X 0509-100

For fixing a pair of pull handles on a wooden door, thicknesses:  
45-60 mm: X 0509-70  
60-75 mm: X 0509-85  
75-90 mm: X 0509-100

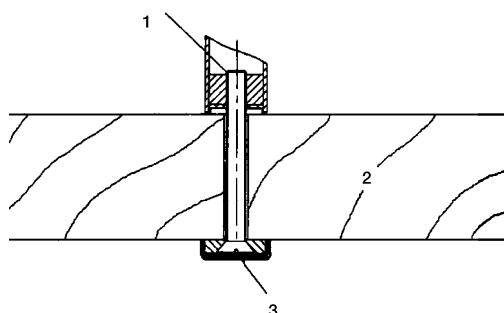


- 1 Grano M6  
M6 grub screw
- 2 Vite speciale M8  
M8 special screw
- 3 Porta in legno  
Wooden door

**X 0508** Per fissaggio singolo maniglione su porta legno spessori:  
45-60 mm: X 0508-75  
60-75 mm: X 0508-90  
75-90 mm: X 0508-105

For fixing a single pull handle on a wooden door, thicknesses:  
45-60 mm: X 0508-75  
60-75 mm: X 0508-90  
75-90 mm: X 0508-105

<b>Finitura</b>	<b>Finish</b>
Satinato	Satin
Lucido	Polished



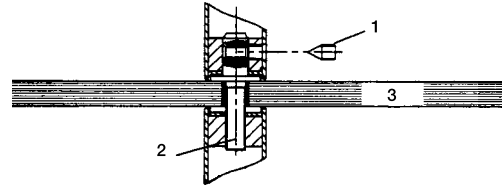
- 1 Vite M8  
M8 screw
- 2 Porta in legno  
Wooden door
- 3 Rosetta coprivite  
Screw covering rosette

Per fissaggio coppia  
maniglioni su porta vetro  
spessore 8-12 mm

For fixing a pair of pull  
handles on a glass door,  
thickness 8-12 mm

X 0507

- 1 Grano M6  
M6 grub screw
- 2 Vite speciale M8  
M8 special screw
- 3 Vetro  
Glass



Foro consigliato Ø 11 mm  
Suggested hole Ø 11 mm

Per fissaggio singolo  
maniglione su porta vetro  
spessore 8-12 mm

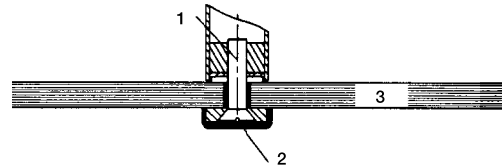
For fixing a single pull  
handle on a glass door,  
thickness 8-12 mm

X 0506

**Finitura**  
Satinato  
Lucido

**Finish**  
Satin  
Polished

- 1 Vite M8  
M8 screw
- 2 Rosetta coprivite  
Screw covering rosette
- 3 Vetro  
Glass



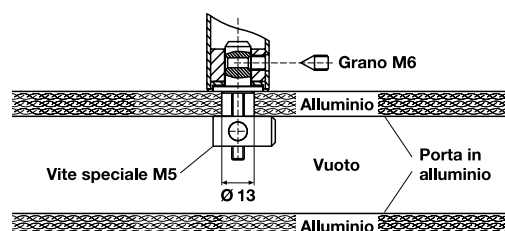
Foro consigliato Ø 11 mm  
Suggested hole Ø 11 mm

Per fissaggio  
singolo maniglione  
senza rosette coprivite  
su porta in alluminio.  
Per Art.

For fixing a single pull  
handle without  
screw-covering rosettes  
on an aluminium door.  
For Art.

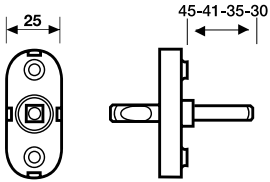
X 0552

- P 5405 S 25
- P 5406 S 25
- P 5407 S 25
- P 5408 S 25
- P 5410 S 25
- P 5412 S



**Complementari**  
Complementary accessories

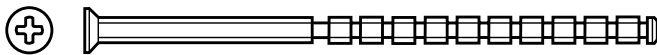
<b>X 0602</b>	<b>Movimento</b> 4 scatti	<b>Movement</b> 4 click positions
	<b>Materiale</b> Ferro	<b>Material</b> Iron
	<b>Finitura</b> Zincato	<b>Finish</b> Zinc-plated



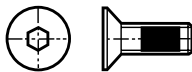
	<b>Materiale</b> Acciaio	<b>Material</b> Steel
<b>X 0208</b>	Chiave esagonale 3 mm	Hexagonal key 3 mm



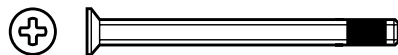
	<b>Materiale</b> Acciaio Inox	<b>Material</b> Stainless Steel
<b>X 0207</b>	Vite M4x89 TPS Troncabile	M4x89 TPS screws Shearable



<b>X 0206</b>	Vite M5x14 TPSCE Eslock	M5x14 TPSCE screws Eslock
---------------	----------------------------	------------------------------



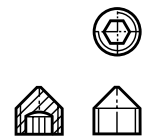
<b>X 0205</b>	Vite M4x50 TPS Eslock	M4x50 TPS screws Eslock
---------------	--------------------------	----------------------------



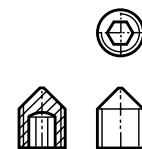
Materiale Acciaio Inox	Material Stainless Steel	
Vite a legno 4x15	Wood screws 4x15	X 0272



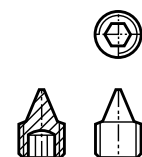
Grano M6x6	Grub screws M6x6	X 0203
---------------	---------------------	--------



Grano M6x8	Grub screws M6x8	X 0202
---------------	---------------------	--------



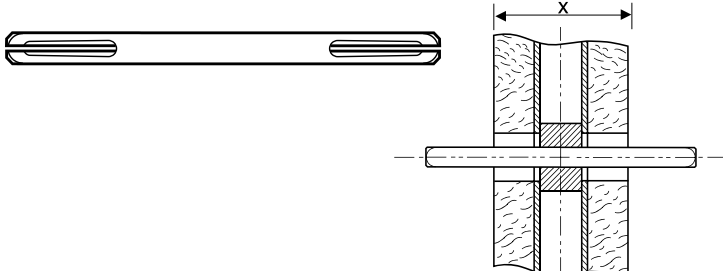
Grano M6x9	Grub screws M6x9	X 0201
---------------	---------------------	--------



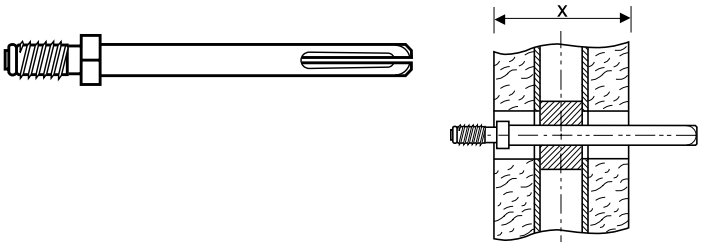


**Quadri**  
Spindles

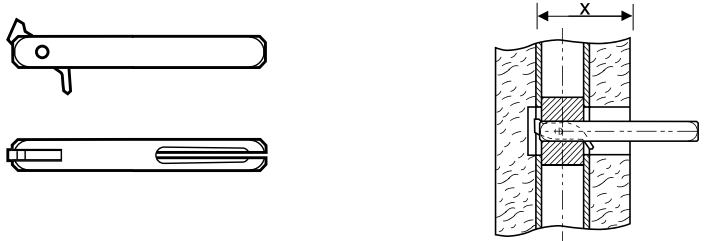
	<b>Materiale</b> Ferro	<b>Material</b> Iron
	<b>Finitura</b> Zincato	<b>Finish</b> Zinc-plated
<b>X 0100/8</b>	Quadro tagliato ∅ 8	Slotted spindle ∅ 8

	Lunghezza quadro Spindle length	(X)Spessore porta da/a (X)Door thickness from/to
	80	fino a/up to/bis zu/ de à 20 mm
	114	32/48 mm
	120	38/54 mm
	130	48/64 mm
	140	58/74 mm
	150	68/84 mm
160	78/94 mm	

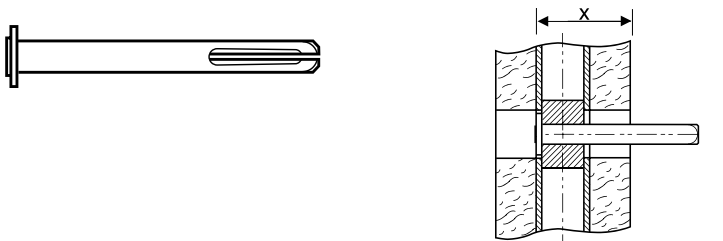
<b>X 0110/8</b>	Quadro con filetto per abbinamento maniglia-pomolo fisso ∅ 8	Threaded spindle for handle/fixed knob combination ∅ 8
-----------------	---	---

	Lunghezza quadro Spindle length	(X)Spessore porta da/a (X)Door thickness from/to
	100	40/50 mm
	110	50/60 mm
	120	60/70 mm
	130	70/80 mm
	140	80/90 mm

<b>X 0120/8</b>	Quadro block per porte forate solo da un lato ∅ 8	Block spindle for doors drilled on one side only ∅ 8
-----------------	--	---

	Lunghezza quadro Spindle length	(X)Spessore porta da/a (X)Door thickness from/to
	60	22/28 mm
	67	26/37 mm
	80	38/48 mm
	90	49/58 mm
	100	59/68 mm

<b>X 0130/8</b>	Quadro block per porte forate passanti ∅ 8	Block spindle for doors drilled from one side to the other ∅ 8
-----------------	---	---

	Lunghezza quadro Spindle length	(X)Spessore porta da/a (X)Door thickness from/to
	60	20/29 mm
	70	29/39 mm
	75	35/43 mm
	80	39/48 mm
	85	45/53 mm
	90	49/58 mm
	100	59/68 mm
	120	79/88 mm

**Materiale**  
Ferro

**Material**  
Iron

**Finitura**  
Zincato

**Finish**  
Zinc-plated

Quadro tagliato  
∅ 8,5

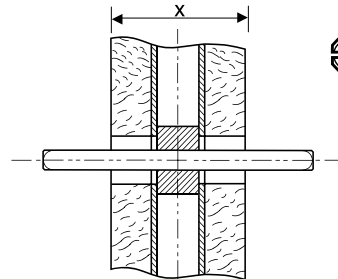
Slotted spindle  
∅ 8,5

X 0100/8,5

Lunghezza quadro  
Spindle length

(X)Spessore porta da/a  
(X)Door thickness from/to

114	32/48 mm
120	38/54 mm
130	48/64 mm
140	58/74 mm
150	68/84 mm
160	78/94 mm



Quadro con filetto  
per abbinamento  
maniglia-pomolo fisso  
∅ 8,5


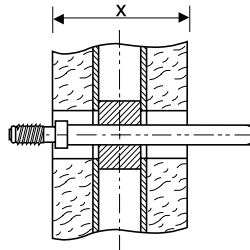
Threaded spindle  
for handle/fixed knob  
combination  
∅ 8,5

X 0110/8,5

Lunghezza quadro  
Spindle length

(X)Spessore porta da/a  
(X)Door thickness from/to

100	40/50 mm
110	50/60 mm
120	60/70 mm
130	70/80 mm
140	80/90 mm



Quadro block per  
porte forate solo  
da un lato  
∅ 8,5

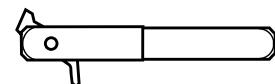
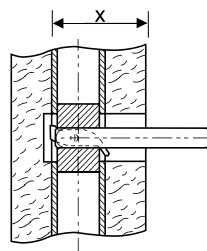
Block spindle  
for doors drilled  
on one side only  
∅ 8,5

X 0120/8,5

Lunghezza quadro  
Spindle length

(X)Spessore porta da/a  
(X)Door thickness from/to

60	25/35 mm
70	30/39 mm
80	39/48 mm
90	49/58 mm
100	59/68 mm



Quadro block  
per porte forate  
passanti  
∅ 8,5

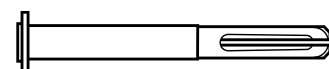
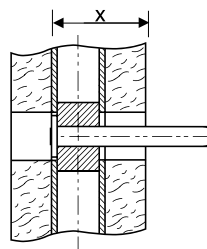
Block spindle for  
doors drilled from  
one side to the other  
∅ 8,5

X 0130/8,5


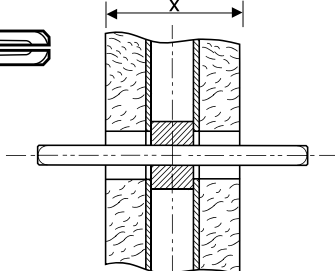
Lunghezza quadro  
Spindle length

(X)Spessore porta da/a  
(X)Door thickness from/to


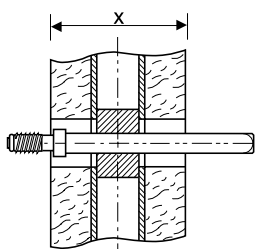
60	20/29 mm
70	29/39 mm
80	39/49 mm
90	49/59 mm



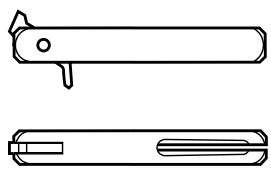
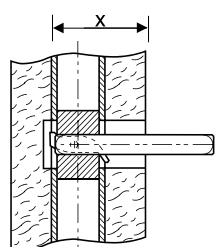
	<b>Materiale</b> Ferro	<b>Material</b> Iron
	<b>Finitura</b> Zincato	<b>Finish</b> Zinc-plated
<b>X 0100/9</b>	Quadro tagliato ☒ 9	Slotted spindle ☒ 9

 	Lunghezza quadro Spindle length	(X)Spessore porta da/a (X)Door thickness from/to
	114	32/48 mm
	120	38/54 mm
	130	48/64 mm
	140	58/74 mm
	150	68/84 mm
	160	78/94 mm


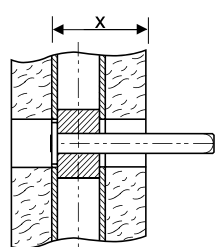
<b>X 0110/9</b>	Quadro con filetto per abbinamento maniglia-pomolo fisso ☒ 9	Threaded spindle for handle/fixd knob combination ☒ 9
-----------------	---	--

 	Lunghezza quadro Spindle length	(X)Spessore porta da/a (X)Door thickness from/to
	100	40/50 mm
	110	50/60 mm
	120	60/70 mm
	130	70/80 mm
	140	80/90 mm

<b>X 0120/9</b>	Quadro block per porte forate solo da un lato ☒ 9	Block spindle for doors drilled on one side only ☒ 9
-----------------	--	---

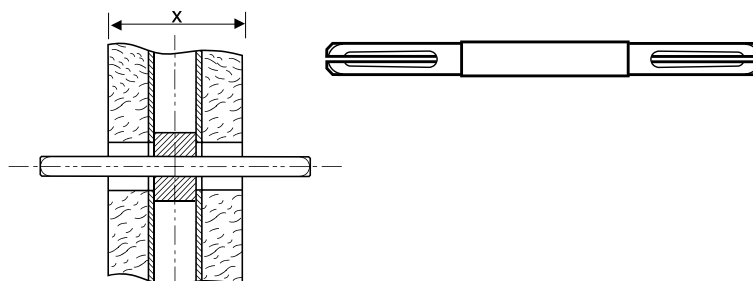
 	Lunghezza quadro Spindle length	(X)Spessore porta da/a (X)Door thickness from/to
	60	22/28 mm
	70	26/37 mm
	80	38/48 mm
	90	49/58 mm
	100	59/68 mm

<b>X 0130/9</b>	Quadro block per porte forate passanti ☒ 9	Block spindle for doors drilled from one side to the other ☒ 9
-----------------	---	---

 	Lunghezza quadro Spindle length	(X)Spessore porta da/a (X)Door thickness from/to
	60	20/29 mm
	70	29/38 mm
	80	39/48 mm
	90	49/58 mm

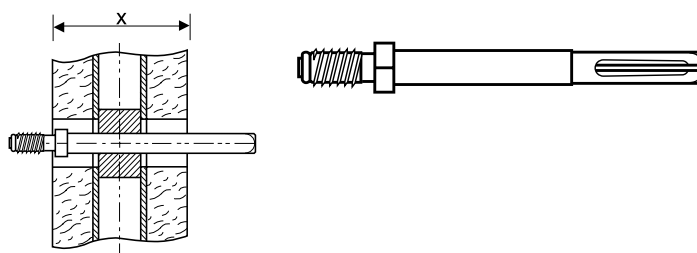
<b>Materiale</b> Ferro	<b>Material</b> Iron	
<b>Finitura</b> Zincato	<b>Finish</b> Zinc-plated	
Quadro tagliato ☑ 9-8	Slotted spindle ☑ 9-8	<b>X 0100/9-8</b>

Lunghezza quadro Spindle length	(X)Spessore porta da/a (X)Door thickness from/to
120	38/54 mm
130	48/64 mm
140	58/74 mm
150	68/84 mm
160	78/94 mm



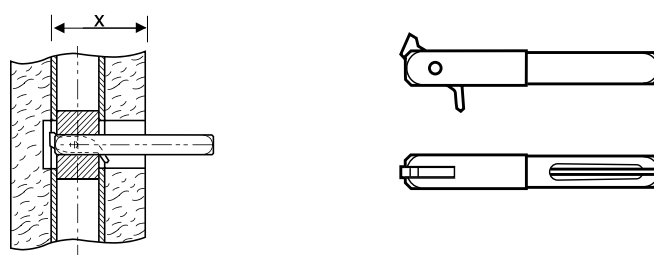
Quadro con filetto per abbinamento maniglia-pomolo fisso ☑ 9-8	Threaded spindle for handle/fixed knob combination ☑ 9-8	<b>X 0110/9-8</b>
---	---	-------------------

Lunghezza quadro Spindle length	(X)Spessore porta da/a (X)Door thickness from/to
100	40/50 mm
110	50/60 mm
120	60/70 mm
130	70/80 mm
140	80/90 mm



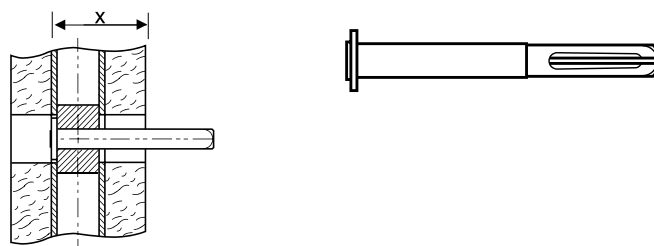
Quadro block per porte forate solo da un lato ☑ 9-8	Block spindle for doors drilled on one side only ☑ 9-8	<b>X 0120/9-8</b>
--	---	-------------------

Lunghezza quadro Spindle length	(X)Spessore porta da/a (X)Door thickness from/to
60	25/35 mm
70	30/39 mm
80	39/48 mm
90	49/58 mm
100	59/68 mm


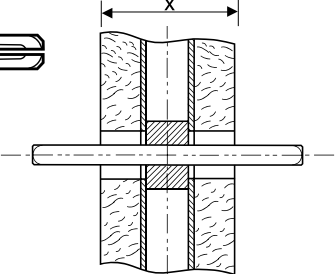


Quadro block per porte forate passanti ☑ 9-8	Block spindle for doors drilled from one side to the other ☑ 9-8	<b>X 0130/9-8</b>
---	---	-------------------


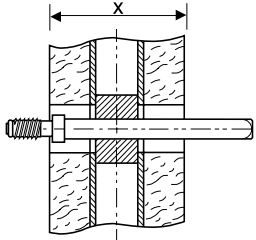
Lunghezza quadro Spindle length	(X)Spessore porta da/a (X)Door thickness from/to
60	20/29 mm
70	29/39 mm
80	39/49 mm
90	49/59 mm



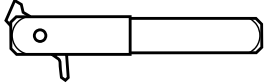
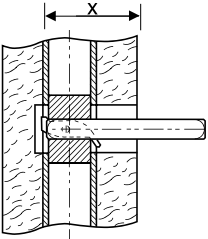
	<b>Materiale</b> Ferro	<b>Material</b> Iron
	<b>Finitura</b> Zincato	<b>Finish</b> Zinc-plated
<b>X 0100/10-9</b>	Quadro tagliato ☑ 10-9	Slotted spindle ☑ 10-9

		Lunghezza quadro Spindle length	(X)Spessore porta da/a (X)Door thickness from/to
		120	38/54 mm
		130	48/64 mm
		140	58/74 mm
		150	68/84 mm
		160	78/94 mm

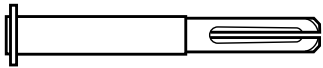
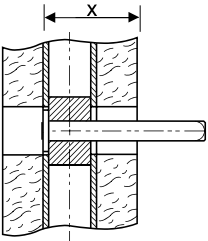
<b>X 0110/10-9</b>	Quadro con filetto per abbinamento maniglia-pomolo fisso ☑ 10-9	Threaded spindle for handle/fixed knob combination ☑ 10-9
--------------------	--	--

		Lunghezza quadro Spindle length	(X)Spessore porta da/a (X)Door thickness from/to
		100	40/50 mm
		110	50/60 mm
		120	60/70 mm
		130	70/80 mm
		140	80/90 mm

<b>X 0120/10-9</b>	Quadro block per porte forate solo da un lato ☑ 10-9	Block spindle for doors drilled on one side only ☑ 10-9
--------------------	---	--

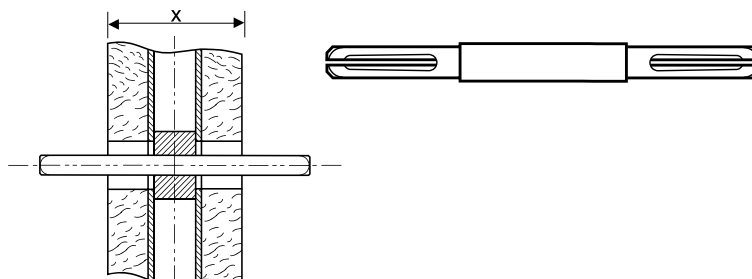
		Lunghezza quadro Spindle length	(X)Spessore porta da/a (X)Door thickness from/to
		60	25/35 mm
		70	30/39 mm
		80	39/48 mm
		90	49/58 mm
		100	59/68 mm

<b>X 0130/10-9</b>	Quadro block per porte forate passanti ☑ 10-9	Block spindle for doors drilled from one side to the other ☑ 10-9
--------------------	--	--

		Lunghezza quadro Spindle length	(X)Spessore porta da/a (X)Door thickness from/to
		60	20/29 mm
		70	29/39 mm
		80	39/49 mm
		90	49/59 mm

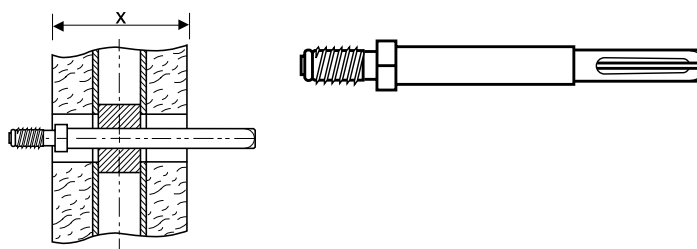
<b>Materiale</b> Ferro	<b>Material</b> Iron	
<b>Finitura</b> Zincato	<b>Finish</b> Zinc-plated	
<b>Quadro tagliato</b> ☒ 10-8	<b>Slotted spindle</b> ☒ 10-8	<b>X 0100/10-8</b>

Lunghezza quadro Spindle length	(X)Spessore porta da/a (X)Door thickness from/to
120	38/54 mm
130	48/64 mm
140	58/74 mm
150	68/84 mm
160	78/94 mm



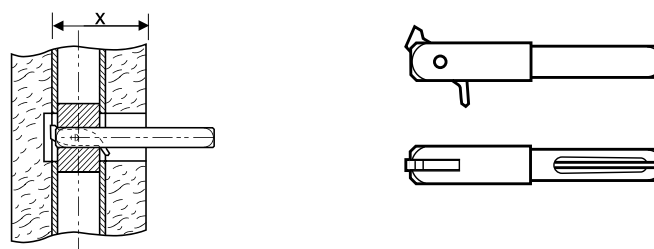
<b>Quadro con filetto per abbinamento maniglia-pomolo fisso</b> ☒ 10-8	<b>Threaded spindle for handle/fixed knob combination</b> ☒ 10-8	<b>X 0110/10-8</b>
---	---	--------------------

Lunghezza quadro Spindle length	(X)Spessore porta da/a (X)Door thickness from/to
100	40/50 mm
110	50/60 mm
120	60/70 mm
130	70/80 mm
140	80/90 mm



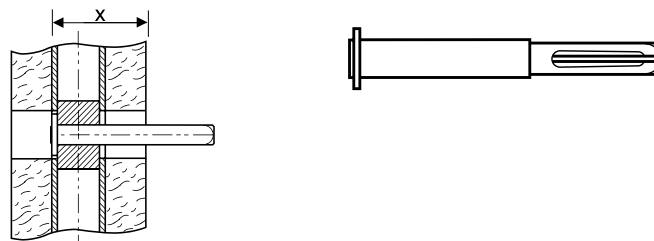
<b>Quadro block per porte forate solo da un lato</b> ☒ 10-8	<b>Block spindle for doors drilled on one side only</b> ☒ 10-8	<b>X 0120/10-8</b>
--	---	--------------------

Lunghezza quadro Spindle length	(X)Spessore porta da/a (X)Door thickness from/to
60	25/35 mm
70	30/39 mm
80	39/48 mm
90	49/58 mm
100	59/68 mm

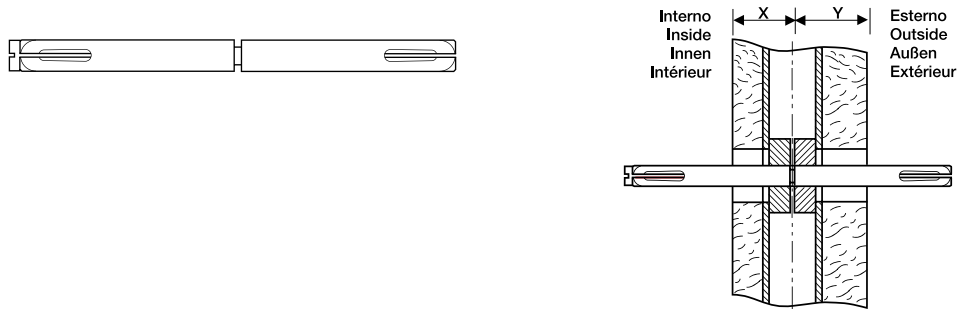


<b>Quadro block per porte forate passanti</b> ☒ 10-8	<b>Block spindle for doors drilled from one side to the other</b> ☒ 10-8	<b>X 0130/10-8</b>
---	---	--------------------

Lunghezza quadro Spindle length	(X)Spessore porta da/a (X)Door thickness from/to
60	20/29 mm
70	29/39 mm
80	39/49 mm
90	49/59 mm



	<b>Materiale</b> Ferro	<b>Material</b> Iron
	<b>Finitura</b> Zincato	<b>Finish</b> Zinc-plated
<b>X 0140</b>	Quadro speciale testato per serrature con noce divisa per porte antipanico ☑ 9	Special split spindle for locks with a split nut, for anti-panic doors ☑ 9



Per serrature con noce divisa è a disposizione un quadro speciale Fusital testato (quadro 9 mm per spessore porta da 35 a 100 mm)

Per l'ordine sono necessarie le seguenti indicazioni :

- Spessore porta
- Misure X e Y
- Articolo della maniglia Fusital utilizzata

Nell'utilizzo del quadro speciale Fusital per serrature con noce divisa oltre alle normative edili legali si deve fare attenzione che le maniglie antipanico (serratura, cilindro, quadro, maniglia, etc..) siano concepite per casi di emergenza e non vengano applicate a porte con funzioni di durata.

For split nut locks a special Fusital spindle is available.  
This well-tested 9 mm spindle is for doors with a thickness between 35 and 100 mm.

The following information must be given when placing the orders :

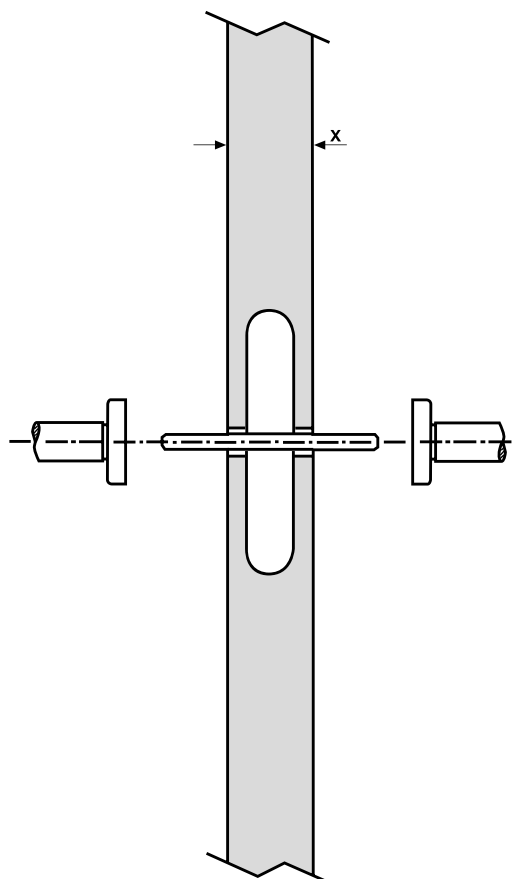
- Door thickness
- X and Y measurements
- The Fusital handle to be used

When using the special Fusital split spindle for locks with a split nut, attention must be paid not only to building regulations, but also that the anti-panic handles (locks, cylinders, spindles, handles etc.) have been designed for emergency use, and not for doors with repeated long-term use.

**Elenco spessori porta per articolo:**  
List of door thicknesses for article:

Ad ogni articolo è abbinato il relativo quadro standard, in dotazione nella confezione.  
Per spessori porta diversi da quelli corrispondenti all'articolo, utilizzare quadri di lunghezze diverse presenti nel catalogo.

Each article is supplied complete with its standard spindle. For door thickness outside the range covered by the standard spindle, select the spindle of the required length from those shown in the catalogue.



**Maniglie per porta / Door handles**

Articolo Article	da from	a to	con quadro with spindle
H 5022 R8	35 mm	50 mm	8 x 114 TG N
H 5021 R8	35 mm	50 mm	8 x 114 TG N
H 5020 R8	34 mm	50 mm	8 x 114 TG N
H 5019 R8	34 mm	50 mm	8 x 114 TG N
H 5017 R8	36 mm	50 mm	8 x 114 TG N
H 5015 R8	34 mm	50 mm	8 x 114 TG N
H 5011 R8	34 mm	50 mm	8 x 114 TG N
H 5010 R8	34 mm	50 mm	8 x 114 TG N
H 5008 R8	34 mm	50 mm	8 x 114 TG N
H 5007 R8	34 mm	50 mm	8 x 114 TG N

**Pomoli per porta / Doorknobs**

Articolo Article	da from	a to	con quadro with spindle
K 5306 A	34 mm	50 mm	8 x 114 TG N
K 5306 R8	34 mm	50 mm	8 x 114 TG N
K 5305	34 mm	50 mm	8 x 114 TG N
K 5304	34 mm	50 mm	8 x 114 TG N

**Chiusure privacy BZG / Bathroom privacy sets**

Articolo Article	da from	a to	con quadro with spindle
S 5507 R6-7-8 BZG	38 mm	44 mm	6 x 75 mm
S 5505 R6-7-8 BZG	38 mm	44 mm	6 x 75 mm
S 5504 R6-7-8 BZG	38 mm	44 mm	6 x 75 mm
S 5503 R6-7-8 BZG	38 mm	44 mm	6 x 75 mm
S 5501 R6-7-8 BZG	38 mm	44 mm	6 x 75 mm



Valli&Valli srl, dal dicembre 1996, ha ottenuto la certificazione del proprio sistema di qualità secondo le normative UNI EN ISO 9001:1994, aggiornate il 28-11-2003 secondo nuova normativa UNI EN ISO 9001:2000

La Valli&Valli ha adeguato il sistema di gestione della Qualità Aziendale alla normativa UNI EN ISO 9001:2000, norma che permette di verificare il proprio standard qualitativo durante tutte le fasi produttive e di monitorare la qualità del servizio offerto in funzione delle specifiche esigenze della Clientela. L'Istituto ICILA, operante e sempre più presente nel settore del legno e dell'arredamento, ha rilasciato la certificazione nel dicembre 1996. Per raggiungere questo importante traguardo è stata posta la massima attenzione ai seguenti processi aziendali, che sono aree in costante miglioramento:

- **La progettazione**

Ogni prodotto è studiato per essere più aderente alle esigenze estetiche e funzionali del consumatore. Severamente testato e collaudato per ricercare soluzioni al fine di renderlo sempre più affidabile.

- **La gestione degli ordini**

Ponendo la massima attenzione ad ogni richiesta del cliente.

- **Il processo produttivo**

Con particolare attenzione al miglioramento delle tecnologie e delle risorse impiegate ed alla pianificazione ed attuazione dei controlli qualitativi durante le fasi di produzione.

- **La selezione dei fornitori e dei partner**

Instaurando con i più accreditati un rapporto di collaborazione e di crescita reciproca.

- **L'analisi dei dati del Sistema Qualità**

Dalla non conformità dei prodotti a qualsiasi altra informazione che possa indurre un processo di miglioramento.

- **La formazione e l'addestramento della risorsa umana**

Instaurando ad ogni livello la consapevolezza della propria centralità nell'ottenimento di una più elevata qualità.

Il raggiungimento di questo ambito obiettivo è stato ottenuto grazie alle energie di tutto il nostro personale, a cui va un doveroso ringraziamento per la decisione e la volontà dimostrata nell'intraprendere la strada del miglioramento.

## Certificati/Certification



Valli&Valli srl has had its Company Quality System certified in accordance with UNI EN ISO 9001:1994 norms since December 12th 1996, up-dated on November 28th 2003 in compliance with the new norms UNI EN ISO 9001:2000

Valli&Valli has now brought its Company Quality System in line with UNI EN ISO 9001:2000 norms, which permit the examination of our quality standards during all manufacturing phases, and the monitoring of the quality of service offered in response to the specific requirements of the Customers.

The ICILA Institute, which is increasingly active in the wood and furniture sector, issued the certification in December 1996.

In order to achieve this important goal the company has devoted its utmost attention to the following processes, which are areas subject to continual improvement:

- **Development**

Each product is studied to best comply with the aesthetical and functional requirement of the final consumer.

Rigorous tests are carried out searching always for new solutions for more reliable products.

- **Order management**

Always giving the utmost attention to any request from Customers.

- **Manufacturing process**

With particular attention to technology and resources improvement as well as to planning and carrying out of quality control during the different manufacturing phases.

- **Selection of Suppliers and Partners**

By establishing with the most qualified suppliers a cooperation aimed at a common growth.

- **Analysis of Quality System data**

Starting from product non-conformity and including any other possible information which can lead to improved processes.

- **Education and training of human resources**

By creating at all levels an awareness of each individual's importance in achieving a general higher quality.

The achievement of this important goal was made possible thanks to the efforts of the entire staff, to whom go our sincere thanks for the decisiveness and willingness shown in pursuing this road to improvement.

---

**Marchi di Qualità/Quality trade-marks**



**ICILA**

**ISO 9001:2000**  
Cert./ Zertifikat n. 77

**Istituto per la Certificazione di  
Qualità delle Industrie del Legno  
e dell'Arredamento**

**Institute for the Certification  
of Quality in the Wood and  
Decorative Industries**



**Certificazione Italiana  
dei Sistemi di Qualità**

**Italian Certification  
of Quality Systems**



**International Quality  
Network**

**ISO 9001:2000**  
Cert./ Zertifikat n. IT-2528



**ZIRTANIO®**

**Attestato di qualità**

Si attesta che il trattamento della superficie effettuato ai nostri prodotti, denominato ZIRTANIO è garantito 30 anni\*

Tale trattamento ha superato i seguenti test:

- Resistenza alla nebbia salina (1500 ore) secondo le norme ISO 9227 ASTM B117 DIN 50021
- Resistenza ai solventi secondo test MFK
- Resistenza ai prodotti specifici anticalcare
- Resistenza all'acido muriatico illimitata
- Resistenza di solidità alla luce senza alterazione secondo le norme UNI 9397

Per la pulizia consigliamo l'utilizzo di un panno inumidito con alcool

\* Si declina ogni responsabilità per un utilizzo negligente od improprio dei prodotti.

**Quality Certificate**

We certify that the treatment applied as a coating to the surface of our products and known as ZIRTANIO is guaranteed for 30 years\*

This treatment has passed the following tests:

- Resistance to salt spray (1500 hours) conforming to standard ISO 9227 ASTM B117 DIN 50021
- Resistance to solvents conforming to standard MFK
- Resistance to specific anti-calcareous products
- Unlimited resistance to muriatic acid
- Resistance to alteration caused by strong light conforming to standard UNI 9397

For cleaning we advise using a cloth dampened with alcohol.

\* We disclaim all responsibility if there is negligent or inappropriate use of products.



La maniglia ed i suoi coordinati, ormai divenuti veri complementi d'arredo, sono comunque oggetti di uso quotidiano e quindi, inevitabilmente, soggetti ad una naturale usura. Inoltre, particolari situazioni climatiche, agenti atmosferici come salsedine e umidità o l'utilizzo in situazioni gravose, possono accelerare questi processi, intaccando lo strato protettivo e generando effetti corrosivi con conseguenze antiestetiche.

Grazie al trattamento Zirtanio, che viene effettuato sulla superficie dei prodotti, Fusital garantisce la protezione per 30 anni.

Trattandosi di una finitura a richiesta gli uffici commerciali restano a completa disposizione per ogni ulteriore informazione e chiarimento.

The door handle and its accessories, which have become part of the furnishing of the home, are subject to daily use, and consequently to natural wear and tear.

In addition, certain climatic conditions, or atmospheric agents such as salt-air or high humidity, or use in detrimental conditions can accelerate the ageing process, damaging the protective coating and causing corrosion with un-aesthetic results.

Thanks to the Zirtanio treatment, applied to the surface of the products, Fusital guarantees protection for 30 years.

This finish is applied on request. Please feel free to contact our offices for any further information or explanation you may require.

ZIRTANIO®

Le maniglie per porta e i loro accessori hanno lo scopo di aprire e chiudere le porte e rappresentano un elemento complementare della porta, insieme al telaio della stessa, alla cerniera, al pannello, alla serratura e al cilindro. Aprire e chiudere una porta con una maniglia presuppone alcune azioni da compiere come ad esempio aprire l'eventuale catenaccio. Solo in casi particolari - come per porte con maniglie/maniglioni antipanico - queste azionano la funzione della serratura abbassando o spingendo la maniglia per porta.

Anche le maniglie per finestra rappresentano solo un elemento complementare della finestra.

Normalmente il sistema di apertura della finestra determina la ferramenta utilizzata e quindi il meccanismo necessario alla maniglia da finestra per essere azionata.

Spesso le maniglie per porta, i maniglioni, le maniglie per finestra vengono utilizzate in modo non corretto, con conseguente danneggiamento del prodotto e dello standard di qualità definito dal Produttore.

Errori ricorrenti sono:

- utilizzo della maniglia quale appiglio o gancio per carichi anche pesanti;
- utilizzo della maniglia da parte dei bambini come strumento di gioco;
- utilizzo della maniglia o maniglione come fermaporta a muro;

I prodotti Fusital non richiedono eccessiva manutenzione; tuttavia per la cura e pulizia - ove non sia specificato l'utilizzo di prodotti particolari per trattamenti speciali - Fusital consiglia di utilizzare unicamente un panno asciutto.

Per un corretto montaggio è necessario seguire le indicazioni contenute nelle singole confezioni oppure rivolgersi a Rivenditori o Personale specializzato.

Per quanto riguarda i prodotti in vetro o porcellana, abbinati all'ottone, si ricorda che tali materiali sono fragili e soggetti a rotture se utilizzati in modo improprio; pertanto si consiglia, in prossimità delle porte e/o delle maniglie per porta, l'utilizzo di fermaporta a pavimento e/o a muro.

Fusital consiglia sempre, su tutti i prodotti ove esiste un grano di fissaggio, l'applicazione di un frenafiletto.

Si consiglia inoltre di verificare ad intervalli regolari la posizione e la stabilità di tutti gli elementi di fissaggio.

L'utilizzatore/acquirente del prodotto è tenuto a richiedere al Rivenditore istruzioni circa il corretto montaggio, la cura e manutenzione del prodotto.

I prodotti Fusital vengono continuamente sviluppati, la produzione costantemente sorvegliata dall'Assicurazione Qualità Valli&Valli.

La maggior parte dei prodotti Fusital è composta da "strumenti di lavoro" per aprire e chiudere porte e finestre:

inevitabilmente, come ogni oggetto, a seconda del materiale scelto e del luogo di utilizzo, anche i nostri prodotti sono soggetti alle leggi del tempo e dell'usura.

L'ottone, lega di metalli soggetta al processo di ossidazione, deve essere rivestito da uno strato protettivo affinché le sue qualità rimangano inalterate nel tempo: pertanto è necessario avere cura nell'utilizzo e manutenzione dei prodotti poiché un uso improprio e/o inadeguata manutenzione andrebbero ad intaccare lo strato protettivo e a generare quindi effetti corrosivi con conseguenze antiestetiche.

Il materiale acciaio inox, notoriamente, è sinonimo di indistruttibilità.

Tuttavia, anche sull'acciaio inox possono comparire graffi e macchie di ruggine occasionali; per queste ultime si tratta della cosiddetta "ruggine superficiale" che può essere rimossa con adeguati detergenti, rivolgendosi presso Rivenditori specializzati.

Non si risponde per danni conseguenti alla normale usura, al trattamento, montaggio e manutenzione inappropriati, e all'inosservanza delle avvertenze di cui sopra.

Door handles and their accessories are designed to open and close doors. They represent a complimentary element of the door, together with the frame, hinges, door panel, lock and cylinder.

Opening and closing a door with a handle requires certain actions, such as opening a security bolt.

Only in certain cases, such as on emergency doors, the handle serves the function of working the lock by lowering or pushing it.

Window handles too are to be considered only a complimentary part of the window. It is normally the opening system of the window that determines the hardware required and consequently the mechanism required for the working of the window handle.

Door handles, pull handles and window handles are often incorrectly used, damaging the product and the quality standard defined by the producer.

Common errors include:

- The use of the handle as a support or hook for objects which may be excessively heavy.
- The use of the handle as a plaything by children.
- The use of the handle as a doorstop against the wall.

Fusital products do not require excessive maintenance. For care and cleaning, except in those cases where a specific product is recommended for certain finishes, Fusital recommends the use of just a soft dry cloth.

To ensure correct fixing, the instructions contained in the box should be followed.

If necessary consult the retailer or specialised personnel.

In the case of products in glass or porcelain together with brass, it should be remembered that these fragile materials are liable to break if used incorrectly.

Fusital recommends the use of doorstops fixed to the floor or the wall close to the door or its handle.

On all products with a grab screw Fusital recommends the use of a retaining compound.

It is also advisable to check the position and tightness of all fixing elements at regular intervals.

The user/purchaser of the product should ask the retailer for instructions regarding the correct fixing, care and maintenance of the product.

Fusital products are subject to a continual process of development and updating, and production is constantly monitored by Valli&Valli Quality Assurance.

Most Fusital products are "tools" for opening and closing doors and windows.

Inevitably, as with all artifacts, depending on the material of which they are made and where they are used, they are subject to wear and the passing of time.

Brass, an alloy subject to oxidation, has to be covered with a protective coating if its appearance is to remain unchanged over time.

Care should be taken during use and maintenance, as improper use or poor maintenance could damage the protective coating, permitting corrosion and consequently causing an anti-aesthetic appearance.

Stainless steel is generally considered to be indestructible.

However, even this material can show the occasional scratch or spot of rust.

Such rust-spots are so-called "surface rust", and can be removed using an appropriate cleaner, available from specialised retailers.

The manufacturer cannot be held responsible for damage due to normal wear and tear, incorrect treatment, fixing or maintenance or to non-observance of the above warnings.



Fusital

**Valli&Valli srl**  
20055 Renate (Mi) Italy  
Via Concordia, 16  
Tel. +39 0362.982.1

**Ufficio Commerciale Italia  
Italian Bussines Office**  
Tel. +39 0362.982271  
Fax +39 0362.982235  
vendite.italia@vallievalli.com

**Ufficio Commerciale Export  
Export Bussines Office**  
Tel. +39 0362.982260  
Fax +39 0362.924455  
export@vallievalli.com

**Show-room New York**  
964 Third Ave, Suite 563 / Annex  
New York, NY 10155  
Tel. +1 (212) 326 8811  
Fax +1 (212) 326 8816

[www.vallievalli.com](http://www.vallievalli.com)  
[www.assaabloy.it](http://www.assaabloy.it)

ASSA ABLOY is the global  
leader in door opening solutions,  
dedicated to satisfying  
end-user needs for security,  
safety and convenience.

Co-ordination.  
**Valli&Valli** - Renate (MI)

Graphic Design  
Hangar Design Group  
www.hangar.it

Products's photos.  
**Ezio Frea** - Milano  
**Roberto Vela** - Milano  
**Ontime** - Borgomanero

Portrait of Antonio Citterio, D'Urbino-Lomazzi:  
**Armin Linke** - Milano

Portrait of Novembre:  
**Settimo Benedusi**

Technical drawings.  
**Valli&Valli** - Renate (MI)  
**C&V srl** - Lissone (MI)

Translations.  
**Valli&Valli** - Renate (MI)

Color separation.  
**Photo Litho Type ABC** - Milano

Printing.  
**A.G. Bellavite** - Missaglia (LC)

La Valli&Valli si riserva il diritto di apportare eventuali modifiche atte a migliorare i prodotti, senza alcun preavviso.  
Le misure dei prodotti si intendono espresse in millimetri e approssimative.

Valli&Valli reserve the right to make eventual modifications directed towards improving their products, without previous notice.

Measurements are shown in millimeters and are approximate.





ASSA ABLOY is the global leader in door opening solutions, dedicated to satisfying end-user needs for security, safety and convenience.

RIF. **Z371** 04/09